

Elenco soci titolari di azioni ordinarie, intervenuti all'assemblea tenutasi il 30/04/2013 in unica convocazione.
Il rilascio delle deleghe è avvenuto nel rispetto della norma di cui all'articolo 2372 del codice civile.

ALL M
A Racc. 20931

AZIONI

PRESENTI IN/PER

Proprio	Delega		In proprio	Per delega
1	1	ANGELETTI FRANCO	200	200
0	1	BALDINI CLAUDIA	0	1.378
1	0	BERTANI PIER GIORGIO	1.000	0
1	0	CRESCIMANNI GIOVANNI	1.715	0
1	0	D'AGNILLO GIULIANA	1.000	0
1	0	DAVI LUCIANO	10.000	0
1	0	DE MARIA COSIMO	1.000	0
0	1	DI STEFANO STEFANO	0	2.937.972.73
1	1	DORI CARLO	1.250	1.250
0	24	GIULIANI PAOLO EMILIO	0	66.966
1	0	GRANITO VINCENZO	1.753	0
1	0	IADICICCO MARIA TERESA	3.914	0
0	1	MANQUELMILLANGUIR HUMBERTO FLORENCIO	0	5
1	0	MARINI VINCENZO	500	0
0	1	MEGGIOLARO MAURO	0	250
0	1	MELLAIA FRANCO	0	2
0	1.543	PALOMBO GIANLUCA	0	1.592.041.86
1	0	PEDERSOLI LANFRANCO	6.016	0
1	0	PETRICCA ALBERTO	2.835	0
0	1	POMES DANIELE	0	5
1	0	POSA ENZO	20	0
1	0	PRESUTTI MARCELLO	1.520	0
0	1	RICOTTI SIMONA	0	5
1	1	ROSSI AGOSTINO	11.993	7.678
0	2	SERVIZIO TITOLI SPA RAPP. DESIGNATO EX ART. 135 UNDECIES TUF IN PERSONA DI VERONICA CICIRIELLO	0	1.542
0	1	STASI FLAVIO	0	250
0	1	VALEANU MIHAI CLAUDIU	0	5
15	1.581	Apertura Assemblea	44.716	4.530.094.130
TOTALE COMPLESSIVO:			4.530.138.846	
Intervenuti/allontanatisi successivamente:				
1	0	CECCARELLI CLAUDIO	4.611	0
-1	0	D'AGNILLO GIULIANA	-1.000	0
-1	0	DAVI LUCIANO	-10.000	0
-1	0	DE MARIA COSIMO	-1.000	0
-1	0	IADICICCO MARIA TERESA	-3.914	0
1	0	IEPPARIELLO ANTONIO	13.000	0
0	-1	MANQUELMILLANGUIR HUMBERTO FLORENCIO	0	-5
0	-1	MELLAIA FRANCO	0	-2
1	0	NOTARFONZO ARNALDO	17.000	0
-1	0	POSA ENZO	-20	0
-1	0	PRESUTTI MARCELLO	-1.520	0
1	0	STERLOCCHI COSTANTINO	51.000	0
13	1.579	Bilancio di esercizio al 31 dicembre 2012	112.873	4.530.094.123
TOTALE COMPLESSIVO:			4.530.206.996	
Intervenuti/allontanatisi successivamente:				
-1	0	BERTANI PIER GIORGIO	-1.000	0
0	-1	POMES DANIELE	0	-5
0	-1	RICOTTI SIMONA	0	-5
0	-1	STASI FLAVIO	0	-250
0	-1	VALEANU MIHAI CLAUDIU	0	-5
12	1.575	Determinazione utile di esercizio	111.873	4.530.093.858
TOTALE COMPLESSIVO:			4.530.205.731	
Intervenuti/allontanatisi successivamente:				
-1	-1	ANGELETTI FRANCO	-200	-200
-1	0	CRESCIMANNI GIOVANNI	-1.715	0
-1	0	IEPPARIELLO ANTONIO	-13.000	0
0	-1	MEGGIOLARO MAURO	0	-250

Elenco soci titolari di azioni ordinarie, intervenuti all'assemblea tenutasi il 30/04/2013 in unica convocazione.
Il rilascio delle deleghe è avvenuto nel rispetto della norma di cui all'articolo 2372 del codice civile.

PRESENTI IN/PER

AZIONI

Proprio	Delega		In proprio	Per delega
-1	0	NOTARFONZO ARNALDO	-17.000	0
-1	0	STERLOCCHI COSTANTINO	-51.000	0
7	1.573	Nomina del Collegio Sindacale	28.958	4.530.093.408
TOTALE COMPLESSIVO:			4.530.122.366	
Intervenuti/allontanatisi successivamente:				
7	1.573	Determ. retribuzione membri effettivi Coll. Sind.	28.958	4.530.093.408
TOTALE COMPLESSIVO:			4.530.122.366	
Intervenuti/allontanatisi successivamente:				
-1	0	CECCARELLI CLAUDIO	-4.611	0
-1	0	GRANITO VINCENZO	-1.753	0
5	1.573	Relazione sulla remunerazione	22.594	4.530.093.408
TOTALE COMPLESSIVO:			4.530.116.002	




*** ELENCO DELEGANTI ***
ENEL S.p.A.
Assemblea Ordinaria
in unica convocazione

1	Delegante di ANGELETTI FRANCO ONOFRI MARIA	Tessera n° 2040 Azioni 200 200
2	Delegante di BALDINI CLAUDIA DI NOIA CARMINE	Tessera n° 2989 Azioni 1.378 1.378
3	Delegante di DI STEFANO STEFANO MINISTERO DELL'ECONOMIA E DELLE FINANZE	Tessera n° 800 Azioni 2.937.972.731 2.937.972.731
4	Delegante di DORI CARLO ROSATI GIUSEPPINA	Tessera n° 1655 Azioni 1.250 1.250
5	Deleganti di GIULIANI PAOLO EMILIO TOMA SALVATORE LEGGIO GREGORIO DI IORIO CARMEN POLIGNANO PIERGIORGIO ANGELONE PIERLUIGI PIERINI SANDRO DE MARTINI MARCO CARLO TRO GIULIANO BOSETTI GIANFRANCO VINANTE ALESSANDRO ZINI MARCO BRIANI EMANUELA MEAZZI CARLO COMASTRI ALCIDE GIOVENALI LIVIO GENTILI MARCO LO VERSO GIUSEPPE PERNETTI PIETRO DANESE GIUSEPPE GATTO CARLO MAGGIO GEREMIA DE CAGNA ROCCO MANGIA ROCCO SAOTTA MASSIMO	Tessera n° 3009 Azioni 2.487 4.185 1.378 4.449 4.373 1.867 800 1.601 3.931 1.582 1.601 633 7.753 3.601 2.401 99 1 5.479 3.387 4.508 2.401 1.055 3.209 4.185 66.966
	Numero di deleghe rappresentate dal badge: 24	
6	Delegante di MANQUELMILLANGUIR HUMBERTO FLORENCIO DOJMI DI DELUPIS CARLO	Tessera n° 1638 Azioni 5 5
7	Delegante di MEGGIOLARO MAURO FONDAZIONE CULTURALE RESPONSABILITA' ETICA	Tessera n° 3181 Azioni 250 250
8	Delegante di MELLAIA FRANCO ENERGYCAPITAL SRL UNIPERSONALE	Tessera n° 1626 Azioni 2 2

fr

l

* ELENCO DELEGANTI *

9	Deleganti di	PALOMBO GIANLUCA	Tessera n° 612
			Azioni
			15.159
	GENERAL CONFERENCE CORPORATION OF SEVENTH DAY ADVENTISTS		6.576.611
	CALIFORNIA STATE TEACHERS RETIREMENT SYSTEM		202.963
	METROPOLITAN LIFE INSURANCE COMPANY		7.543.568
	CAISSE DE DEPOT ET PLACEMENT DU QUEBEC		5.295.009
	NEW YORK STATE COMMON RETIREMENT FUND		200.000
	FIDEURAM INVESTIMENTI SGR SPA - FIDEURAM ITALIA		4.782.693
	GMO ERISA POOL		1.277.385
	GMO FOREIGN FUND		426.377
	TELSTRA SUPERANNUATION SCHEME		1.191.780
	VICTORIAN SUPERANNUATION FUND		467.800
	STAGECOACH GROUP PENSION SCHEME		2.000.000
	MEDIOLANUM GESTIONE FONDI SGR SPA- MEDIOLANUM FLESSIBILE ITA		320.869
	PENSION FUND ASSOCIATION FOR LOCAL GOVERNMENT OFFICIALS		4.500.000
	ANIMA SGR SPA - FONDO ANIMA ITALIA		58.453
	INTERNATIONAL EQUITY FUND		159.738
	IBM RETIREMENT PLAN		84.739
	SEASONS SERIES TRUST INTERNATIONAL EQUITY PORTFOLIO		385.397
	SSGA GLOBAL INDEX PLUS TRUST		1.603.300
	COCA-COLA MASTER RETIREMENT TRUST		2.551.573
	TEACHER RETIREMENT SYSTEM OF TEXAS		121.201
	BANK OF BOTSWANA		517.952
	COSMOPOLITAN INVESTMENT FUND		51.599
	ENERGY INSURANCE MUTUAL LIMITED		693.728
	RUSSELL INTERNATIONAL SHARES FUND		100.571
	STATE BOSTON RETIREMENT SYSTEM		39.156
	MLC LIMITED		6.956.323
	COMMON TRUST ITALY FUND		157.393
	FCP ICARE		115.538
	BRUNEI SHELL RETIREMENT BENEFIT FUND		107.425
	SAL PENSION SCHEME		3.366.784
	FSS TRUSTEE CORPORATION		170.942.705
	GOVERNMENT OF NORWAY		1.016.303
	SAS TRUSTEE CORPORATION		1.488.000
	SAUDI ARABIAN MONETARY AGENCY		1.482.070
	SHELL CONTRIBUTORY PENSION FUND		1.801.913
	MINEWORKERS PENSION SCHEME		60.513
	PENSION FUND OF SUMITOMO MITSUI BANKING CORPORATION		1.954.181
	BP PENSION FUND		3.208.287
	AEGON CUSTODY B.V.		159.839
	EUROPE INDEX PLUS COMMON TRUST FUND		27.172.218
	CALIFORNIA PUBLIC EMPLOYEES RETIREMENT SYSTEM		916.467
	SCHWAB INTERNATIONAL INDEX FUND		2.000.000
	UBI PRAM SGR/ UBI PRAM AZIONI ITALIA		381.887
	COMMON MONTHLY INTL EX-JAPAN EQUITY		334.016
	LJR LIMITED PARTNERSHIP		239.187
	JAGUAR PENSION PLAN		2.757.554
	PUBLIC SECTOR PENSION INVESTMENT BOARD		1.120.881
	UBS GLOBAL ASSET MANAGEMENT LIFE LTD		4.350.450
	ONTARIO TEACHERS PENSION PLAN BOARD		67.834
	SHELL FOUNDATION		2.025.305
	STICHTING SHELL PENSIOENFONDS		540.229
	IBM PENSION PLAN		8.843.222
	MANAGED PENSION FUNDS LIMITED		418.812
	UNISUPER		517.449
	LOTHIAN PENSION FUND		171.408
	LINCOLNSHIRE COUNTY COUNCIL PENSION FUND		690.000
	CHALLENGE FUNDS		184.506
	SOMERSET COUNTY COUNCIL PENSION FUND		4.048.900
	RBS GROUP PENSION FUND		1.579.000
	ENSIGN PEAK ADVISORS INC.		3.550.465
	HK MONETARY AUTHORITY		600.449
	FUNDO DE PENSOES		39.801.863
	GMO INTERNATIONAL INTRINSIC VALUE FUND		1.073.230
	ASIAN DEVELOPMENT BANK		191.709
	CONOCOPHILLIPS PENSION PLAN		53.467
	UNIVERSE THE CMI GLOBAL NETWORK FUND		142.000
	SDA INTERNATIONAL EQUITY INDEX FUND		230.000
	GABELLI UTILITIES FUND		31.200
	FCP FEDERIS EUROPE ACTIONS		2.073.022
	UNIVERSAL INVEST BAYVK A1 FONDS		963.871
	GMO FUNDS PLC		727.459
	NORTHERN TRUST UNIT TRUST		29.104
	UNITED NATIONS RELIEF AND WORKS FOR PALESTINIAN REFUGEES IN THE NEAR EAST		219.200
	DUKE ENERGY CORPORATION MASTER RET		530.007
	LOS ANGELES CITY EMPLOYEES RETIREM.		

* ELENCO DELEGANTI *

HONG KONG SPECIAL ADMIN EXCHANGE FD	963.936
NEW ZEALAND SUPERANNUATION FUND	990.577
STATE TEACHERS RETIREMENT SYSTEM OF OHIO	2.433.614
MERSEYSIDE PENSION FUND	300.000
WYOMING RETIREMENT SYSTEM	673.937
ACCIDENT COMPENSATION CORPORATION	1.861.599
COVENANT HEALTH	30.600
LSV INTERNATIONAL VALUE EQUITY TST	2.650.700
NORTH DAKOTA STATE INVESTMENT BOARD	265.900
THE SISTERS OF ST FRANCIS OF PHILAD.	50.400
FRIENDS PROVIDENT PENSIONS LIMITED	3.781.365
THE GABELLI DIVIDEND & INCOME TRUST	350.000
ABBAY LIFE ASSURANCE COMPANY LIMITED	1.237.442
PENSIONS MANAGEMENT (S.W.F.) LIMITED	81.717
NEW YORK LIFE INSURANCE COMPANY	32.732
CAPITAL GUIDANCE (FUND) LTD	64.600
FIREFIGHTERS RETIREMENT SYSTEM	52.300
THE REGENTS OF THE UNIVERSITY OF CALIFORNIA	4.916.751
TEACHERS' RETIREMENT SYSTEM OF LOUISIANA	33.625
STATE OF CONNECTICUT RETIREMENT PLANS & TRUST FUNDS	5.566.232
AARP EMPLOYEES' PENSION PLAN	91.881
CORPORATION OF LONDON CITY'S CASH	500.600
JOHN HANCOCK TRUST INTERNATIONAL EQUITY INDEX TRUST B	252.346
SACRAMENTO COUNTY EMPLOYEES RETIREMENT SYSTEM	596.600
AMERICAN CANCER SOCIETY INC RETIREMENT ANNUITY PLAN	57.435
CUMBRIA LOCAL GOVERNMENT PENSION SCHEME	1.170.464
LONDON BOROUGH OF TOWER HAMLETS PENSION FUND	1.229.623
OREGON PUBLIC EMPLOYEES RETIREMENT SYSTEM	1.958.533
ROBECO CAPITAL GROWTH FUNDS	342.279
AXA IRELAND PENSION FUND	335.000
AMERICAN HEART ASSOCIATION	15.239
AXA ROSENBERG EUROBLOC	2.745.000
VERDIPAPIRFONDET KLP AKSJGLOBAL 1	564.813
VANGUARD EUROPEAN STOCK INDEX FUND	8.701.334
VANGUARD TAX-MANAGED INTERNATIONAL FUND	8.350.630
GMO GLOBAL ACTIVE EQUITY FUND LP	185.819
BELLSOUTH TELECOM EXECUTIVE BENEFIT	173.300
NORTHERN INTL EQUITY INDEX FUND	1.373.511
AXA ROSENBERG EQUITY ALPHA TRUST	569.000
STICHTING PHILIPS PENSIOENFONDS	1.220.388
CARDIF ASSURANCE VIE	2.000.000
FCP GLOBAL EURO	375.326
CHURCH OF ENGLAND INV FD FOR PENSION	63.952
QM COMMON DAILY WORLD INDEX FUND	235.893
STICHTING PENSIOENFONDS METAAL EN TECHNIEK	2.386.608
NUCLEAR LIABILITIES FUND LIMITED	173.169
FUNDACAO CALOUSTE GULBENKIAN	896.130
CAAM INDEX EUROPE	15.307
HSBC EUROPEAN INDEX FUND	472.430
GMO GLOBAL EQUITY TRUST	1.043.258
THE MOTOROLA PENSION SCHEME	548.334
FCP SCORE THANRY	1.186
FCP GESTION PLACEMENT 1	2.931
FCP GUTENBERG	8.200
FCP SCORE GALIEN	13.284
LOMBARD ODIER DARIER HFM SA INSTITUTIONNEL3D	43.994
ING INTERNATIONAL VALUE CHOISE FUND	36.436
BT INTERNATIONAL FUND	211.704
STICHTING PENSIOENFONDS ELSEVIER	83.350
JPMORGAN INTERNATIONAL EQUITY INDEX FUND	929.806
IBM PERSONAL PENSION PLAN TRUST	1.167.250
KBCAM INSTITUTIONAL FUNDS PLC	605.819
WESTPAC INTERNATIONAL SHARE INDEX TRUST	332.499
FEDERIS EPARGNE EQUILIBREE	58.800
REGARD ACTIONS DEVELOPPEMENT DURABLE	300.000
WILMINGTON MULTIMANAGER INTERNATIONAL FUND	131.781
INVESTIN PRO F.M.B.A.	437.217
ARKWRIGHT, LLC	16.487
KAISER FOUNDATION HOSPITALS	387.600
MGI FUNDS PLC	337.013
SUPEANN ARRANGE UNIVERSITY LONDON	197.008
VERDIPAPI KLP AKSJEUROPA INDEKS 1	259.149
SCHRODER GLOBAL ACTIVE VALUE FUND	628.211
AXA-EB 510	88.000
NATIONWIDE INTERNATIONAL INDEX FUND	916.965
ERSEL ASSET MANAGEMENT SGR SPA- FONDERSEL PMI	180.000
MERCER OSS TRUST	85.218

* ELENCO DELEGANTI *

JP MORGAN CHASE RETIREMENT PLAN	10.916
BBC PENSION SCHEME	1.484.900
SSGA INTERNATIONAL STOCK SELECTION FUND	1.209.338
BT INSTITUTIONAL INTERNATIONAL SUSTAINABILITY SHARE FUND	121.958
AXA INVESTMENT MANAGERS DEUTSCHLAND GMBH FOR AXA EUROPA	95.000
AXA INVESTMENT MANAGERS DEUTSCHLAND GMBH FOR AXA WELT	45.000
STATE OF ALASKA RETIREMENT AND BENEFITS PLANS	198.312
REGIME DE RENTES DU MOUVEMENT DESJARDINS	11.076
STATE OF MINNESOTA	3.000.269
INSURANCE CORPORATION OF BRITISH COLUMBIA	270.900
SPDR MSCI ACWI EX-US ETF	166.318
SPDR FTSE/MACQUARIE GLOBAL INFRASTRUCTURE 100 ETF	399.341
SPDR S&P WORLD (EX-US) ETF	151.706
ILLINOIS STATE BOARD OF INVESTMENT	271.826
VERMONT PENSION INVESTMENT COMMITTEE	161.094
SSGA INTERNATIONAL EQUITIES INDEX TRUST	251.868
SSGA WEALTH WEIGHTED GLOBAL EQUITIES INDEX TRUST	67.600
SSGA MSCI EAFE INDEX FUND	530.852
BAERUM KOMMUNE	28.366
AARGAUISCHE PENSIONSASSE	251.392
BELLSOUTH CORPORATION RFA VEBA TRUST	194.112
STATE STREET TRUSTEES LIMITED ATF SWIP CAPITAL TRUST	276.715
PRUDENTIAL RETIREMENT INSURANCE & ANNUITY COMPANY	1.161.522
EUROPE ALPHA COMMON TRUST FUND	540.665
INTERNATIONAL ALPHA SELECT COMMON TRUST FUND	686.417
GLOBAL ADVANTAGE FUNDS- MAJOR MARKETS TEILFONDS	1.233.409
PIONEER INTERNATIONAL VALUE FUND	368.800
ESPOIR FCP	2.500
A I DUPONT TESTAMENTARY TRUST	226.866
CITY OF FRESNO RETIREMENT SYSTEM	240.701
SENTINEL INTERNATIONAL FUND	19.230
STICHTING PENSIOENFONDS CAMPINA	164.249
CITY OF MEMPHIS RETIREMENT SYSTEM	20.000
OWENS CORNING DEFINED BENEFIT MAS TR	87.588
MARYLAND STATE RETIREMENT & PENSION SYSTEM	1.621.098
UBS ETF-UBS-ETF DJ EURO STOXX 50	2.556.907
MONTANA BOARD OF INVESTMENTS	295.955
BLUE CROSS BLUE SHIELD OF KANSAS,INC	161.824
GOVERNMENT OF THE PROVINCE OF ALBERTA	701.400
HOME AFFAIRS UNIFORMED SERVICES (INVEST FUND)	2.078
RUSSELL INVESTMENT COMPANY II PLC	383.850
RUSSELL INVESTMENT COMPANY PLC	2.094.216
NOTTINGHAMSHIRE COUNTY COUNCIL PENSION FUND	351.550
ELECTRONIC DATA SYSTEMS LTD RETIREMENT PLAN	287.400
ELECTRONIC DATA SYSTEMS 1994 PENSION SCHEME	103.900
RUSSELL INVESTMENT COMPANY INTERNATIONAL FUND	2.208.300
FONDS DE SOLIDARITE DES TRAVAILLEURS DU QUEBEC (F.T.Q.)	1.852.583
METROPOLITAN SERIES FUND MORGAN STANLEY EAFE INDEX PORTFOLIO	449.278
CHEVRON UK PENSION PLAN	143.348
HSBC AS TRUSTEE FOR SSGA EUROPE EX UK EQUITY TRACKER FUND	229.975
RUSSELL INVESTMENT COMPANY GLOBAL EQUITY FUND	1.860.193
JOHNSON & JOHNSON PENSION & SAVINGS PLANS MASTER TRUST	857.741
DWS EAFE EQUITY INDEX FUND	132.975
RUSSELL INVESTMENT FUNDS NON-U.S. FUND	270.325
AMERICAN INTERNATIONAL GROUP INC RETIREMENT PLAN	26.048
ORANGE COUNTY EMPLOYEES RETIREMENT SYSTEM	170.902
PUBLIC EMPLOYEES RETIREMENT SYSTEM OF OHIO	5.188.716
MAJOR LEAGUE BASEBALL PLAYERS PENSION PLAN	484.184
RUSSELL GLOBAL OPPORTUNITIES FUND	1.575.841
EMPLOYEES RET FUND - CITY OF DALLAS	95.018
NATIONAL COUNCIL FOR SOCIAL SEC FUND	105.347
FS PARAMETRIC PARTNERS	8.870
GARD COMMON CONTRACTUAL FUND	98.831
CHRISTIAN SUPER	53.250
CHURCH COMMISSIONERS FOR ENGLAND	94.140
RETAIL EMPLOYEES SUPERANNUATION TRUST	3.912.525
CI CORPORATE CLASS LTD	29.050
THE BOMBARDIER TRUST (UK)	67.042
AVENIR EURO	300.000
FEDERIS AVENIR EURO-PE	1.008.700
AXA ROSENBERGER INTERNATIONAL	115.000
PFIZER IRELAND PENSION PLAN	103.158
FCP DIVERSIFIE D&O CPR	181.902
PARWORLD	409.361
CITY OF NEW YORK GROUP TRUST	960.911
VISION POOLED SUPERANNUATION TRUST	125.146
AXA INSURANCE UK PLC	84.000

* ELENCO DELEGANTI *

GOVERNMENT SUPERANNUATION FUND	606.450
ALLIANZ GLOBAL INVESTORS FUND	619.680
THE GE UK PENSION COMMON INVESTMENT FUND	276.376
ALAMEDA COUNTY EMPLOYEES' RETIREMENT ASSOCIATION	267.355
CONSOLIDATED EDISON RETIREMENT PLAN	961.947
ISHARES MSCI EAFE VALUE INDEX FUND	2.111.564
ISHARES S&P GLOBAL UTILITIES SECTOR INDEX FUND	1.622.120
JOHN HANCOCK INSURANCE COMPANY OF VERMONT	37.157
GMO TAX-MANAGED GLOBAL BALANCED PORTFOLIO	254.396
NEW YORK STATE TEACHERS RETIREMENT SYSTEM	3.452.991
WELLINGTON MANAGEMENT PORTFOLIOS (DUBLIN) PLC	11.897
ISHARES DOW JONES EPAC SELECT DIVIDEND INDEX FUND	3.508.639
WEST YORKSHIRE PENSION FUND	1.216.000
THE BANK OF KOREA	160.366
FIDEURAM GESTIONS S.A. FONDITALIA EQUITY ITALY	3.000.000
FIDEURAM GESTIONS S.A. FIDEURAM FUND EQUITY ITALY	400.000
INTERFUND SICAV INTERFUND EQUITY ITALY	620.000
VANTAGEPOINT OVERSEAS EQUITY INDEX FUND	126.228
H.E.S.T. AUSTRALIA LIMITED	1.489.783
REUNICA CAAM ACTIONS	980.363
CAAM ACTIONS EURO CA-MF	230.625
SLIVAFRANCE	894.046
EVIAN A EQUILIBRE	10.486
N 1 RENDEMENT USINOR	14.132
EPARGNE PRUDENCE THALES	39.741
L.S. DYNAMIQUE	7.719
CAAM ACTIONS INTERNATIONALES	9.117
ATOUT QUANTEUROLAND	672.301
CAAM INDICIA MEDIAN	310.276
ATOUT EUROPE MONDE	261.729
CAAM INDEX EURO	197.768
APOLLINE I ACTIONS	610.994
CAAM RESA ACTIONS EURO	172.550
CAAM ACTIONS DURABLES	233.781
ASSURDIX	1.226.143
ADPACTIONS	3.610
FCP FMS 3	154.437
PREDICA ISR MONDE	57.179
PPF-ISR	17.846
PREDICA ISR EUROPE	82.033
BOURBON 4	130.747
CONCORDE 96	133.058
FC CARPIMKO	226.150
I CROISSANCE	102.527
DUKE ENERGY RETIREMENT SAVINGS PLAN	101.200
LOCKHEED MARTIN CORP DEFINED CONTRIBUTION PLAN MASTER TRUST	53.696
SELECT INDEX SERIES	388.207
ISHARES MSCI ACWI INDEX FUND	628.227
ISHARES MSCI ACWI EX US INDEX FUND	433.844
ISHARES S&P GLOBAL INFRASTRUCTURE INDEX FUND	1.828.836
ISHARES MSCI KOKUSAI INDEX FUND	153.793
FCP PATRIMOINE PLACEMENT 5	4.414
FCP PATRIMOINE PLACEMENT 3	4.952
FCP PATRIMOINE PLACEMENT 2	2.430
FCP PATRIMOINE PLACEMENT	1.746
MONSANTO ACTIONS	12.160
FCP LUCKY	3.082
1515 FCP GERARD PERRIER	1.900
FCP BRANT	1.110
SILVER GROWTH FUND, LP	6.992
FORD OF CANADA MASTER TRUST FUND	104.333
IMPERIAL GLOBAL EQUITY INCOME POOL	491.233
1982 SMITH TRUST	136.977
SPRING CREEK INVESTORS LLC	5.286
SHY LLC	30.819
FOURTH AVENUE INVESTMENT COMPANY	19.861
LAS OLAS EQUITY PARTNERS LP	42.390
KBC INVESTMENT TRUST	117.891
AMITY EUROPEAN FUND	180.000
AVSUPER FUND	33.398
AQR INTERNATIONAL EQUITY FUND	334.175
GS TACS MARKET CONTINUOUS (INTL) LLC	741.272
ING INTERNATIONAL INDEX PORTFOLIO	261.976
AXA EQUITABLE LIFE INSURANCE CO	133.404
WASHINGTON STATE INVESTMENT BOARD	3.267.359
XEROX CANADA EMPLOYEES RETIREMENT PLAN	61.746
ALASKA COMMON TRUST FUND	119.409

* ELENCO DELEGANTI *

GOLDMAN SACHS FUNDS	347.357
AXA SWISS INSTITUTIONAL FUND- EQUITIES GLOBAL EX SWITZERLAND	35.733
SUPERVALU INC. MASTER INVESTMENT TRUST	102.485
HARTFORD LIFE INSURANCE COMPANY	197.844
GMAM INVESTMENT FUNDS TRUST	1.190.848
OBLATE INTERNATIONAL PASTORAL INVESTMENT TRUST	54.897
MINISTRY OF STRATEGY AND FINANCE	59.836
ROYAL BANK OF CANADA (CHANNEL ISLANDS) L	123.068
BARYUM QUANT FCP	325.000
VANGUARD TOTAL WORLD STOCK INDEX FUND	557.278
NTGI-QM COMMON DAILY ALL COUNTRY WORLD E	161.142
HERSHEY FOOD MASTER RETIREMENT TST	9.173
MF INTERNATIONAL FUND LLC	20.087
TENNESSE CONSOLIDATED RETIREMENT SYSTEM	1.486.738
TYCO ELECTRONICS DEFINED MASTER TRUST	71.000
STICHTING PENSIOENFONDS AKZO NOBEL	788.157
STICHTING INSTITUUT GAK	29.441
CITY OF LOS ANGELES FIRE POLICE PLAN	344.818
UTAH STATE RETIREMENT SYSTEMS	960.341
FCP GERISO	49.002
FCP CALCIUM QUANT	208.624
ENHANCED INDEX INTERNATIONAL SHARE FUND	2.476.897
BPI GLOBAL INVESTMENT FUND	46.269
SSGA ITALY INDEX EQUITY FUND	237.150
SSGA WORLD INDEX EQUITY FUND	711.761
SSGA EUROPE ALPHA EQUITY FUND I	254.580
FONDATION LUCIE ET ANDRE CHAGNON	123.100
SSGA UTILITIES INDEX EQUITY FUND	12.472
SPDR S+P INTERNATIONAL UTILITIES SECTOR FTF	348.552
METZLER INVESTMENT GMBH FOR MIFONDS 415	1.333.563
JOHN HANCOCK FUNDS III INTERNATIONAL CORE FUND	4.885.225
SSGA EUROPE INDEX EQUITY FUND	750.027
PUTNAM TOTAL RETURN FUND, LLC	25.766
ASSOCIATED BRITISH FOODS PENSION SCHEME	205.000
GOLDMAN SACHS GMS ERISA GROUP TRUST	184.500
PRINCIPAL FUNDS INC INTERNATIONAL VALUE FUND I	293.654
JPMORGAN EUROPEAN INVESTMENT TRUST PLC	1.854.466
MANVILLE PERSONAL INJURY SETTLEMENT TRUST	50.711
NON-US EQUITY MANAGERS PORTFOLIO 4	459.600
MARS GMBH.	1.492.135
NATIONAL PENSIONS RESERVE FUND COMMISSION	607.080
CHRISTUS HEALTH CASH BALANCE PLAN	47.300
KANSAS PUBLIC EMPLOYEES RETIREMENT	52.276
LUCENT TECHNOLOGIES INC. DEFINED CONTRIBUTION PLAN MASTER TRUST	2.807.044
LVIP SSGA DEVELOPED INTERNATIONAL 150 FU	1.267.459
LVIP SSGA INTERNATIONAL INDEX FUND	654.852
ADVANTAGE FUNDS INC - GLOBAL ALPHA FUND	26.178
FAIRFAX COUNTY EMPLOYEES' RETIREMENT SYSTEM	93.100
CHRISTUS HEALTH.	45.000
BOC PENSION INVESTMENT FUND.	868.057
WEST VIRGINIA INVESTMENT MANAGEMENT BOARD	1.147.900
CAAM ACTIONS RESTRUCTURATIONS	39.707
ACTIF CANTON CREDIT AGRICOLE	42.367
ATOUT EUROLAND	2.243.229
CAAM LABEL PRUDENCE	61.466
LV CHALLENGE	37.884
HYMNOS L113	16.901
FCPE ADPARGNE	6.376
DYNALION MONDE PEA L997	75.750
MORGAN STANLEY INVESTMENT FUNDS	1.398.384
FCP TONI ACTIONS 100	122.517
LBPAM PROFIL 80 PEA	248.345
LBPAM PROFIL 100	98.209
IXIS FLAMME	133.800
CARPIMKO INTERNATIONAL	215.419
UNIVERS CNP I	686.899
CMD AGIRC IXIS D	418.446
CNP ASSUR PIERRE	98.359
IXIS EURO ACTIONS	1.734.225
CNP ASSUR VALEURS	54.042
MULTIMIX WHOLESALE INTERNATIONAL SHARES TRUST	134.923
GMO TAX-MANAGED INTERNATIONAL EQUITIES F	1.955.740
SEI INSTITUTIONAL INTERN TRUST INTERNATI	631.014
SEI INST INVES TRUST INTERNAT EQTY FUND	59.939
SEI INST INVEST TRUST WORLD EQ EX-US FUN	124.186
GMO DEVELOPED WORLD STOCK FUND	1.080.633
GMO INTERNATIONAL CORE EQUITY FUND	19.026.211

(Handwritten signature)

(Handwritten signature)

* ELENCO DELEGANTI *

THE UNITED CHURCH OF CANADA PENSION PLAN	115.600
FCP ES GESTION EQUILIBRE	250.000
FCP ES TEMPERE	70.000
FCP SCORE SAINT JOSEPH	2.878
FCP SCORE SAINTE URSULE	3.098
FCP SCORE ORMESSON	5.388
FCP SCORE M O	3.964
FCP SCORE BON SECOURS	7.000
FCP SCORE AD BESANCON	5.344
FCPE ROUSSELOT MIXTE	1.216
FCP GROUPE BRIAND	1.382
FREESCALE DIVERSIFIE	27.360
FCPE EUROP ASSISTANCE DIVERSIFIE	6.080
CM ALLIANCE FCP	4.000
HSBC INVESTMENT FUNDS (UK) LIMITED	85.407
WEST MIDLANDS METROPOLITAN AUTHORITI	744.800
FCP GAILLON 130/30	26.154
TRIAE FOUNDATION INC	19.200
FIDELITY FUNDS SICAV	7.565.885
FCP SCORE PILLAUD	6.010
MACIF GESTION	796.268
BARMENIA LEBENSVERSICHERUNG AG	600.000
TEACHERS' RETIREMENT SYSTEM OF THE STATE OF ILLINOIS	1.064.238
ING DIRECT STREETWISE BALANCED INCOME FUND	14.437
ING DIRECT STREETWISE BALANCED FUND	43.031
ING DIRECT STREETWISE BALANCED GROWTH FUND	42.871
CORE STRATEGIES INVESTMENT FUND LLC	155.187
STATE STREET GLOBAL ADVISORS LUXEMBOURG SICAV	147.014
MARCH FUND	33.351
BBH BOS MTBJ RE: MANULIFE INTL BOND INDEX MOTH FND	1.048.314
VANGUARD FTSE ALL-WORLD EX US INDEX FUND	6.584.995
PICTET & CIE/NON RES EXEMPT GCT	829.833
BBH-FDLT EUR RE PLTS NATURAL RESOURC+UTL	10.931
SCHWAB FUNDAMENTAL INTER LARGE COMP IN F	789.835
PYRAMIS SELECT INTER EQ FUND LLC	222.366
SEI INS INV TRU INT FUND/INTECH	40.886
AVIVA INVESTORS BALANCED MANAGED FUND	20.488
CLEARWATER INTERNATIONAL FUND	84.176
CATERPILLAR INC INVEST TRUST	167.550
CATERPILLAR INC MASTER RETIRE TRUST	381.176
STATE UNIVERSITIES RETIREMENT SYSTEM	89.000
FIRE AND POLICE PENSION FUND SAN ANTONIO	195.700
UNILEVER UK PENSION FUND	242.779
NORTHERN TRUST ROBUSTA FUND	781.756
PERPETUAL SELECT INTERNAT SHARE FUND	37.937
PACIFIC SALMON COMMISSION LSV	73.600
DEKA FUNDMASTER INVEST MBH FID HAER RENT	543.805
HSBC INTERNATIONAL SELECT FUND	826.300
FAMILY INVESTMENTS CHILD TRUST FUND	160.887
SOJECCI II LTEE	48.500
EATON VANCE TAX-MANAGED GLOBAL BUY-WRITE OPPORTUNITIES FUND	375.898
THE METHODIST HOSPITAL	84.270
SCHWAB INTERNATIONAL CORE EQUITY FUND	122.774
CHEVRON MASTER PENSION TRUST	550.752
WELLS FARGO MASTER TRUST INTERNATIONAL VALUE PORTFOLIO	688.400
LSV NON-US EQUITY LLC	963.400
ARK LIFE ASSURANCE COMPANY LIMITED	907.698
INVESCO PERPETUAL GLOBAL EX UK CORE EQ. INDEX FUND	33.740
INVESCO PERPETUAL GLOBAL EX UK ENHANCED INDEX FD	134.080
SHELL AUSTRIA PENSIONSKASSE AG	187.705
GA FUND B	324.273
DALLAS POLICE AND FIRE PENSION SYSTEM	119.616
SCHRODER QEP GLOBAL CORE FUND	351.341
PENSION RESERVES INVESTMENT TRUST FUND	2.064.071
THE GABELLI UTILITY TRUST INC.	300.000
FLORIDA STATE BOARD OF ADMINISTRATION	261.038
APG-IS GLOBAL SUSTAINABILITY FUND	11.425
SALVATION ARMY A CALIFORNIA CORPORATION	71.800
NORTH YORKSHIRE PENSION FUND	752.756
FIDELITY OVERSEAS FUND	18.477
PYRAMIS SELECT GLOBAL EQUITY TRUST	494.013
RUSSELL GLOBAL EQUITY POOL	126.694
FIDELITY GLOBAL OPPORTUNITIES FUND	3.000
ARCHDIOCESE OF NEW YORK MASTER TRUST	107.800
AZL INTERNATIONAL INDEX FUND	344.692
BBH B J T S RE CMA MFS EX-JAPAN GROWTH MOTHER FUND	192.477
PYRAMIS GROUP TR FOR EMPLOYEES BENEF PLA	7.006.340

* ELENCO DELEGANTI *

VANGUARD DEVELOP MARKET INDEX FUND	7.009.185
BBH B FOR TMTBJ RE: MUTB400037270	468.506
ABU DHABI RETIREMENT PENSION FUND	311.830
STICHTING PENSIOENFONDS SDB	42.951
RET.PLAN FOR CHICAGO TRANSIT AUT.EMP	83.900
TRINITY COLLEGE	46.882
NON CONTRIBUTORY OF MINE SAFETY	168.520
KAUST INVESTMENTS SH LIMITED	35.408
HASLAM FAMILY INVESTMENT PARTNERSHIP	4.556
NATIONAL UNIVERSITY OF SINGAPORE	40.908
CENTRAL PROVIDENT FUND BOARD	68.597
COLORADO PUBLIC EMPLOYEES RETIREMENT	2.224.433
PFIZER IRELAND RINGASKIDDY PENSION PLAN	19.966
NOVA SCOTIA ASSOC OF HEALTH ORG PENS PL	220.203
CANADA POST CORPORATION PENSION PLAN	1.952.695
EASY ETF EURO STOXX 50	1.532.337
HSBC FUND SERVICES CLIENT	139.290
HSBC ETFS PUBLIC LIMITED COMPANY	175.163
DB ADVISORS (CH) DBI WORLD EQUITY FUND	17.694
FLOURISH INVESTMENT CORPORATION	6.113.093
BEST INVESTMENT CORPORATION	324.249
SCHWAB INTERNATIONAL EQUITY ETF	652.456
WELLS FARGOMASTER TRUST DIVERSIFIED STOCK PORTFOLIO	603.298
SISTERS OF ST FRANCIS HEALTH SERVICES MASTER PENSION TRUST	135.317
XEROX CORPORATION RETIREMENT & SAVINGS PLAN	102.900
STATE STREET GLOBAL ADVISORS, CAYMAN	10.569
BGI MSCI EAFE EQUITY INDEX NONLENDABLE FUND B	1.976.736
BGI MSCI EUROPE EQUITY INDEX FUND B	48.002
SPDR DJ EURO STOXX 50 ETF	5.953.968
MGI INTERNATIONAL EQUITY FUND	136.508
CENTRAL BANK OF TRINIDAD AND TOBAGO	1.657.189
HEXAVEST EAFE EQUITY FUND	174.318
QANTAS SUPERANNUATION PLAN	274.538
OPEC FUND FOR INTERNATIONAL DEVELOPMENT	388.059
WISDOMTREE DEFA EQUITY INCOME FUND	597.893
METROPOLITAN WATER RECLAMATION DISTRICT RETIREMENT FUND	20.142
RETIREMENT BENEFITS FUND BOARD	566.625
AVIVA LIFE & PENSIONS UK LIMITED	175.662
ALAMOSA LLC	7.934
ACADIAN INTERNATIONAL ALL-CAP FUND	230.431
ACADIAN INTERNATIONAL EQUITY FUND L.P.	249.480
ACHMEA UNIT LINKED BELEGGINGSFONDSEN	132.998
QUANTITATIVE GLOBAL VALUE PORTFOLIO BRANDYWINE INVESTMENTS TRUST	5.780
AT&T UNION WELFARE BENEFIT TRUST	579.320
ARIZONA PSPRS TRUST	338.562
THE CANADA LIFE ASSURANCE COMPANY	3.628
RENAISSANCE INTERNATIONAL DIVIDEND FUND	21.943
THE GREAT-WEST LIFE ASSURANCE COMPANY	57.476
FD INTERNATIONAL SHARE FUND 1	148.217
FIDEURAM GESTIONS S.A. FIDEURAM FUND EQUITY EUROPE	55.000
PIONEER INVESTMENT MANAGEMENT SGRPA / AZIONARIO CRESCITA	1.584.004
STICHTING DEPOSITARY APG DEVELOPED MARKETS EQUITY POOL	57.482.103
OFI MULTI SELECT	84.682
TARGET ASSET ALLOCATION FUNDS TARGET GROWTH ALLOCATION FUND	32.300
AVIVA INVESTORS INTERNATIONAL INDEX TRACKING FUND	135.934
FORTIS INVESTMENT MANAGEMENT	389.120
SICAV 5000	1.076.547
CAAM LABEL EQUILIBRE	192.059
VOCATION MARCHE ARIANESPACE CONSEIL DE SURVEILLANCE DU FCP	3.905
CAAM LABEL DYNAMIQUE	82.404
FCPE AMUNDI RESA ESG ACTIONS EURO	493.019
A.A.-IDEAM-ISR	64.435
FCP CRN SOGE ACTIONS	176.922
VIVACCIO ACTIONS	1.295.201
LBPAM ACTIONS INDICE	1.017.578
GRD 20	315.000
I.P.I.E.E.S.	13.066
ABP ACTIONS	2.278.547
FCP RSI EURO P	1.619.011
AREVA DIVERSIFIE OBLIGATAIRE	28.784
NATIXIS ES ACTIONS EURO	106.791
TRIPLEO 2	1.451.936
ALASKA PERMANENT FUND CORPORATION	4.386.371
DREYFUS INDEX FUNDS INC DREYFUS INTERNATIONAL STC	278.459
COUNTY EMPLOYEES ANNUITY AND BENEFIT FUND OF COOK COUNTY	173.868
ACHMEA PENSIOEN EN LEVENSVERZEKERINGEN N.V.	2.372.790
LOS ANGELES COUNTY EMPLOYEES RETIREMENT ASSOCIATI	1.496.559

* ELENCO DELEGANTI *

LUCENT TECHNOLOGIES INC. MASTERPENSION TRUST	252.962
LOUISIANA STATE EMPLOYEES' RETIREMENT SYSTEM	660.600
MCGILL UNIVERSITY PENSION FUND	16.435
MARCO CONSULTING GROUP TRUST 1	193.900
MERCY INVESTMENT SERVICES	88.506
PUBLIC EMPLOYEES RETIREMENT SYSTEM OF MISSISSIPI	499.065
MINISTRY OF FINANCE OF THE REPUBLIC OF KAZAKHST	486.470
TREASURER OF THE STATE OF NORTH CAROLINA EQUITY INVESTMENT FUND POOLED	2.820.727
ONTARIO POWER GENERATION INC. PENSION PLAN	549.080
PG&E POSTRET. MEDICAL PLAN TR.MGMT & NONBARGAINING	13.642
PUBLIC EMPLOYEE RETIREMENT SYSTEM OF IDAHO	301.237
ESB GENERAL EMPLOYEES SUPERANNUATION SCHEME	440.330
TD EMERALD INTERNATIONAL EQUITY INDEX FUND	1.590.246
SCHOOL EMPLOYEES RETIREMENT SYSTEM OF OHIO	316.200
UNITED TECHNOLOGIES CORP. MASTER RETIREMENT TR	87.336
CIBC POOLED INTERNATIONAL EQUITY INDEX FUND S2G	29.929
ETOILE GESTION	1.132.209
SUN SUPER SUPERANNUATION FUND	646.618
NORTHROP GRUMMAN CORPORATION VEBA MASTER TRUST I	1.219.818
UAW RETIREE MEDICAL BENEFITS TRUST	35.264
GOLDMAN SACHS FUNDS II	3.528.134
BLACKROCK CDN MSCI EAFE INDEX PLUS FUND	19.005
GMO REAL RET ASS ALL FUND LP	326.173
REGIME DE RETRAITE DE L'UNIVER DU QUEBEC	987.595
SAN FRANCISCO CITY E COUN.RET.SYSTEM	167.033
FCP SCORE AUMEX	1.155.453
FCP UNI 1	3.000
VALOR ACTIONS	93.000
FCP CM ACTIONS EURO	100.000
FCP ES DYNAMIQUE	778.394
FCPE CONVERGENCE DIVERSIFIE	308.560
VOLUNTARY EMPLOYEES BENEFICIARY ASSOCIAT	159.812
1999 VOLUNTARY EMPLOYEES' BENEFICIARY	24.960
THE HENRY SMITH CHARITY	19.623
MUNICIPAL EMP ANNUITY E BEN FD CHICA	265.938
LEGALE GENERAL EUROPEAN INDEX TRUST	117.517
RBS LEGAL E GENERAL INTL INDEX TRUST	3.431.370
DWS DIVERSIFIED INTERNATIONAL EQUITY VIP	109.778
DWS DIVERSIFIED INTERNATIONALEQUITY FUND	71.348
BBH/LIFEYRISJODUR VERZLUNARMANNA-PENSIO	61.324
ISHARES PUBLIC LIMITED COMPANY	73.114
PUTNAM TOTAL RETURN TRUST	1.354.182
PUTNAM RETIREMENT ADVANTAGE GAA GROWTH PORTFOLIO	101.771
PUTNAM RETIREMENT ADVANTAGE GAA BALANCE PORTFOLIO	27.562
PUTNAM RETIREMENT ADVANTAGE GAA CONSERVATIVE PORTFOLIO	16.690
PUTNAM RETIREMENT ADVANTAGE GAA INCOME STRATEGIES PORTFOLIO	3.157
PUTNAM RETIREMENT ADVANTAGE GAA EQUITY PORTFOLIO	5.509
MUNDER INTERNATIONAL FUND-CORE EQUITY FUND	6.692
USAA MUTUAL FUNDS TRUST - USAA GLOBAL OPPORTUNITIES FUND	24.491
JOHN HANCOCK LIFE AND HEALTH INSURANCE COMPANY	25.702
CADET HOLDINGS LIMITED	319.507
ALLIANZ SUISSE - STRATEGY FUND	190.834
CHEVRON CANADA LIMITED MASTER TRUST	37.785
ELK VALLEY COAL MULTI UNIT MASTER TRUST	6.099
AXA ASSICURAZIONI SA	100.700
TRUST E CUSTODY SERVICES BANK LTD	59.459
OPTIMIX WHOLESALE GLOBAL SHARE TRUST	2.231.275
WISDOMTREE DEFA FUND	206.033
WISDOMTREE GLOBAL EQUITY INCOME FUND	785.937
SEVENTH SWEDISH NATIONAL PENSION FUND- AP7 EQUITY FUND	175.176
KNIGHTS OF COLUMBUS MASTER TRUST	4.555.266
ALLIANZGFONDS DSPT	76.978
SCHRODER DIVERSIFIED GROWTH FUND	937.499
SANTA BARBARA COUNTY EMPLOYEES RETIREMENT SYSTEM	93.292
UNIVERSITY OF GUELPH FOREIGN PROPERTY TRUST	52.229
UNIVERSITY OF GUELPH	216.313
ISHARES III PUBLIC LIMITED COMPANY	50.700
ISHARES II PUBLIC LIMITED COMPANY	588.993
ISHARES V PUBLIC LIMITED COMPANY	30.478.355
ISHARES MSCI ACWI EX US UTILITIES SECTOR INDEX FUND	99.549
DEUTSCHE DBI GLOBAL SHARES FUND	72.396
SSGA MSCI EUROPE SCREENED INDEX NON-LENDING COMMON TRUST FUND	115.296
LOCKHEED MARTIN SUPPLEMENTAL EXCESS RETIREMENT TRUST	163.170
AQR INTERNATIONAL EQUITY FUND II, L.P.	8.766
RIDGEWORTH INTERNATIONAL EQUITY INDEX FUND	74.195
EATON VANCE STRUCTURED INTERNATIONAL EQUITY FUND	520.443
	14.019

* ELENCO DELEGANTI *

TRANSAMERICA ALLIANCEBERNSTEIN DYNAMIC ALLOCATION VP	23.905
WSIB INVESTMENTS (PUBLIC EQUITIES) POOLED FUND TRUST	2.462.240
PANAGORA DYNAMIC GLOBAL EQUITY FUND	517.935
HONGKONG ELECTRIC DEFINED CONTRIBUTION SCHEME	20.935
STICHTING ASR BEWAARDER	127.775
ING EURO STOXX 50 INDEX PORTFOLIO	2.110.058
AQR GLOBAL ENHANCED EQUITY FUND	216.220
CBIS GLOBAL FUNDS PLC	70.000
STANISLAUS COUNTY EMPLOYEES RETIREMENT ASSOCIATION	131.800
BMO INTERNATIONAL EQUITY HEDGED TO CAD INDEX ETF	107.077
MCKINLEY CAPITAL MANAGEMENT FUND PLC	17.152
F+C FUND	359.178
ING DIRECT	232.455
LOCKHEED MARTIN CORPORATION SALARIED SAV	10.326
LOCKHEED MARTIN CORPORATION BENEFIT TRUS	21.656
INTERNATIONAL EQUITY PARTNERS	65.305
LSAAV, LLC	31.700
ORIZABA, LP	67.976
MARY K MC QUISTON MCCA	15.100
NT GLOBAL INVESTMENT COLL FUNDS	11.124.305
GUIDE STONE FUNDS - INTERNATIONAL EQUITY	436.063
STICHTING PENSIOENFONDS VAN DE METALEKTR	2.927.199
KOMMUNAL LANDSPENSJONSKASSE GJENSIDIG FO	479.200
FCP CAMGESTION REUNICA	64.735
FCP DIVERS D&O CAMGEST	85.002
FCP CAMGEST VALEURS EURO	412.704
FUNDQUEST EUROPE MULTIM.	6.000
FCP BNP PARIBAS INDICE EURO	412.104
AXA LUXEMBOURG FUND	120.000
AVIVA INVESTORS	1.234.209
JPMORGAN INVESTMENT FUNDS	3.116.216
SCHRODER INTERNATIONAL SELECTION FUND	3.104.905
JPMORGAN FUNDS	6.911.213
BLACKROCK INSTITUTIONAL POOLED FUND PLC	106.139
VANGUARD INVESTMENT SERIES, PLC	7.316.131
SANLAM UNIVERSAL FUNDS PUBLIC LIMITED CO	335.471
KUWAIT FUND FOR ARAB ECONOMIC DEVELOPMEN	73.122
T. ROWE PRICE RETIREMENT DATE TRUST	30.651
RETIREMENT PLAN FOR EMPLOYEES OF AETNA I	157.139
RETIREMENT INCOME PLAN OF SAUDI ARABIAN	91.645
WEST SUBURBAN RETIREMENT INCOME PLAN	6.234
PUBLIC EMPLOYEES RETIREMENT ASSOCIATION	1.091.150
T. ROWE PRICE REAL ASSETS FUND INC	570.844
ROCKEFELLER & CO., INC	425.335
LABOR PENSION FUND SUPERVISORY COMMITTEE	626.991
BANKING & PAYMENTS AUTHORITY OF TIMOR-LE	351.251
VANGUARD CARBON AWARE INTERNATIONAL SHAR	68.052
BLACKROCK INDEXED ALL-COUNTRY EQUITY FUN	48.915
BT INSTITUTIONAL CORE GLOBAL SHARE SECTO	260.591
BT INSTITUTIONAL INTERNATIONAL SHARE INT	552.519
BT WHOLESALE CORE HEDGED GLOBAL SHARE FU	49.981
EQ ADVISORS TRUST - EQ/GLOBAL MULTI-SECT	369.190
THE BOEING COMPANY EMPLOYEE RETIREMENT P	719.139
EQ ADVISORS TRUST - EQ/INTERNATIONAL COR	274.801
EQ ADVISORS TRUST ALLIANCEBERNSTEIN INTL	1.959.902
AXA PREMIER VIP TRUST - MULTIMANGER INTE	126.834
NVIT INTERNATIONAL INDEX FUND	891.473
EQ ADVISORS TRUST- EQ/TEMPLETON GLOBAL E	56.873
BLACKROCK SELECTION FUND	755.237
BLACKROCK INDEX SELECTION FUND	5.528.640
GOLDMAN SACHS TRUST - GOLDMAN SACHS INTE	139.829
SCHRODER QEP GLOBAL ACTIVE VALUE FUND	4.048.267
AXA INSURANCE LIMITED	444.000
STICHTING ALGEMEEN PENSIOENFONDS PROVISU	50.483
STICHTING PENSIOENFONDS VOOR HUISARTSEN	1.053.708
ABBOTT LABORATORIES PENSION FUND (1966)	601.316
VANGUARD TOTAL INTERNATIONAL STOCK INDEX	31.998.707
AQR GLOBAL EQUITY FUND	359.271
STATE OF NEW MEXICO STATE INVESTMENT COU	846.495
FONDO GESTIELLE OBIETTIVO ITALIA DI ALETTI GESTIELLE S.G.R.	700.000
EVOLUTIS	594.891
QUERCUS	191.892
CAAM SELECT EURO	1.136.752
ATOUT MODERATIONS	573.294
FCP ALTIBEST	61.338
UFF TEMPO PEA	194.817
CROISSANCE DIVERSIFIE	6.815

* ELENCO DELEGANTI *

FCP NATIXIS IONIS	52.010
FCP CNP GGR	29.667
AREGE 2IC	102.368
AMUNDI FUNDS INDEX EUROPE ACCOUNT	469.766
STRUCTURA-ASYMMETRY EUROPE EQUITIES	61.367
AMUNDI FUNDS SELECT EURO	1.348.242
STRUCTURA - SMART EURO EQUITIES	365.663
ALLIANZ GLOBAL INVESTOR ITALIA SGR SPA ALLIANZ AZIONI ITALIA	1.600.000
AXA INVESTMENT MANAGERS PARIS	199.452
NATIXIS AM	304.800
MULTILATERAL INVESTMENT GUARANTEE AGENCY	48.926
ING FUNDS SERVICES, LLC	144.191
ING INTERNATIONAL VALUE FUND	1.004.110
ING INTERNATIONAL VALUE PORTFOLIO	319.010
PRINCIPAL VARIABLE CONTRACTS FUNDS ING INTERNATIONAL EMERGING MARKETS ACCOUNT	188.898
PRINCIPAL FUNDS INC- INTERNATIONAL GROWTH FUND	73.643
THE PRUDENTIAL SERIES FUND GLOBAL PORTFOLIO	323.000
CONSTRUCTION AND BUILDING UNIONS SUPERANNUATION FUND	194.306
AK STEEL CORPORATION MASTER PENSION TRUST	279.533
WISDOMTREE INTERNATIONAL LARGE CAP DIVIDEND	458.721
WISDOMTREE INTERNATIONAL DIVIDEND EX-FINANCIALS FUND	2.325.481
NON-US EQUITY MANAGERS PORTFOLIO 1 SERIES	245.364
THE GREAT EASTERN LIFE ASSURANCE COMPANY LIMITED	30.059
NONUS EQUITY MANAGERS PORTFOLIO 3 OFFSHORE MASTER L.P.	7.939
ING WISDOMTREE GLOBAL HIGH YIELDING EQUITY INDEX PORTFOLIO	285.460
ING INVESTMENT TRUST COMPANY	88.006
WALTER E. DISNEY FAMILY TRUST UNDER WILL	21.739
NEWTON D. AND ROCHELLE F. BECHER FOUNDATION	13.380
WELLS FARGO AND COMPANY CASH BALANCE PLAN	91.491
PRINCIPAL FUNDS INC- INTERNATIONAL EQUITY INDEX FUND	388.279
STATE PUBLIC SECTOR SUPERANNUATION SCHEME	1.161.135
BBH (LUX) - FIDELITY ACTIVE STRAT ASIA PACIFIC FND	124.381
BBH & C BOS FOR PYRAM GR TRUST FOR EMPL EMERG MM COM	253.103
PYRAMIS GLOBAL EX US INDEX FUND LP	253.052
PYRAMIS GROUP TR FOR EMPLOYEES BENEF PLAN	179.067
ADVOCATE HEALTH CARE NETWORK	529.700
MARSH E MCLENNAN RETIREMENT TRUST	435.368
R.R. DONNELLEY E SONS RET BENEF PLAN	565.949
VAN ANDEL INSTITUTE	37.147
AMERICAN BAR ASSOCIATION	71.600
SENTINEL INTERNATIONAL TRUST	7.348
BLUE SKY GROUP	2.155.191
UBS FUND MANAGEMENT (SWITZERLAND) AG	3.292.638
UBS (LUX) STRATEGY XTRA SICAV	59.767
UBS (LUX) KEY SELECTION SICAV 2	655.908
UBS (LUX) EQUITY SICAV	5.969
SYNTRUS ACHMEA MULTI MANAGER POOL EUROPE	454.577
T. ROWE PRICE FUNDS SICAV	6.488
SUPERANNUATION FUNDS MANAGEMENT CORPORATION OF SOUTH AUSTRALIA	176.484
SAMPENSION INVEST AFDELING GLOBAL AKTIEN	532.553
BRUNEI SHELL PROVIDENT FUND BRUNEI SHELL PETROLEUM CO. SDN.	47.945
BP MASTER TRUST FOR EMPLOYEE PENSION PLA	453.166
FIDELITY INSTITUTIONAL SELECT GLOBAL EQU	656.997
STATE OF WYOMING, WYOMING STATE TREASURE	331.902
YOUNG MENS CHRISTIAN ASSOC. RETIR FD	210.300
BOILERMAKER BLACKSMITH NATIONAL PENSION	1.140.721
MUNICIPAL POLICE EMPLOYEES RETIREMENT SY	218.300
JNL/MELLON CAPITAL MANAGEMENT EUROPEAN 3	288.306
THE MASTER TRUST BANK OF JAPAN, LTD. AS TRUSTEE FOR MTBJ400045798	1.053.072
ROYAL BANK OF CANADA TRUST COMPANY ASIA LIMITED AS TRUSTEE OF THE JF SAR EUROPEAN FUND	1.426.591
RESURRECTION HEALTH CARE PENSION PLAN	18.440
RESURRECTION HEALTH CARE	47.294
MANULIFE INTERNATIONAL EQUITY INDEX FUND	96.741
TECK COMINICO METALS LTD. PENSION PLAN F	111.800
ROYAL BOROUGH OF KINGSTON UPON THAMES PE	164.230
CARDIF ASSURANCE RISQUES DIVERS	55.000
EQ ADVISORS TRUST: EQ/PUTNAM INTERNA	790.648
THE MASTER TRUST BANK OF JAPAN, LTD. AS TRUSTEE FOR MTBC400045782	1.579.885
THE MASTER TRUST BANK OF JAPAN, LTD. AS TRUSTEE FOR MUTB400045792	6.026.354
MASTER INTERNATIONAL INDEX SERIES OF QUA	470.278
MASTER TRUST FOR NATIONAL PENSION FD	118.309
EAGLE INTERNATIONAL EQUITY FUND	4.722
STICHTING DELA DEPOSITARY AND MANAGEMENT	483.664
STICHTING MN SERVICES AANDELENFONDS EUROPA	280.218
STICHTING MN SERVICES EUROPE EX UK EQUITY FUND	5.062
NATIONAL COUNCIL FOR SOCIAL SECURITY FUND	383.563

* ELENCO DELEGANTI *

STANDARD LIFE INVESTMENT LIMITED	109.168
LAZARD ASSET MANAGEMENT LTD.	1.253.020
LEGAL AND GENERAL ASSURANCE PENSIONS MANAGEMENT LIMITED	46.308.650
AQR GLOBAL STOCK SELECTION MASTER ACCOUNT LP	1.230.921
AQR GLOBAL STOCK SELECTION HV MASTER ACCOUNT LTD	619.810
AQR ABSOLUTE RETURN MASTER ACCOUNT LP	1.384.937
MISSOURI LOCAL GOVERNMENT EMPLOYEES RETIREMENT SYSTEM	475.944
STATE FARM VARIABLE PRODUCT TRUST, INTERNATIONAL EQ INDEX F	160.263
FIDELITY RUTLAND SQUARE TRUST II: STRATEGIC ADVISERS INTL F	519.400
PUTNAM VARIABLE TRUST - PUTNAM VT GLOBAL ASSET ALLOCATION F	16.244
THE STATE OF NEVADA	23.200
THE ALLIANCEBERNSTEIN POOLING PTF- ALLIANCEB VOL MNGM PTF	160.544
THE MASTER TRUST BK OF JP LTD: HITACHI FOREIGN EQ INDEX MF	152.032
GENERAL MOTORS HOURLY-RATE EMPLOYEES PENSION TRUST	445.842
RUSSELL TRUST CO COMMINGLED EMPLOYEE BENEFIT FUNDS TRUST	3.445.169
UNITED TECHNOLOGIES CORPORATION EMPLOYEE SAVINGS PLAN	440.559
THE MASTER TRUST BK OF JP LTD: RUSSELL GLB ENVIR TECH F	107.816
CALVERT VP EAFE INTERNATIONAL INDEX PORTFOLIO	83.277
INS CORP BRITISH COLOMBIA PP MGMT AND CONFIDENTIAL EMPLOYEES	44.500
SEASONS SERIES TRUST ASSET ALLOCATION:DIVERSIFIED GROWTH PTF	24.302
LEGG MASON FUNDS ICVC - LEGG MASON CONTINENTAL EUROPEAN EQ F	20.845
RETIREMENT AND SECY PROGRAM FOR EMPL/NTCA AND MEMBERS SYS	134.567
GOV OF HM THE SULTAN AND YANG DIPERTUAN OF BRUNEI DARUSSALAM	414.644
HONG KONG SPECIAL ADMINISTRATIVE REGION GOVERNMENTEXCHANGE F	341.606
SSGA MSCI ACWI EX-USA INDEX NON-LENDING DAILY TRUST	135.791
PINEBRIDGE GLOBAL FUNDS	103.891
VANGUARD INV F ICVC- FTSE DEV WOR LD EX - U.K. EQ INDEX F	278.723
VANGUARD INV F ICVC-VANGUARD FTSE DEV EUROPE EX-UK EQ INDEX F	538.245
THE WELLINGTON TR COM NATIONAL ASS MULT COLLECT INV F TRUST	1.231.771
THE WELLINGTON TR CO NAT ASS MULT COLLECTIVE INV F TRUST II	86.286
MANULIFE ASSET MANAGEMENT INTERNATIONAL EQUITY INDEX POOLED F	81.977
SS BK AND TRUST COMPANY INV FUNDS FOR TAXEXEMPT RETIREMENT PL	27.587.062
DOW JONES SUSTAINABILITY WORLD INDEX NONLENDING COMMON TR F	42.751
SSGA ALL COUNTRY W EX-US INTEGR ALPHA SEL NONLEND COMM TR F	228.182
MSCI EAFE PROV SCREENED INDEX NON - LENDING COMMON TR FUND	117.201
UNIVERSAL SHIPOWNERS MARINE INS ASS LTD EQUITY CLASS 3	47.522
BLACKROCK CDN MSCI EAFE EQUITY INDEX FUND	56.909
RUSSELL DEVELOPED EX-U.S. LARGE CAP INDEX FUND B	69.070
INTERNATIONAL PAPER CO COMMINGLED INVESTMENT GROUP TRUST	1.099.474
DEPARTMENT OF STATE LANDS	170.787
TIAA-CREF INTERNATIONAL EQUITY INDEX FUND	2.494.459
SCOTTISH WIDOWS OVERSEAS GROWTH INV F ICVC - EURO GROWTH F	1.018.591
BLACKROCK AM DE FOR ISHARES EURO STOXX 50 (DE)	14.866.468
BLACKROCK AM DE FOR ISHARES EURO STOXX (DE)	1.476.008
BLACKROCK AM DE FOR ISHARES STOXX EUROPE LARGE 200 (DE)	22.198
BLACKROCK AM DE FOR ISHARES STOXX EUROPE 600 (DE)	2.221.419
LYNX MULTI STRATEGY EUROPE FUND SSARIS ADVISORS LLC	5.587
STICHTING BEWAARDER INTERPOLIS PENSIOENEN BELEGGINGSPOLS	368.249
PETTELAAR EFFECTENBEWAARBEDRIJF.N.V.	60.000
SRLEV NV INZ. AAND. POOL INT. MNDT SNS ASSET MNG	130.000
BPL	3.692.407
PETTELAAR EFFECTENBEW INZ SNSRESP IND FND	952.242
STICHTING PFDS VOOR DE TANDTECHNIEK	96.524
STICHTING BEWAARNEMING APGIS2	31.123
BELEGGINGSPOL ACHMEA	317.476
INTERPOLIS PENSIOENEN EUROPA POOL	421.344
STICHTING RABOBANK PENSIOENFONDS	2.330.141
BLACKROCK S AND P QUALITY RANKINGS GLOBAL EQUITY MANAGED TRUST	55.400
BNY MELLON GLOBAL FUNDS PLC	71.218
UNIPENSION INVEST FMBA EUROPAEISKE AKTIER	601.981
DIEBOLD INCORPORATED MASTER PENSION TRUST	88.700
THE DUN AND BRADSTREET CORP DEFINED BENEFIT GROUP TRUST	87.712
EVANGELICAL LUTHERAN CHURCH IN AMERICA BOARD OF PEN	150.021
FIDELITY INTERNATIONAL VALUE FUND	17.455
FIDELITY INTERNATIONAL EQUITY INVESTMENT TRUST	274.017
FIDELITY GLOBAL EQUITY INVESTMENT TRUST	18.602
FIDELITY CONCORD STREET TRUST: SPARTAN INTERNATIONAL INDEX FD	5.831.139
FIRE AND POLICE PENSION ASSOCIATION OF COLOR	235.613
SHELL TRUST (BERMUDA) LTD AS TRUSTEE OF THE SHELL OVERSEAS C.P. FUND	545.801
SHELL TRUST (BERMUDA) LIMITED AS TRUSTEE	107.987
CERVURITE INTERNATIONAL LLC.	63.923
EMPLOYEE RETIREMENT INCOME PLANTRUST OF 3M COM	838.071
NSP MONTICELLO MINNESOTA RETAIL QUALIFIED TRUST	32.732
NSP MINNESOTA PRAIRIE I RETAIL QUALIFIED TRUST	26.314
NSP MINNESOTA RETAIL PRAIRIE II QUALIFIED TRUST	28.239
RETIREMENT BENEFITS INVESTMENT FUND	19.715
PENSION FUND SOCIETY OF THE BANK OF MONTREAL	311.797

* ELENCO DELEGANTI *

PACIFIC GAS AND ELECTRIC QUALIFIED CPUC DECOMMISSIONING TRUST	226.584
RUSSELL INSTITUTIONAL FUNDS LLC RUSSELL INTERNATIONAL EQUITY FD	444.300
SOUTHERN CALIFORNIA EDISON CO NUCLEAR FACILITIES Q	335.180
TENNESSEE VALLEY AUTHORITY RETIREMENT SYSTEM	287.400
FOREST FOUNDATION	989
STEWARDSHIP FOUNDATION	3.926
THE UNIVERSITY OF MANITOBA PENSION PLAN (1970)	59.800
BUCKINGHAMSHIRE COUNTY COUNCIL PENSION FUND	70.639
LONDON BOROUGH OF CROYDON PENSION FUND	107.330
ING INFRASTRUCTURE INDUSTRIALS AND MATERIALS FUND	1.384.960
BANK OF AMERICA OMNIBUS	47.521
SICAV AMUNDI ACTIONS EURO ISR	1.172.297
BNP PARIBAS INVESTMENT PARTNERS SGR S.P.A. GESTORE DEL FONDO BNL AZDNI ITALIA	500.000
ING (L) LIQUID	9.172.679
HUBBELL INC MASTER PENS TRUST	193.771
WILSHIRE VIT INTERNATIONAL EQUITY FUND	5.237
CABLE & WIRELESS WORLDWIDE RETIREMENT PL	370.075
VALUEQUEST PARTNERS LLC	76.500
PZENA INTERNATIONAL VALUE SERVICE	8.052
NT INVESTMENT FUNDS PUBLIC LTD CO	318.691
CABLE E WIRELESS SUPERANNUATION FUND	314.075
ISHARES I INVESTGSC MIT TGV FOR ISHS STOXX EUR 600 UTILITIES	2.344.050
ARCHITAS MULTI-MANAGER GLOBAL FUNDS UNIT TRUST	112.485
BLACKROCK INST TRUST CO NA INV FUNDSFOR EMPLOYEE BENEFIT TR	9.664.312
JANUS CAPITAL MANAGEMENT LLC	2.143
MICROSOFT CORPORATION SAVINGS PLUS 401(K) PLAN	445.965
IM RUSSELL ICVC- INTERNATIONAL GROWTH ASSETS FUND	124.092
FAMILY INVESTMENTS GLOBAL ICVC FAMILY BALANCED INT FUND	243.991
PUTNAM RETIREMENT INCOME FUND LIFESTYLE 2	1.009
SSGA WORLD SRI INDEX EQUITY FUND	147.243
SSGA EUROPE ENHANCED EQUITY FUND	807.185
SSGA SPDR ETFS EUROPE I PUBLIC LIMITED COMPANY	630.451
SBL FUND SERIES D	55.071
WM POOL EQUITIES TRUST NO 20	1.579.425
BNY MELLON EMPLOYEE BENEFIT COLLECTIVE INVESTMENT FUND PLAN	5.906.629
MASSEY FERGUSON WORKS PENSION SCHEME	20.855
QIC INTERNATIONAL EQUITIES FUND	54.569
QUEENSLAND INVESTMENT TRUST NO 2	222.616
COUNTRYWIDE ASSURED PLC	126.205
OP-FONDS AEV HAEK	340.000
PICTET AND COMPANY GENEVA	22.907
AVIVA LIFE AND PENSIONS UK LIMITED	92.777
EQ ADVISORS TRUST-AXA TACTICAL MANAGER I	247.126
AFS INTERNATIONAL SHARE FUND 1	207.531
AUSCOAL SUPERANNUATION FUND	101.500
QUEENSLAND LOCAL GOVERNMENT SUPERANNUATI	445.133
FRIENDS LIFE COMPANY LIMITED	4.894.000
AMERICAN CENTURY QUANTITATIVE EQUITY FUNDS, INC. INT CORE EQ	23.400
HEXAVEST WORLD EQUITY FUND	6.714
HEXAVEST ACWI EQUITY FUND	7.204
GOVERNMENT PENSION FUND	34.198
PUTNAM DYNAMIC RISK ALLOCATION FUND	35.815
ACWI EX-US INDEX MASTER PORTFOLIO OF MASTER INVESTMENT PTF	229.309
SSGA EMU ALPHA EQUITY FUND I	1.246.548
SSGA DOW JONES SUSTAINABILITY WORLD EXAUSTRALIA INDEX TRUST	22.292
NOVARTIS CORPORATION PENSION MASTER TRUST	74.330
THE UNIVERSAL INST F INC- GLOBAL TACT ASSET ALL PTF	32.073
SISTERS OF MERCY OF NORTH CAROLINA FOUNDATION INC	4.411
DB-RP PORTFOLIO LTD.	234.666
PARAMETRIC STRUCTURED ABSOLUTE RETURN PORTFOLIO	5.639
MD INTERNATIONAL VALUE FUND	63.000
AGIC INTERNATIONAL + PREMIUM STRATEGY FUND	271.908
PUTNAM WORLD TRUST	49.187
WELLS FARGO ADVANTAGE GLOBAL DIVIDEND OPPORTUNITY FUND	3.300.000
WELLS FARGO ADVANTAGE UTILITIES AND HIGH INCOME FUND	350.000
MDPIM INTERNATIONAL EQUITY POOL	357.600
MD EQUITY FUND	128.700
BNY MELLON TR+DEP ATF ST. JAMES'S PLACE GLOBAL EQ UNIT TR	488.162
FEDEX CORPORATION EMPLOYEES PENSION TRUST	169.982
F+C INSTITUTIONAL INVESTMENT FUNDS ICVG INST EUROPEAN FUND	4.477.027
XEROX PENSIONS LIMITED ATF XEROX FINAL SALARY PENSION SCHEME	21.827
FCP VH CAAM ACTIONS	225.000
ARAB FUND FOR ECONOMIC AND SOCIAL DEVELO	10.624
MARKS AND SPENCER WORLDWIDE MANAGED	406.574
PSIGMA GLOBAL EQUITY F	115.400
WSSP INTERNATIONAL EQUITIES TRUST	49.372
BRITISH ASSETS TRUST PLC	448.805

* ELENCO DELEGANTI *

CONTINENTAL AIRLINES PENSION MASTER T	419.122
PUBLIX SUPER MARKETS	61.400
MT AGREEMENT BETWEEN PFINZER&NT COMPANY	1.166.127
FIRST TRUST EUROPE ALPHADDEX FUND	60.091
FIRST TRUST DEVELOPED MARKETS EX-US ALPH	32.766
GMO DEVELOPED WORLD EQUITY INVESTMENT FU	3.088.602
INTERNATIONAL EQUITY COMMON TRUST FUND	419.112
AAA NORTHERN CALIFORNIA NEVADA & UTAH INSURANCE EXCHANGE	203.075
PENSION FUND OF THE CHRISTIAN CHURCH	63.300
INDIANA PUBLIC EMPLOYEES RETIREMENT FUND	82.145
MBC INVESTMENTS CORPORATION	8.555
DERBYSHIRE COUNTY COUNCIL SUPERANNUATION FUND	529.741
AGF GLOBAL VALUE FUND	1.370.549
BAYERNINVEST KAPITALANLAGEGESELLSCHAFT M	256.637
MAXIM INTERNATIONAL INDEX PORTFOLIO OF MAXIM SERIES FUND,INC	223.101
BBVA BONO 2007 C FI	1.487.026
THE GREAT EASTERN LIFE ASSURANCE COMPANY LIMITED	24.290
DBX MSCI EAFE CURRENCY -HEDGED EQUITY FUND	16.241
PENN SERIES DEVELOPED INTERNATIONAL INDEX FUND	53.172
ADVANCED SERIES TRUST AST INTERNATIONAL VALUE PORTFOLIO	2.098.400
ADVANCED SERIES TRUST - AST ADVANCED STRATEGIES PORTFOLIO	950.900
ADVANCED SERIES TRUST-AST FI PYRAMIS ASSET ALLOCATION PORTFOLIO	325.485
PRUDENTIAL SERIES FUND SPINTERNATIONAL VALUE PORTFOLIO	132.800
THE TARGET PORTFOLIO TRUST INTERNATIONAL EQUITY PORTFOLIOTFOLIO	361.000
PRUDENTIAL WORLD FUND INC - PRUDENTIAL INTERNATIONAL VALUE FUND	124.700
ADVANCED SER TR AST SCHRODERS MULTI-AS.WORLD STRATEGIC PORTFOLIO	524.342
LEGG MASON GLOBAL FUNDS PLCLM BATTERYMARCH EUROPEAN EQUITY FD	129.143
PRINCIPAL FUNDS INC GLOBAL MULTI STRATEGY FUND	129.687
MARITIME SUPER	185.600
TARGET ASSET ALLOCATION FUNDS TARG ET MODERATE ALLOCATION FUND	35.400
FONDACO ROMA EURO BALANCED CORE	63.753
AMUNDI FUNDS EQUITY EUROLAND VALUE	520.000
THE MEDICAL CENTRE INSURANCE COMPANY LTD.	41.608
ACHMEA REINSURANCE IRELAND LIMITED	19.475
CITY OF LONDON PENSION FUND	236.200
STICHTING PENSOENFONDS CARIBISCH	30.049
MEDI ACTIONS	1.000.000
GRD 2	30.302
SICAV AMUNDI SELECT EUROPE	640.000
ATOUT VERT HORIZON	78.378
FCPE DYNAMIQUE JAS HENNESSY & CO	745
FCP AMUNDI INDEX JAPON	9.946
FCPE TECHNI DYNAMIQUE	10.208
FCP LCL TRIPLEHORIZON AV(FEV 2011)	16.769
PICTET HIGH DIVIDEND SELECTION	4.369.244
PGSF GLOBAL UTILITIES EQUITIES CURRENCY HEDGE FUND	1.222.871
PGSF GLOBAL INCOME STOCK FUND	1.086.851
PGSF GLOBAL HIGH YIELD UTILITIES EQUITIES FUND	548.262
PGSF GLOBAL UTILITIES EQUITIES FUND	56.418.142
GMO INT INTRINSIC VALUE EXTEND MARKETS F	1.117.661
FCP SCORE SIGMA	4.500
FCP SCORE SAXE	5.000
1612 FCP KOLBENSCHMIDT PIERBURG	1.440
FREESCALE DYNAMIQUE	7.000
FCP BAUD CIC	6.700
CM EUROPE ACTIONS	72.909
1327 FCP BQUE SCALBERT DUPONT	24.400
FCP SCORE MARIE JOSEPH	10.000
RAIFFEISEN INDEX FONDS	44.536
ADEPT INVESTMENT MANAGEMENT PLC	66.802
LABOR PENSION FUND SUPERVISORY COMM TTEE-LABOR PENSION FUND 13.F.	254.629
LABOR PENSION FUND SUPERVISORY COMMITTEE-LABOR PENSION FUND 13.F. NO 172	241.494
BANCO CENTRAL DE TIMOR EST	542.716
ONEPATH GLOBAL SHARES - LARGE CAP (UNHEDGED) INDEX POOL	171.693
STATE SUPER FINANCIAL SERVICES AUSTRALIA	98.545
REYNOLDS AMERICAN DEFINED BENEFIT MASTER	574.200
T ROWE PRICE INTERNATIONAL EQUITY INDEX	216.570
SBC MASTER PENSION TRUST SBC MASTER PENSION TRUST 208	947.032
STATE STREET GLOBAL ADVISORS GROSS ROLL UP UNIT TRUST	255.879
THE MASTER TRUST BANK OF JAPAN, LTD AS TRUSTEE FOR MUTB400045796	5.934.319
JOHN LEWIS PARTNERSHIP PENSIONS TRUST AS	237.321
VANGUARD FID COMPANY EUROPEAN STOCK INDE	345.308
CHILDREN'S HELATHCARE ATLANTIA INC	235.635
RBC DISB RE CMI EURO TRCKR CMI ASSET MANAGEMENT(LUX)SA	61.289
HSBC BANK PLC SA NEW CAPI	220.213
SDV METZLER INVESTMENT F26	343.653
NIKKO AM INVESTMENT TRUST (LUXEMBOURG) - NIKKO AM INTECH KOKUSAI FUND	7.333

* ELENCO DELEGANTI *

NIKKO AM WORLD FDS-AM INTECH GLOBAL CORE FUND	98.612
HALIFAX REGIONAL MUNICIPAL MASTER TRUST	29.971
PUBLIC SCHOOL TEACHERS PNS E RET.FND CHICAGO	168.146
GOODYEAR TIRE RUBBER INVEST PLAN FD	253.256
NAV CANADA PENSION PLAN	114.669
PZENA VALUE GROUP TRUST	870.170
INT.MONETARY FUND STAFF RET.PLAN	26.409
STATES OF JERSEY COMMON INVESTMENT FUND	79.352
FLORIDA PREPAID COLLEGE BOARD	272.619
JTW TRUST NO. 3 UAD 9/19/02	25.003
JTW TRUST NO. 1 UAD 9/19/02	15.867
JTW TRUST NO. 4 UAD 9/19/02	39.595
JTW TRUST NO. 2 UAD 9/19/02	16.567
HRW TESTAMENTARY TRUST NO 3	15.566
HRW TESTAMENTARY TRUST NO 1	51.069
HRW TESTAMENTARY TRUST NO. 10	45.753
HRW TESTAMENTARY TRUST NO. 11	10.835
HRW TESTAMENTARY TRUST NO 6	53.960
HRW TESTAMENTARY TRUST NO 4	12.164
HRW TESTAMENTARY TRUST NO. 9	35.595
HRW TESTAMENTARY TRUST NO. 8	19.372
HRW TESTAMENTARY TRUST NO 2	7.637
HRW TESTAMENTARY TRUST NO. 7	19.372
HRW TESTAMENTARY TRUST NO 5	32.755
HRW TESTAMENTARY TRUST NO. 12	9.981
SDV METZLER INVESTMENT F30	210.250
PZENA EAFE DYNAMIC VALUE SERVICES FUND	7.850
BAYVK G1 BVK INDEX	255.221
THE CLEVELAND CLINIC FOUNDATION	180.480
CLEVELAND CLINIC HEALTH SYSTEM PENSION TRUST	75.518
BNY MELLON FUNDS TRUST BNY MELLON INTLEQUITY INCOME FUND	22.200
KROGER COMPANY MASTER RETIREMENT TRUST	55.229
INTERNATIONAL EQUITY INCOME FUND	3.700
POINT BEACH UNIT 1 AND UNIT 2 NQ TRUST-ACCOUNTING MECHANISM	13.161
STICHTING CZ FUND DEPOSITARY	107.629
HIRTLE CALLAGHAN TRUST INTERNATIONAL EQUITY PORTFOLIO	320.276
HC CAPITAL TRUST- THE INSTITUTIONAL INTERNATIONAL EQUITY PTF	526.238
LAUDUS INTERNATIONAL MARKETMASTERS FUND	99.769
JOHN HANCOCK VAR INS TRUST STRATEGIC EQUITY ALLOCATION TRUST	1.204.503
JOHN HANCOCK FUNDS II STRATEGICEQUITY ALLOCATION FUND	536.454
US RETIREMENT TRUST	79.362
AMERICAN CENTURY WORLD MUTUAL FUNDS, INC. INTL VALUE	114.445
MET INVESTOR SERIES TRUST-ALLIANC GLOBAL DYNAMIC ALL PTF	617.177
COMBUSTION ENGINEERING 524(G) ASBESTOS PI TRUST	29.975
THE GM CANADA DOMESTIC TRUST	50.284
ING DIRECT STREETWISE EQUITY GROWTH FUND	7.957
GMO AGGRESSIVE LONG/SHORT MASTER PORTFOLIO	785.066
GMO IMPLEMENTATION FUND	3.999.369
SPDR MSCI ACWI IMI ETF	1.222
COMPASS AGE LLC	97.283
STATE STREET GLOBAL ADVISORS EXEMPT UNIT TRUST	397.362
UBS ETF	1.955.608
ISHARES MSCI WORLD INDEX FUND	1.430
FONDS DESJARDINS PLACEMENTS COMPLEMENTAIRES	847.309
BLACKROCK AM DE FOR ISHARES DJ EUROZONE SUST SCREENED (DE)	413.987
LEGG MASON INVESTMENT (LUXEMBOURG) S.A.	41.568
AGF WORLD BALANCED FUND	297.300
AGF INTERNATIONAL STOCK CLASS	1.177.986
AGF GLOBAL VALUE CLASS	270.370
AGF EUROPEAN EQUITY CLASS	1.376.833
STICHTING PGGM DEPOSITARY	9.318.490
LEGAL AND GENERAL ASSURANCE SOCIETY LIMITED	1.455.117
ALLIANZ EURO PROTECT DYNAMIC PLUS	265.380
ALLIANZ HIGH DIVIDEND DISCOUNT	209.870
GARANT DYNAMIC	151.477
BOA PERAMETRIC	28.210
PIONEER ASSET MANAGEMENT S.A.	1.669.832
AMUNDI	164.832
PERPETUAL ECONOMIC DIVERSIF. GLOBAL EQUI	58.474
AXA ROS GLOBAL EQUITIES DBVL	776.000
NFS LIMITED	977.104
CITY OF PHILADELPHIA PUBLIC RETIREMENT	98.669
FRIENDS LIFE ASSURANCE SOCIETY PLC	188.000
T ROWE PRICE REAL ASSETS TRUST I	27.560
THE THOMSON HOLDINGS INC.GROUP PENSION PLAN TRUST	53.300
AQR FUNDS- AQR MULTI-STRATEGY ALTERNATIV	1.565.841
WHOLESALE UNIT TRUST GLOBAL INDEX SHARES	98.992

* ELENCO DELEGANTI *

MULTIMIX WHOLESALE INT SHARES TRUST	64.951
IPAC SPECIALIST INV STR INT SHARE STR	203.814
FUTURE DIRECTIONS CORE INT SHARE FUND 2	86.985
HOUR-GLASS INDEXED INT SHARES SEC TRUST	125.243
SCHRODER GLOBAL ENHANCED INDEX FUND	710.549
SUPER FUNDS MANAG CORP SOUTH AUSTRALIA	301.900
BLACKROCK WHOLESALE INDEXED INTERNATIONAL	601.620
BLACKROCK FISSION INDEXED INTL EQUITY FD	487.843
BLACKROCK GLOBAL LISTED INFRASTRUCTURE F	288.168
FAMANDSFOREPENSAM INVEST PSI 31 EUROPA A	533.060
FAMANDS PENSAM INVEST PSI 10 GLOBALE AKT	137.576
BLACKROCK LIFE LIMITED	17.936.762
BMW (UK) OPERATIONS PENSION SCHEME	1.062.578
PZENA VALUE FUNDS PL	748.025
FIDELITY SPARTAN GLOBAL EX US INDEX FUND	85.232
VANGUARD FUNDS PLC	13.978
EATON VANCE INTERNATIONAL (IRELAND) FUNDS PLC	4.170
KAISER PERMANENTE MASTER TRUST	980.000
UBS (IRL) ETF PLC	1.572
SCHRODER GLOBAL BLEND FUND (CANADA)	44.099
THE PHILLIPS 66 UK PENSION PLAN	49.509
F+C INSTITUTIONAL INVESTMENT FUNDS ICVG INST GLB EQ F	437.945
CHANG HWA COMM BK AS MC OF ING CHB EUROPE HIGH DIVIDEND FUND	54.930
WISDOMTREE GLOBAL EX US UTILITIES FUND	301.520
FIDELITY COMMONWEALTH TRUST II FID INTERNAT ENCHANGED INDEX FUND	44.699
SMITHFIELDS FOODS MASTER TRUST	143.296
ACHMEA VARIABLE SECURITIES HEALTH FUND	223.176
COMMONWEALTH SUPERANNUATION CORP. ARIA	683.842
NTGI-QM COMMON DAILY EAFE INDEX FUND- N	218.429
CHESS INTERNATIONAL PROPERTIES, LTD.	8.741
LTW GROUP HOLDINGS, LLC	62.563
THE MASTER TRUST OF JAPAN	43.823
FIDELITY SALEM STREET TRUST	496.594
NORTHERN TRUST UCITS COMMON CONTRACTUAL	236.762
ROSSINI LUX FUND AZIONARIO EURO	41.000
EEF EQUITY ITALY	1.307.000
EEF EQUITY EUROPE LTE	819.000
EIS PB EQUITY EUR	2.870.500
EEF EQUITY EURO LTE	295.000
EIS EUROPE EQUITIES	62.000
EEF EQUITY ITALY LTE	973.000
ROSSINI LUX FUND BILANCIATO	2.000
EEF EQUITY UTILITIES LTE	89.000
EIS FLEXIBLE BETA TOTAL RETURN	1.600.000
EMAF DYNAMIC	40.000
EURIZONCAPITAL SGR S.P.A. - EURIZON AZIONI ITALIA	5.607.751
ARCA SGR FONDO ARCA AZIONI ITALIA	6.500.000
ARCA SGR FONDO ARCA BB	1.500.000
WELLS FARGO BANK MINNESOTA NA	750
BANCO BILBAO VIZCAYA ARGENTARIABBVA - - MADRID BRANCH	1.281.830
GOVERNMENT EMPLOYEES SUPERANNUATION_ BOARD	705.567
BNYMTD (UK) AS TRUSTEE OF BLACKROCK CONTINENTAL EUROPE EQUITY TRY TRACKER FUND	2.811.680
SANTANDER PREMIUM FD SUBFUND EU.EX UK EQUITIES ABBEY NAT. HOUSE	370.656
ING EUROPA FUND	2.513.227
ING GLOBAL VALUE CHOICE FUND	339.550
GUIDEMARK WORLD EX - US FUND	318.824
ING INTERNATIONAL HIGH DIVIDEND EQUITY INCOME FUND	156.813
WM POOL EQUITIES TRUST NO.38	313.391
ADVANCED SERIES TRUST AST T.ROWE PRICE ASSET ALLOCATION PORTFOL.	43.460
BLACKROCK UTILITY AND INFRASTRUCTURE TRUST	604.300
WINTON FUTURES FUND	592.161
ADVANCED SERIES TRUST-AST SCHRODERS GLOBAL TACTICAL PORTFOLIO	430.948
CF CANLIFE GLOBAL INFRASTRUCTURE FUND	31.628
STANLIB FUNDS LIMITED STANDARD BANK HOUSE	78.458
ALLIANZ GLOBAL INVESTORS KAPITALANLA GEGESSELLSCHAFT MBH AG	3.436.137
ALLIANZ GLOBAL INVESTORS EUROPEGMBH ALD FONDS	323.153
INTERNATIONAL BANK FOR RECONSTRUCTION AND DEVELOPMENT	48.887
INTERNATIONAL BANK FOR RECONSTRUCTION AND DEVELOPMENT	443.069
INTERNATIONAL BANK FOR RECONSTRUCTION AND DEVELOPMENT	435.036
CF INTERNATIONAL STOCK INDEX FUND ONE	437.785
DT INTERNATIONAL STOCK INDEX FUND ONE	701.450
MELLON INVESTMENT FUNDS ICVC NEWTON CONTINENTAL EUROPEAN FUND	693.152
NEWTON EUROPEAN HIGHER INCOME FUNDUND	99.440
STICHTING PENSIOENFONDS HORECA & CATERING	498.795
STICHTING BEDRIJFSTAKPENSIOEN FONDS VOORDE MEDIA PNO	167.500
ST BEDRIJFSTAKPFD V/H SCHILDERS-AFW- GLASZE	707.231
STICHTING PENSIOENFONDS UWV .	530.386

* ELENCO DELEGANTI *

RHM PENSION SCHEME .	52.774
SYNGENTA UK PENSION FUND EUROPEAN REGIONAL CENTRE	208.200
CHESHIRE PENSION FUND .	1.758.631
BELEGGINSPOOL ACHMEA AANDELEN WERELD	236.018
STICHTING BEWAARDER ACHMEA BELEGGIN GSPOOLS	8.602
STICHTING ACHMEA GLOBAL EQUITY	150.715
BELLSOUTH CORP RFA VEBA TRUST FOR NONREPRESENTABLE EMPLOYEES	34.220
CENTRAL STATES SOUTHEAST AND SOUTHWEST AREAS PENSION FUND	1.241.800
THE ROYAL INST FOR THE ADVANCEMENT OF LEARNING MCGILL UNIVERSITY	25.392
EDUCATIONAL EMPLOYEES' SUPP. RET. SYSTEM OF FAIRFAX COUNTY	283.265
COUNSEL GLOBAL DIVIDEND	13.100
UFCW CONSOLIDATED PENSION FUND	25.853
SHERIFFS PENSION AND RELIEF FUND	44.012
POOL REINSURANCE COMPANY LIMITED	554.962
CC & L ARROWSTREET EAFE EQUITY FUND	198.646
RR DONNELLEY SAVING PLAN MASTERTRUST	78.668
AON HEWITT GROUP TRUST	16.583
WRIGHT INTERNATIONAL BLUE CHIPSEQUITIES FUND	39.101
DREXEL HAMILTON CENTRE GLOBAL EQUITY FUND	32.720
VERIZON MASTER SAVINGS TRUST .	27.086
WELLPOINT MASTER TRUST	171.470
PANAGORA ASSET MANAGEMENT .	1.918
ECOFI ACTIONS SCR	33.135
IBM FRANCE	201.000
HAMELIN DIVERSIFIE FLEX II	22.814
FCP CARPIMKO EUROPE	287.738
FCP AMUNDI PULSACTIONS	778.517
CAAM MIDCAP EURO	27.352
CAAM MIDVALEURS EUROPE	107.830
CAAM DYNALION EUROPE (CA) - L025	231.891
CPR MM EURO ACTIONS	80.837
FCP ARRCO LONG TERME C	337.216
ABELIO-SR	168.342
FCP PREDIQUANT A2	219.268
FCP LCL STRATEGIE 100	83.762
FCP VILLIERS ALLEGRO	425.000
CPR EUROLAND	996.738
FCP CPR ACTIVE EUROPE	99.715
FDC A2	51.534
AGIRA LARGE CAP EURO C	122.378
VILLIERS ALTO	65.290
FCP MEDI ACTIONS EURO	120.000
FCP AMUNDI HORIZON	63.141
FCP VILLIERS DIVERSIFIE CPR AM	767.788
AMUNDI LOT53 FR02J	91.490
VANGUARD INVESTMENTS EUROPE SA	3.195.396
STG PFDS V.D. GRAFISCHE	1.435.220
STG BEDRIJFSTAKPFDS V H	69.453
STG PFDS CORP EXPRESS MANDAAT ALLIANCE CAPITA	51.257
AMUNDI FUNDS INDEX EQUITY EURO	390.180
THE PASSIVE GLOBAL SHARE TRUSTT	363.664
AMY SCOTT WILLER TRUST 3	3.500
SANDRA SCOTT PARKER TRUST 3	3.500
KAREN ANN SCOTT DIXON TRUST 3	3.500
WALTER DAVID SCOTT TRUST 3	3.500
TOWERS WATSON U.S. PENSION PLAN TRUST	252.875
FIDELITY INVESTMENT TRUST: FIDELITY TOTAL INT EQUITY FUND	214.767
FIDELITY RUTLAND SQUARE TR II: STRAT ADV INT MULTI-MANAGER F	18.821
FIDELITY INVESTMENT TRUST: FIDELITY SERIES INTVALUE FUND	16.488.322
JOHN HANCOCK VARIABLE INS. TRUST INTERNATIONAL CORE TRUST	3.108.844
CGE INVESTMENTS (NO. 2) S.A.R.L.	205.899
PUTNAM DYNAMIC ASSET ALLOCATION GROWTH FUND	171.299
PUTNAM DYNAMIC ASSET ALLOCATION BALANCED FUND	86.404
PUTNAM DYNAMIC ASSET ALLOCATION CONSERVATIVE FUND	54.850
PUTNAM RETIREMENT INCOME FUND LIFESTYLE 3	3.280
PUTNAM DYNAMIC ASSET ALLOCATION EQUITY FUND	4.012
MSCI EAFE EQUAL WEIGHT FUND	21.129
LAZARD ASSET MANAGEMENT LLC	3.186
MFS DEVELOPMENT FUNDS, LLC	2.020
ALLIANCEBERNSTEIN BALANCED SHARES INC	12.970
ALLIANCEBERNST VAR PROD SER F INC.ALLIANCEB DYN ASSET ALL PTF	17.694
SPDR S+P WORLD EX AUSTRALIA FUND	6.522
ENHANCED GLOBAL SERIES OF BLACKROCK QUANTITATIVE PARTNERS LP	70.773
AMERICAN CANCER SOCIETY END	52.823
JP TR SERV BK LTD ATF MATB MSCI KOKUSAI INDEX MOTHER F	510.202
JP TR SERV BK LTD ATF FOR MATB MSCI INDEX SEL FUND EUR PTF	2.877
THE MASTER TR BK OF JP LTD ATF INVESCO DEV COUNT EQINDEX M F	1.188

* ELENCO DELEGANTI *

MET INVESTORS SERIES TRUST- SCHRODERS GLOBAL MULTI-ASSET PTF	43.470
EATON VANCE (AUSTRALIA) HEXAVEST ALL-COUNTRY GL EQUITY FUND	8.179
PYRAMIS SELECT INTERNATIONAL EQUITY TRUST	960.456
FIDELITY INTERNATIONAL DISCIPLINED EQUITY FUND	207.678
FIDELTY GLOBAL DISCIPLINED EQUITY FUND	125.878
STICHTING F AND C MULTI MANAGER EUROPEAN EQUITY ACTIVE	293.443
STICHTING TRUST F AND C UNHEDGE	757.397
STICHTING F AND C WERELDWIJD ENHANCED AANDELENFONDS	204.345
EATON VANCE HEXAVEST GLOBAL EQUITY FUND	5.394
EATON VANCE HEXAVEST INTERNATIONAL EQUITY FUND	2.457
TAX - MANAGED INTERNATIONAL EQUITY PORTFOLIO	33.088
THE GABELLI GLOBAL UTILITY & INCOME TRUST	75.000
THE GENERAL MOTORS CANADIAN HOURLY-RATE EMPL PENSION PLAN	217.985
THE GENERAL MOTORS CANAD RETIREMENT PROGR FOR SALARIED EMPL	56.248
KBR UK COMMON INVESTMENT FUND	171.800
CITY OF HOPE	64.900
BECKMAN RESEARCH INSTITUTE OF THE CITY OF HOPE	62.400
CITY OF HOPE NATIONAL MEDICAL CENTER	31.300
TIFF INVESTMENT PROGRAM, INC- TIFF MULTHASSET FUND	137.500
FIRST CHURCH OF CHRIST SCIENTIST	61.660
STATE FARM MUTUAL FUND TRUST, INTERNATIONAL INDEX FUND	122.604
MM MSCI EAFE INTERNATIONAL INDEX FUND	89.837
RUSSELL INTERNATIONAL SHARES TRACKER FUND	195.953
ALLIANCEBERNSTEIN INTERNATIONAL ALLCOUNTRY PASSIVE SERIES	161.500
MERCER GLOBAL EQUITY FUND	10.133
INTECH INTERNATIONAL FUND	39.785
STATE OF NEW JERSEY COMMON PENSION FUND D	5.317.728
CANADA PENSION PLAN INVESTMENT BOARD	8.451.216
CANADA PENSION PLAN INVESTMENT BOARD	591.500
CANADA PENSION PLAN INVESTMENT BOARD	421.921
CANADA PENSION PLAN INVESTMENT BOARD	5.843.493
PHILIPS ELECTRONICS NORTH AMERICA CORP MASTER RETIR TR	104.046
INTEL CORPORATION RETIREE MEDICAL PLAN TRUST	49.044
PEOPLE'S BANK OF CHINA	6.397.517
PEOPLE'S BANK OF CHINA	5.720.275
PEOPLE'S BANK OF CHINA	1.257.275
PEOPLE'S BANK OF CHINA	1.392.684
PEOPLE'S BANK OF CHINA	674.782
PEOPLE'S BANK OF CHINA	1.333.188
PEOPLE'S BANK OF CHINA	342.666
ROMAN CATHOLIC BISHOP OF SPRINGFIELD A CORPORATION SOLE	7.747
THE WELLINGTON TR CO NAT ASS MULT C TR F TR, OPPORT EQ PTF	387.267
WELLS FARGO ADVANTAGE DIVERIFIED INTERNATIONAL FUND	48.100
SCOTTISH WIDOWS INV SOL F ICVG FUNDAMENTAL INDEX GLB EQ F	293.123
SCOTTISH WIDOWS INV SOLUTIONS F ICVG EUROPEAN (EX UK) EQ FD	2.638.045
SSGA RUSSELL FD GL EX-US INDEX NONLENDING QP COMMON TRUST FUND	202.994
BLACKROCK GLOBAL INDEX FUNDS	30.074
ISHARES S&P EUROPE 350 INDEX FUND	1.087.463
ISHARES MSCI EAFE INDEX FUND	22.999.880
ISHARES MSCI EMU INDEX FUND	4.098.219
ISHARES MSCI ITALY INDEX FUND	10.713.911
ISHARES CORE MSCI EAFE ETF	292.530
ISHARES CORE MSCI TOTAL INTERNATIONAL STOCK ETF	30.748
ISHARES INTERNATIONAL FUNDAMENTAL INDEX FUND	266.550
CONNECTICUT GENERAL LIFE INSURANCE COMPANY	51.157
IBM 401K PLUS PLAN	1.130.712
DIGNITY HEALTH	1.892
COLLEGE RETIREMENT EQUITIES FUND	2.780.259
COLLEGE RETIREMENT EQUITIES FUND	356.729
PACE INTERNATIONAL EQUITY INVESTMENTS	124.710
VALIC COMPANY I- INTERNATIONAL EQUITIES FUND	244.625
VALIC COMPANY I- INTERNATIONAL EQUITIES FUND	330.307
VALIC COMPANY I- INTERNATIONAL EQUITIES FUND	467.446
MERCER NON-US CORE EQUITY FUND	662.813
TRANSAMERICA MORGAN STANLEY ACTIVE INTL ALLOCATION VP	8.831
MORGAN STANLEY INSTITUTIONAL FD TR- GLOBAL STRATEGIST PTF	235.453
SSGA EMU INDEX EQUITY FUND	4.080.500
SPDR MSCI EUROPE ETF	406.556
SPDR MSCI EUROPE UTILITIES ETF	299.583
WORLD INDEX OLU SECURITIES LENDING COMMON TRUST FUND	181.857
GE INVESTMENTS FUNDS, INC. - TOTAL RETURN FUND	252.440
ISHARES VI PUBLIC LIMITED COMPANY	8.356
MAINSTAY 130/30 INTERNATIONAL FUND	408.318
HARTFORD GLOBAL RESEARCH HLS	13.226
ARROWSTREET GLOBAL EQUITY ALPHA EXTENSION FUND	811.020
UNITED FOOD + COMMERCIAL WORKERS INT PENSION PLAN FOR EMPLOYEES	57.200
PANAGORA DIVERSIFIED RISK MULTI-ASSET FUND LTD	26.631

* ELENCO DELEGANTI *

AEGON CUSTODY B.V	544.935
COLONIAL FIRST STATE INVESTMENT LTD	878.809
BRICKLAYERS + TROWEL TRADES INTERNATIONAL PENSION FUND	71.200
THE NOMURA TRUST AND BANKING CO LTD	210.294
THE NOMURA TRUST AND BANKING CO LTD	3.724
NATIONAL PENSION SERVICE.	474.521
FRIENDS PROVIDENT LIFE AND PENSIONS EXCHANGE HOUSE	925.251
MACQUAIRE INVESTMENT MANAGEMENT LIMITED	537.350
IRISH LIFE ASSURANCE	4.809.480
PANAGORA DYNAMIC INTERNATIONAL EQUITY EXTENDED ALPHA FUND	127.654
SANDERS CAPITAL	159.700
ALPHA INTERNATIONAL SELECT EDGE STATESTREET FINANCIAL CENTER	40.455
UBS FUND MANAGEMENT(LUXEMBOURG) SA	2.566.761
UBS (LUX) SICAV I	47.857
RUSSELL GLOBAL EQUITY FUND .	295.259
EAFE EQUITY FUND .	89.301
EAFE EQUITY FUND .	119.307
CONNECTICUT GENERAL LIFE INSURANCE COMPANY	65.754
EMPLOYEES RETIREMENT SYSTEM OF BALTIMORECOUNTY	103.600
ONTARIO POWER GENERATION INC .	996.693
ONTARIO POWER GENERATION INC .	182.745
FLORIDA RETIREMENT SYSTEM .	454.187
FLORIDA RETIREMENT SYSTEM .	104.799
FLORIDA RETIREMENT SYSTEM .	5.179.488
LONDON LIFE INSURANCE COMPANY .	100.157
ROGERSCASEY TARGET SOLUTIONS LLC.	140.503
ROGERSCASEY TARGET SOLUTIONS LLC.	183.965
PUBLIC EMPLOYEES RETIREMENT SYSTEM OF NEVADA	2.305.629
NEW YORK STATE DEFERRED COMPENSATION PLAN	55.351
BELL ATLANTIC MASTER TRUST	86.600
BELL ATLANTIC MASTER TRUST	183.566
BELL ATLANTIC MASTER TRUST	645.762
ONTARIO PENSION BOARD .	950.898
PANAGORA GROUP TRUST .	19.245
SEMPRA ENERGY PENSION MASTER TRUST	251.157
SHELL PENSION TRUST .	500.287
SHELL PENSION TRUST .	469.275
SHELL PENSION TRUST .	556.200
STATE OF WISCONSIN INVESTMENT BOARD	325.000
STATE OF WISCONSIN INVESTMENT BOARD	2.522.800
STATE OF WISCONSIN INVESTMENT BOARD	253.200
STATE OF WISCONSIN INVESTMENT BOARD	2.415.574
STATE OF WISCONSIN INVESTMENT BOARD	268.398
STATE OF WISCONSIN INVESTMENT BOARD	2.968.074
STATE OF WISCONSIN INVESTMENT BOARD	229.278
STATE OF WISCONSIN INVESTMENT BOARD	136.308
TD INTERNATIONAL INDEX FUND	44.139
TD EUROPEAN INDEX FUND .	1.901.794
TEXAS EDUCATION AGENCY .	519.200
IMPERIAL INTERNATIONAL EQUITY POOL	139.600
UNITED CHURCH FUNDS INC	1.180.329
ONTARIO POWER GENERATION INC .	402.172
VEBA PARTNERSHIP N LP .	761.818
VIRGINIA RETIREMENT SYSTEM .	1.550.898
VIRGINIA RETIREMENT SYSTEM .	86.174
CIBC INTERNATIONAL INDEX FUND	37.654
CIBC EUROPEAN INDEX FUND .	223.600
YORK UNIVERSITY PENSION FUND .	620.709
CPR AM	484.864
BROWN BROTHERS HARRIMAN TRUSTEE SERVICES (IRELAND) LIMITED	535.601
HARTFORD INTERNATIONAL- GLOBAL EQUITY (EX-JAPAN) INDEX FUND	3.235
ACMBERNSTEIN	20.629
SEI GLOBAL MASTER FUND PLC SEI INVESTMENTS	696.724
NMMS GHDE SCH ACCOUNT	172.200
JTSB STB DAIWA STOCK INDEX FUND 9807	5.061
FIL LIMITED FIDELITY INTERNATIONLIMITED	5.834
SCHRODER GAIA	94.836
MITSUBISHI UFJ GBL CUSTODY SA FOR MS MUL	53.578
SEI INST INV TRUST SCREENED WORLD EQ EX	804
WELLINGTON TRUST COMPANY, NATIONAL ASSOC	24.822
SEI INSTITUTIONAL MANAGED TRUST MULTIAS	17.583
WELLI TRUS NAT ASSOC COMMON TRUST FUNDS	1.348
WELLINGTON TRUST COMP FUNDS II CORE BOND	170.000
ALLIANZ GLOBAL INVESTOR PREMIER	741.627
HENDERSON STRATEGIC INVESTMENT FUNDS	367.723
HOUR-GLASS INTERNATIONAL SHARES SECTOR TRUST	216.236
HOUR GLASS INTERNAT SHARES SECTOR TRUST	13.843
WHOLESALE UNIT TRUST GLOBAL SHARES F 3	

* ELENCO DELEGANTI *

NATIONAL MUTUAL LIFE ASS OF AUSTRALASIA	263.840
WHOLESALE GLOBAL EQUITY INDEX FUND	127.273
AUSTRALIAN CATHOLIC SUPERAN RETIREM FUND	116.321
FCP ARPEGE ACTIONS	50.000
FCP UNION LONG SHORT EUROPE	100.493
CM-CIC PERSPECTIVE STRATEGIE 50	3.096
FCP GAILLON MATTRE ACTIONS	74.031
FCP UNION EUROPE	487.246
SCORE SAINT NICOLAS	20.000
FCP CAPSUGEL	9.880
CANSON ET MONGOLFIER	1.500
ARPEGE PREVOYANCE	77.280
AREGE	149.320
CAPACITY FONDS INSTITUTIONELACTIONS ETRANGERES PIB	128.737
UMBERTO TRUST CAPITAL C/O KLEINWORT BENSON JOSHUA	11.528
SHINKO GLOBAL EQUITY INDEX	34.023
MOMENTUM INVESTMENT FUNDS SICAV-SIF	825.084
JPMORGAN CHASE BANK - PB - UNITED STATES FOUNDATIONS - CRA TREATY	16.877
JPMORGAN CHASE BANK	3.540
FIDELITY INVESTMENTS MONEY MANAGEMENT INC	758
PEOPLE'S BANK OF CHINA FOREIGN EXCH	7.004.000
T.ROWE PRICE GLOBAL INFRASTRUCTURE FUND	171.271
SCHRODER GLOBAL DYNAMIC BLEND FUND	1.509.183
VANGUARD INTERNATIONAL SHARE INDEX FUND	2.340.132
ALTRIA CORPORATE SERVICES MASTER RETIREMENT TRUST	206.900
TRUSTEE FOR INTERNATIONAL EQUITIES SECTO	233.305
FIDELITY INSTITUTIONAL PAN EUROPEAN FUND	168.993
AVIVA LIFE PENSIONS IRELAND LIMITED	809.761
AXA ROSENBERG GLOBAL FUND	136.627
AXA ROSENBERG EUROPEAN FUND	1.035.000
FIDELITY INVESTMENT FUNDS - FIDELITY MONEYBUILDER WORLD INDEX FUND	7.577
AVIVA INVEST FUND DIVERSIFIED STRATEGY F	51.240
VARIABLE PORTF - PYRAMIS INT EQUITY FUND	2.006.029
EQ ADVISORS TST - ATM INTERNATIONAL PORT	360.130
JNL/MELLON CAPITAL MANAGE INTNAL INDEX F	1.059.344
THE PUBLIC EDUCATION EMPLOYEE RETIREMENT SYSTEM OFMISSOURI	56.275
THE PUBLIC SCHOOL RETIREMENT SYSTEM OF MISSOURI	495.947
COMMINGLED PENSION FUND ENHANCED INDEX)	169.181
KRAFT FOODS MASTER RETIREMENT TRUST	341.600
GOLDMAN SACHS STRUCTURED INTERNATIONAL TAX MANAGED EQUITY FUND	193.769
THE MASTER TRUST BANK OF JAPAN LTD	20.940.835
JPMORGAN FUND ICVC - JPM EUROPE FUND	1.804.066
FOREIGN AND COLONIAL INVESTMENT TRUST PL	926.401
PLUMBING & MECHANICAL SERV (UK) INDUSTRY	96.121
VAUXHALL & ASSOCIATED COMPANIES PENSION FUND	224.000
THE CAR CARE PENSION PLAN	297.503
SCHRODERS RETIREMENT BENEFITS SCHEME	31.421
MASTER TRUST BANK OF JAPAN, LTD. PENSION	5.924.682
OHIO POLICE & FIRE PENSION FUND	706.527
THE HARTFORD GLOBAL RESEARCH FUND	13.288
THE HARTFORD INTERNATIONAL SMALL CO	190.013
SCHRODER INTERNATIONAL MULTI-CAP VALUE FUND	128.634
FLEXSHARES MORNINGSTAR DEVELOPED MARKETS EX-US FACTOR TILT INDEX FUND	34.913
ASPIRIANT RISK MANAGED GLOBAL EQUITY FUND	41.294
PROVEDA GLOBAL EQUITY, LP	3.936
JPMORGAN GLOBAL RESEARCH ENHANCED INDEX FUND	107.738
MUNICIPAL EMPLOYEES PENSION PLAN	24.599
BOMBARDIER TRUST (CANADA) GLOBAL EQUITIES FUND - BOMBARDIER INC -	18.993
ROYAL BANK OF CANADA CARIBBEAN	4.709
THE BANK OF TOKYO-MITSUBISHI UFJ	29.024
FCPE HORIZON EP. ACTION	50.000
FCP LITHIUM	595.728
FCP BNP PBAS EUROPE DIVIDENDE	1.230.155
FCP BNP PARIBAS ACTIONS EUROLAND	1.108.534
FCP BNP ACTION EUROPE	37.043
PARVEST	4.221.865
POOL L GLOBAL HIGH DIVIDEND EQUITY POOL	256.516
BNP PARIBAS L1	1.266.213
BNP PARIBAS FUND III NV	2.966.879
NORGES BANK (CENTRAL BANK OF NORWAY)	4.261.401
CENTRAL FINANCE BOARD OF THE METHODI	50.000
HSBC FTSE EPRA/NAREIT DEVELOPED ETF	302.166
THYSSEN GLOBAL INVESTMENTS CORP	28.452
DYNASTY INVEST, LTD	7.909
LTW INVESTMENTS LLC	776
QS INVESTORS DBI ALL COUNTRY GLOBAL EQUITY FUND LP	30.578
BUNTING INTERNATIONAL DEVELOPED EQUITY TE LLC	11.338

* ELENCO DELEGANTI *

DELFINCO, LP	47.721
FIDELITY INVEST INTL VALUD FD	278.735
MICROSOFT GLOBAL FINANCE LIMITED	669.892
MICROSOFT GLOBAL FINANCE LIMITED	397.250
FORD MOTOR COMPANY DEFINED BENEFIT	225.740
FORD MOTOR COMPANY DEFINED BENEFIT	340.616
FORD MOTOR COMPANY DEFINED BENEFIT	374.012
MS FUND LP	79.752
ST. JOSEPH HEALTH SYSTEM	66.049
LOCKHEED MARTIN CORP MASTER TRUST	27.503
LOCKHEED MARTIN CORP MASTER TRUST	138.462
CITY OF MILWAUKEE EMPLOY RETIREMENT	624.606
UNION PACIFIC CORP MASTER RET TRUST	605.600
ONTARIO PUBLIC SERVICE EMPLOYEES UNION P	55.230
NEW IRELAND ASSURANCE COMPANY PLC	404.436
STICHTING PENSIOENFONDS SAGITTARIUS	302.627
WHEELS COMMON INVESTMENT FUND	123.071
WHEELS COMMON INVESTMENT FUND	118.288
WHEELS COMMON INVESTMENT FUND	117.709
TRUST & CUSTODY SERVICES BANK LTD AS TRUSTEE FOR PENSION INVESTMENT FUND TRUST	250.838
NUMBER 21	
TRUST & CUSTODY SERVICES BANK LTD AS TRUSTEE FOR PENSION INVESTMENT FUND TRUST	21.853
NUMBER 30	
IPM FUNDAMENTAL UMBRELLA FUND	363.082
CATERPILLAR INC GROUP INSURANCE PLAN TRUST	65.035
ACORN 1998 TRUST	700
HRW TRUST NO 2 UAD 01/17/03	14.147
HRW TRUST NO 1 UAD 01/17/03	14.147
HRW TRUST NO 4 UAD 01/17/03	20.856
HRW TRUST NO 3 UAD 01/17/03	20.856
ESSEX COUNTY COUNCIL PENSION FUND	255.385
BELLSOUTH CORPORATE TRUST UNDER EXECUTIV	351.800
BELLSOUTH TELECOMMUNICATIONS INC TRUST	9.500
AXA VITA SA	542.821
ASR SCHADEVERZEKERING N.V.	71
N.V. AMERSFOORTSE ALGEMENE VERZEKERING M	23
SECUREX LEVEN VERENIGING VOOR ONDERLINGE	240.612
BA YERNINVEST KAG MBH	2.531.834
NBT MAIN A C (NCB CLEARING SVCS)	325.300
ALLIANZGI GLOBAL EQUITY & CONVERTIBLE INCOME FUND	54.358
NEW YORK STATE COMMON RETIREMENT FUND	380.763
TELSTRA SUPERANNUATION SCHEME	1.041.200
IBM RETIREMENT PLAN	259.762
SAS TRUSTEE CORPORATION	534.212
ONTARIO TEACHERS PENSION PLAN BOARD	1.325.850
WYOMING RETIREMENT SYSTEM	212.939
TEACHERS' RETIREMENT SYSTEM OF LOUISIANA	847.300
STATE OF MINNESOTA	651.662
PRUDENTIAL RETIREMENT INSURANCE & ANNUITY COMPANY	423.800
CHEVRON UK PENSION PLAN	10.316
MAJOR LEAGUE BASEBALL PLAYERS PENSION PLAN	163.000
NATIONAL COUNCIL FOR SOCIAL SEC FUND	113.190
CONSOLIDATED EDISON RETIREMENT PLAN	732.935
MINISTRY OF STRATEGY AND FINANCE	283.863
CNP ASSUR VALEURS	229.009
CATERPILLAR INC MASTER RETIRE TRUST	868.908
STATE UNIVERSITIES RETIREMENT SYSTEM	488.615
CHEVRON MASTER PENSION TRUST	37.603
BBH B J T S RE CMA MFS EX-JAPAN GROWTH MOTHER FUND	180.891
KAUST INVESTMENTS SH LIMITED	509.253
FLOURISH INVESTMENT CORPORATION	3.228.245
ACHMEA PENSIOEN EN LEVENSVERZEKERINGEN N.V.	63.023
MINISTRY OF FINANCE OF THE REPUBLIC OF KAZAKHST	779.938
TREASURER OF THE STATE OF NORTH CAROLINA EQUITY INVESTMENT FUND POOLED	2.038.549
MUNICIPAL EMP ANNUITY E BEN FD CHICA	205.300
UNIVERSITY OF GUELPH FOREIGN PROPERTY TRUST	172.400
LSAAV, LLC	221.000
LABOR PENSION FUND SUPERVISORY COMMITTEE	179.641
CONSTRUCTION AND BUILDING UNIONS SUPERANNUATION FUND	205.256
MARSH E MCLENNAN RETIREMENT TRUST	168.700
UBS FUND MANAGEMENT (SWITZERLAND) AG	1.104.479
HONG KONG SPECIAL ADMINISTRATIVE REGION GOVERNMENT EXCHANGE F	1.796.610
TENNESSEE VALLEY AUTHORITY RETIREMENT SYSTEM	368.684
WSSP INTERNATIONAL EQUITIES TRUST	138.200
WSSP INTERNATIONAL EQUITIES TRUST	49.084
MT AGREEMENT BETWEEN PFIZER & COMPANY	25.202
INDIANA PUBLIC EMPLOYEES RETIREMENT FUND	198.334
BANCO CENTRAL DE TIMOR EST	155.978

* ELENCO DELEGANTI *

MULTIMIX WHOLESale INT SHARES TRUST	72.400
IPAC SPECIALIST INV STR INT SHARE STR	167.800
IPAC SPECIALIST INV STR INT SHARE STR	1.895.511
AON HEWITT GROUP TRUST	17.052
COLONIAL FIRST STATE INVESTMENT LTD	1.523.762
COLONIAL FIRST STATE INVESTMENT LTD	73.436
EQ ADVISORS TST - ATM INTERNATIONAL PORT	407.433

Numero di deleghe rappresentate dal badge: 1.543 1.592.041.863

- | | | | |
|----|--------------|--|-----------------|
| 10 | Delegante di | POMES DANIELE | Tessera n° 1072 |
| | | BARRACCHIA MARINA | Azioni |
| | | | 5 |
| | | | 5 |
| 11 | Delegante di | RICOTTI SIMONA | Tessera n° 2886 |
| | | MANES LUCA | Azioni |
| | | | 5 |
| | | | 5 |
| 12 | Delegante di | ROSSI AGOSTINO | Tessera n° 982 |
| | | ROSSI PAOLO | Azioni |
| | | | 7.678 |
| | | | 7.678 |
| 13 | Deleganti di | SERVIZIO TITOLI SPA RAPPR. DESIGNATO EX ART. 135 UNDECIES TUF IN PERSONA
DI VERONICA CICIRIELLO | Tessera n° 934 |
| | | FABRIS CARLO | Azioni |
| | | ROSSETTI RAUL FERNANDO | 22 |
| | | | 1.520 |
| | | Numero di deleghe rappresentate dal badge: 2 | 1.542 |
| 14 | Delegante di | STASI FLAVIO | Tessera n° 625 |
| | | TRICARICO MICHELE | Azioni |
| | | | 250 |
| | | | 250 |
| 15 | Delegante di | VALEANU MIHAI CLAUDIU | Tessera n° 1764 |
| | | GEREBIZZA ELENA | Azioni |
| | | | 5 |
| | | | 5 |





Assemblea Ordinaria del 30 aprile 2013

SITUAZIONE ALL'ATTO DELLA COSTITUZIONE
(Presenti in aula)

SOCI PRESENTI

Sono attualmente presenti o regolarmente rappresentati in assemblea:

-n° 1596 azionisti, portatori di n° 4.530.138.846 azioni ordinarie del valore nominale di Euro
1 cadauna, pari al 48,175757% del capitale sociale.



Assemblea Ordinaria del 30 aprile 2013ESITO VOTAZIONE

Oggetto : **Bilancio di esercizio al 31 dicembre 2012**

Hanno partecipato alla votazione:

-n° 1592 azionisti,

portatori di n° 4.530.206.996 azioni ordinarie, tutte ammesse al voto,

pari al 48,176482% del capitale sociale.

Hanno votato:

		% su Azioni Ordinarie Ammesse al voto
Favorevoli	4.509.799.714	99,549529
Contrari	488.131	0,010775
SubTotale	<u>4.510.287.845</u>	99,560304
Astenuti	12.747.773	0,281395
Non Votanti	7.171.378	0,158301
SubTotale	<u>19.919.151</u>	0,439696
Totale	<u>4.530.206.996</u>	100,000000

Ai sensi dell'art. 135-undecies del TUF **non sono computate** ai fini del calcolo della maggioranza e del capitale richiesto per l'approvazione della delibera numero 0 azioni pari al **0,000000%** delle azioni rappresentate in aula.

LISTA ESITO DELLE VOTAZIONE

Oggetto: Bilancio di esercizio al 31 dicembre 2012

CONTRARI

Badge	Ragione Sociale	Proprio	Delega	Totale
1072	POMES DANIELE	0	5	5
1568	CECCARELLI CLAUDIO	4.611	0	4.611
1764	VALEANU MIHAI CLAUDIU	0	5	5
2886	RICOTTI SIMONA	0	5	5
612	PALOMBO GIANLUCA	0	0	0
**D	REGIME DE RETRAITE DE L'UNIVER DU QUEBEC	0	167.033	167.033
**D	SCHOOL EMPLOYEES RETIREMENT SYSTEM OF OHIO	0	316.200	316.200
625	STASI FLAVIO	0	250	250
PA	SERVIZIO TITOLI SPA RAPPR. DESIGNATO EX ART. 135 UNDECIES TUF IN PERSONA DI VERONICA CICIRIELLO	0	22	22

Totale voti 488.131

Percentuale votanti % 0,010775

Percentuale Capitale % 0,005191

137




LISTA ESITO DELLE VOTAZIONE

Oggetto: Bilancio di esercizio al 31 dicembre 2012

ASTENUTI

Badge	Ragione Sociale	Proprio	Delega	Totale
1310	CRESCIMANNI GIOVANNI	1.715	0	1.715
2770	GRANITO VINCENZO	1.753	0	1.753
3181	MEGGIOLARO MAURO	0	0	0
DE*	FONDAZIONE CULTURALE RESPONSABILITA' ETICA	0	250	250
612	PALOMBO GIANLUCA	0	0	0
**D	ARCA SGR FONDO ARCA AZIONI ITALIA	0	6.500.000	6.500.000
**D	ARCA SGR FONDO ARCA BB	0	1.500.000	1.500.000
**D	ANIMA SGR SPA - FONDO ANIMA ITALIA	0	4.500.000	4.500.000
**D	LINCOLNSHIRE COUNTY COUNCIL PENSION FUND	0	171.408	171.408
**D	OBLATE INTERNATIONAL PASTORAL INVESTMENT TRUST	0	54.897	54.897
**D	WELLS FARGO BANK MINNESOTA NA	0	750	750
672	NOTARFONZO ARNALDO	17.000	0	17.000

Totale voti 12.747.773

Percentuale votanti % 0,281395

Percentuale Capitale % 0,135566

138



Azionisti: 10 Teste: 6
 Azionisti in proprio: 3 Azionisti in delega: 7

Pagina 2

LISTA ESITO DELLE VOTAZIONE

Oggetto: Bilancio di esercizio al 31 dicembre 2012

NON VOTANTI

Badge	Ragione Sociale	Proprio	Delega	Totale
2989	BALDINI CLAUDIA	0	1.378	1.378
612	PALOMBO GIANLUCA	0	0	0
**D	UBI PRAM SGR/ UBI PRAM AZIONI ITALIA	0	2.000.000	2.000.000
**D	CHALLENGE FUNDS	0	690.000	690.000
**D	FONDO GESTIELLE OBIETTIVO ITALIA DI ALETTI GESTIELLE S.G.R.	0	700.000	700.000
**D	ALLIANZ GLOBAL INVESTOR ITALIA SGR SPA ALLIANZ AZIONI ITALIA	0	1.600.000	1.600.000
**D	ERSEL ASSET MANAGEMENT SGR SPA - FONDERSEL PMI	0	180.000	180.000
**D	MEDIOLANUM GESTIONE FONDI SGR SPA- MEDIOLANUM FLESSIBILE ITA	0	2.000.000	2.000.000

Totale voti 7.171.378
 Percentuale votanti % 0,158301
 Percentuale Capitale % 0,076264

139



Azionisti:
 Azionisti in proprio:

7 Teste:
 0 Azionisti in delega:

2
 7

LISTA ESITO DELLE VOTAZIONE

Oggetto: Bilancio di esercizio al 31 dicembre 2012

FAVOREVOLI

Badge	Ragione Sociale	Proprio	Delega	Totale
1334	BERTANI PIER GIORGIO	1.000	0	1.000
1655	DORI CARLO	1.250	1.250	2.500
1657	MARINI VINCENZO	500	0	500
1935	PEDERSOLI LANFRANCO	6.016	0	6.016
1948	PETRICCA ALBERTO	2.835	0	2.835
2040	ANGELETTI FRANCO	200	200	400
2535	IEPPARIELLO ANTONIO	13.000	0	13.000
2907	STERLOCCHI COSTANTINO	51.000	0	51.000
3009	GIULIANI PAOLO EMILIO	0	66.966	66.966
612	PALOMBO GIANLUCA	0	0	0
**D	BAYERNINVEST KAPITALANLAGEGESELLSCHAFT M	0	256.637	256.637
**D	BNP PARIBAS INVESTMENT PARTNERS SGR S.P.A. GESTORE DEL FONDO BNL AZIONI ITALIA	0	500.000	500.000
**D	BNM5 GHDE SCH ACCOUNT	0	696.724	696.724
**D	SDV METZLER INVESTMENT F30	0	210.250	210.250
**D	SDV METZLER INVESTMENT F26	0	343.653	343.653
**D	SCHWAB INTERNATIONAL INDEX FUND	0	916.467	916.467
**D	GMO TAX-MANAGED INTERNATIONAL EQUITIES F	0	1.955.740	1.955.740
**D	GMO ERISA POOL	0	4.782.693	4.782.693
**D	GMO INTERNATIONAL INTRINSIC VALUE FUND	0	39.801.863	39.801.863
**D	GMO FOREIGN FUND	0	1.277.385	1.277.385
**D	PIONEER INTERNATIONAL VALUE FUND	0	368.800	368.800
**D	DWS DIVERSIFIED INTERNATIONAL EQUITY VIP	0	71.348	71.348
**D	VANGUARD EUROPEAN STOCK INDEX FUND	0	8.701.334	8.701.334
**D	VANGUARD TAX-MANAGED INTERNATIONAL FUNO	0	8.350.630	8.350.630
**D	PYRAMIS GROUP TR FOR EMPLOYEES BENEF PLA	0	7.006.340	7.006.340
**D	DWS DIVERSIFIED INTERNATIONAL EQUITY FUND	0	61.324	61.324
**D	BBH/LIFEYRISSJODUR VERZLUNARMANNA-PENSIO	0	73.114	73.114
**D	SEI INST INVEST TRUST WORLD EQ EX-US FUN	0	124.186	124.186
**D	JTSB STB DAIWA STOCK INDEX FUND 9807	0	172.200	172.200
**D	GMO GLOBAL ACTIVE EQUITY FUND LP	0	185.819	185.819
**D	GMO DEVELOPED WORLD STOCK FUND	0	1.080.633	1.080.633
**D	GMO INTERNATIONAL CORE EQUITY FUND	0	19.026.211	19.026.211
**D	BBH B J T S RE CMA MFS EX-JAPAN GROWTH MOTHER FUND	0	192.477	192.477
**D	BBH BOS MTBJ RE: MANULIFE INTL BOND INDEX MOTH FND	0	1.048.314	1.048.314
**D	FIDELITY FUNDS SICAV	0	7.565.885	7.565.885
**D	FIL LIMITED FIDELITY INTERNATIONALIMITED	0	5.061	5.061
**D	BBH-FDLT EUR RE PLTS NATURAL RESOURC+UTL	0	10.931	10.931
**D	BBH (LUX) - FIDELITY ACTIVE STRAT ASIA PACIFIC FND	0	124.381	124.381
**D	ING (L) LIQUID	0	9.172.679	9.172.679
**D	SCHRODER GAIA	0	5.834	5.834
**D	ING DIRECT	0	232.455	232.455
**D	MITSUBISHI UFJ GBL CUSTODY SA FOR MS MUL	0	94.836	94.836
**D	SEI INST INV TRUST SCREENED WORLD EQ EX	0	53.578	53.578

140

Assemblea Ordinaria del 30 aprile 2013

LISTA ESITO DELLE VOTAZIONE

Oggetto: Bilancio d'esercizio al 31 dicembre 2012

FAVOREVOLI

Badge	Ragione Sociale	Proprio	Delega	Totale
**D	PYRAMIS SELECT INTER EQ FUND LLC	0	222.366	222.366
**D	VANGUARD TOTAL WORLD STOCK INDEX FUND	0	557.278	557.278
**D	PZENA VALUE FUNDS PL	0	748.025	748.025
**D	SEI INSTITUTIONAL INTERN TRUST INTERNATI	0	631.014	631.014
**D	SEI INST INVES TRUST INTERNAT EQY FUND	0	59.939	59.939
**D	SEI INS INV TRU INT FUND/INTECH	0	40.886	40.886
**D	VANGUARD DEVELOP MARKET INDEX FUND	0	7.009.185	7.009.185
**D	VANGUARD FTSE ALL-WORLD EX US INDEX FUND	0	6.584.995	6.584.995
**D	GMO FUNDS PLC	0	963.871	963.871
**D	BBH B FOR TMTBJ RE: MUTB400037270	0	468.506	468.506
**D	GMO REAL RET ASS ALL FUND LP	0	987.595	987.595
**D	BBH&C BOS FOR PYRAM GR TRUST FOR EMPL EMERG MM COM	0	253.103	253.103
**D	PYRAMIS GLOBAL EX US INDEX FUND LP	0	253.052	253.052
**D	PYRAMIS GROUP TR FOR EMPLOYEES BENEF PLAN	0	179.067	179.067
**D	FIRST TRUST EUROPE ALPHADEX FUND	0	60.091	60.091
**D	FIRST TRUST DEVELOPED MARKETS EX-US ALPH	0	32.766	32.766
**D	FIDELITY SPARTAN GLOBAL EX US INDEX FUND	0	85.232	85.232
**D	VANGUARD FUNDS PLC	0	13.978	13.978
**D	GMO INT INTRINSIC VALUE EXTEND MARKETS F	0	1.117.661	1.117.661
**D	GMO DEVELOPED WORLD EQUITY INVESTMENT FU	0	3.088.602	3.088.602
**D	PZENA EAFE DYNAMIC VALUE SERVICES FUND	0	7.850	7.850
**D	SCHWAB FUNDAMENTAL INTER LARGE COMP IN F	0	789.835	789.835
**D	WELLINGTON TRUST COMPANY, NATIONAL ASSOC	0	804	804
**D	SEI INSTITUTIONAL MANAGED TRUST MULTI-AS	0	24.822	24.822
**D	WELLI TRUS NAT ASSOC COMMON TRUST FUNDS	0	17.583	17.583
**D	WELLINGTON TRUST COMP FUNDS II CORE BOND	0	1.348	1.348
**D	ALLIANZ GLOBAL INVESTOR PREMIER	0	170.000	170.000
**D	HSBC FUND SERVICES CLIENT	0	139.290	139.290
**D	REGARD ACTIONS DEVELOPEMENT DURABLE	0	300.000	300.000
**D	HENDERSON STRATEGIC INVESTMENT FUNDS	0	741.627	741.627
**D	OP-FONDS AEV HAEK	0	340.000	340.000
**D	DEKA FUNDMASTER INVEST MBH FID HAEK RENT	0	543.805	543.805
**D	UNIVERSAL INVEST BAYVK AI FONDS	0	2.073.022	2.073.022
**D	BAYVK GI BVK INDEX	0	255.221	255.221
**D	BPI GLOBAL INVESTMENT FUND	0	46.269	46.269
**D	HOURLASS INTERNATIONAL SHARES SECTOR TRUST	0	367.723	367.723
**D	HOURLASS INTERNAT SHARES SECTOR TRUST	0	216.236	216.236
**D	HOURLASS INDEXED INT SHARES SEC TRUST	0	125.243	125.243
**D	FUTURE DIRECTIONS CORE INT SHARE FUND 2	0	86.985	86.985
**D	FD INTERNATIONAL SHARE FUND 1	0	148.217	148.217
**D	WHOLESALE UNIT TRUST GLOBAL INDEX SHARES	0	98.992	98.992
**D	WHOLESALE UNIT TRUST GLOBAL SHARES F 3	0	13.843	13.843
**D	AVSUPER FUND	0	33.398	33.398

Azionisti:
Azionisti in proprio: 1566Teste:
Azionisti in delega: 913
1557

Pagina 5

141

Assemblea Ordinaria del 30 aprile 2013

LISTA ESITO DELLE VOTAZIONE
 Oggetto: Bilancio di esercizio al 31 dicembre 2012

FAVOREVOLI

Badge	Ragione Sociale	Proprio	Delega	Totale
**D	NATIONAL MUTUAL LIFE ASS OF AUSTRALASIA	0	263.840	263.840
**D	IPAC SPECIALIST INV STR INT SHARE STR	0	167.800	167.800
**D	IPAC SPECIALIST INV STR INT SHARE STR	0	1.895.511	1.895.511
**D	IPAC SPECIALIST INV STR INT SHARE STR	0	203.814	203.814
**D	WHOLESALE GLOBAL EQUITY INDEX FUND	0	127.273	127.273
**D	MULTIMIX WHOLESAL INTERNATIONAL SHARES TRUST	0	134.923	134.923
**D	MULTIMIX WHOLESAL INT SHARES TRUST	0	64.951	64.951
**D	MULTIMIX WHOLESAL INT SHARES TRUST	0	72.400	72.400
**D	AFS INTERNATIONAL SHARE FUND 1	0	207.531	207.531
**D	AUSTRALIAN CATHOLIC SUPERAN RETIREM FUND	0	116.321	116.321
**D	ENHANCED INDEX INTERNATIONAL SHARE FUND	0	2.476.897	2.476.897
**D	FCP ARPEGE ACTIONS	0	50.000	50.000
**D	FCP SCORE MARIE JOSEPH	0	10.000	10.000
**D	FCP UNION LONG SHORT EUROPE	0	100.493	100.493
**D	FCP SCORE SIGMA	0	4.500	4.500
**D	FCP SCORE SAXE	0	5.000	5.000
**D	CM-CIC PERSPECTIVE STRATEGIE 50	0	3.096	3.096
**D	FCPE CONVERGENCE DIVERSIFIE	0	159.812	159.812
**D	FCP GAILLON 130/30	0	26.154	26.154
**D	FCP ES GESTION EQUILIBRE	0	250.000	250.000
**D	FCP ES DYNAMIQUE	0	308.560	308.560
**D	FCP ES TEMPERE	0	70.000	70.000
**D	FCP CM ACTIONS EURO	0	778.394	778.394
**D	VALORATIONS	0	100.000	100.000
**D	FCP GAILLON MAITRE ACTIONS	0	74.031	74.031
**D	FCP UNION EUROPE	0	487.246	487.246
**D	FCP UNI 1	0	93.000	93.000
**D	FCP SCORE THANRY	0	1.186	1.186
**D	FCP SCORE SAINT JOSEPH	0	2.878	2.878
**D	FCP SCORE SAINTE URSULE	0	3.098	3.098
**D	SCORE SAINT NICOLAS	0	20.000	20.000
**D	FCP SCORE PILLAUD	0	6.010	6.010
**D	FCP SCORE ORMESSON	0	5.388	5.388
**D	FCP SCORE M O	0	3.964	3.964
**D	FCP SCORE GALIEN	0	13.284	13.284
**D	FCP SCORE BON SECOURS	0	7.000	7.000
**D	FCP SCORE AUMEX	0	3.000	3.000
**D	FCP SCORE AD BESANCON	0	5.344	5.344
**D	FCPE ROUSSELOT MIXTE	0	1.216	1.216
**D	FCP PATRIMOINE PLACEMENT 5	0	4.414	4.414
**D	FCP PATRIMOINE PLACEMENT 3	0	4.952	4.952
**D	FCP PATRIMOINE PLACEMENT 2	0	2.430	2.430
**D	FCP PATRIMOINE PLACEMENT	0	1.746	1.746

Azionisti:
 Azionisti in proprio: 1566

Teste: 13
 Azionisti in delega: 1557

Pagina 6

142

LISTA ESITO DELLE VOTAZIONE
 Oggetto: Bilancio di esercizio al 31 dicembre 2012

FAVOREVOLI

Badge	Ragione Sociale	Proprio	Delega	Totale
**D	MONSANTO ACTIONS	0	12.160	12.160
**D	FCP LUCKY	0	3.082	3.082
**D	1612 FCP KOLBENSCHMIDT PIERBURG	0	1.440	1.440
**D	FCP GUTENBERG	0	8.200	8.200
**D	FCP GROUPE BRIAND	0	1.382	1.382
**D	FCP GESTION PLACEMENT 1	0	2.931	2.931
**D	1515 FCP GERARD FERRIER	0	1.900	1.900
**D	FREESCALE DYNAMIQUE	0	7.000	7.000
**D	FREESCALE DIVERSIFIE	0	27.360	27.360
**D	FCP BAUD CIC	0	6.700	6.700
**D	ESPOIR FCP	0	2.500	2.500
**D	FCPE EUROP ASSISTANCE DIVERSIFIE	0	6.080	6.080
**D	CM EUROPE ACTIONS	0	72.909	72.909
**D	CM ALLIANCE FCP	0	4.000	4.000
**D	FCP CAPSUGEL	0	9.880	9.880
**D	CANSON ET MONGOLFIER	0	1.500	1.500
**D	FCP BRANT	0	1.110	1.110
**D	1327 FCP BOUE SCALBERT DUPONT	0	24.400	24.400
**D	AREPE PREVOYANCE	0	77.280	77.280
**D	AREGE	0	149.320	149.320
**D	PICTET & CIE/NON RES EXEMPT GCT	0	829.833	829.833
**D	PICTET AND COMPANY GENEVA	0	22.907	22.907
**D	CAPACITY FONDS INSTITUTIONEL-ACTIONS ETRANGERS PIB	0	128.737	128.737
**D	UMBERTO TRUST CAPITAL C/O KLEINWORT BENSON JOSHUA	0	11.528	11.528
**D	RAIFFEISEN INDEX FONDS	0	44.536	44.536
**D	PICTET HIGH DIVIDEND SELECTION	0	4.369.244	4.369.244
**D	PGSF GLOBAL UTILITIES EQUITIES CURRENCY HEDGE FUND	0	1.222.871	1.222.871
**D	PGSF GLOBAL UTILITIES EQUITIES FUND	0	56.418.142	56.418.142
**D	PGSF GLOBAL INCOME STOCK FUND	0	1.086.851	1.086.851
**D	PGSF GLOBAL HIGH YIELD UTILITIES EQUITIES FUND	0	548.262	548.262
**D	SHINKO GLOBAL EQUITY INDEX	0	34.023	34.023
**D	ROBECO CAPITAL GROWTH FUNDS	0	342.279	342.279
**D	HSBC INTERNATIONAL SELECT FUND	0	826.300	826.300
**D	SCHRÖDER INTERNATIONAL SELECTION FUND	0	3.104.905	3.104.905
**D	JPMORGAN FUNDS	0	6.911.213	6.911.213
**D	MORGAN STANLEY INVESTMENT FUNDS	0	1.398.384	1.398.384
**D	T. ROWE PRICE FUNDS SICAV	0	6.488	6.488
**D	JPMORGAN INVESTMENT FUNDS	0	3.116.216	3.116.216
**D	OFI MULTI SELECT	0	84.682	84.682
**D	MOMENTUM INVESTMENT FUNDS SICAV-SIF	0	825.084	825.084
**D	BLACKROCK INSTITUTIONAL POOLED FUND PLC	0	106.139	106.139
**D	VANGUARD INVESTMENT SERIES, PLC	0	7.316.131	7.316.131
**D	ADEPT INVESTMENT MANAGEMENT PLC	0	66.802	66.802

Azionisti:
 Azionisti in proprio: 9

1566 Teste:
 Azionisti in delega: 1557

Pagina 7

LISTA ESITO DELLE VOTAZIONE
 Oggetto: Bilancio di esercizio al 31 dicembre 2012

FAVOREVOLI

Badge	Ragione Sociale	Proprio	Delega	Totale
**D	SHELL TRUST (BERMUDA) LTD AS TRUSTEE OF THE SHELL OVERSEAS C.P. FUND	0	545.801	545.801
**D	NFS LIMITED	0	977.104	977.104
**D	SHELL TRUST (BERMUDA) LIMITED AS TRUSTEE	0	107.987	107.987
**D	LABOR PENSION FUND SUPERVISORY COMMITTEE	0	626.991	626.991
**D	LABOR PENSION FUND SUPERVISORY COMMITTEE	0	179.641	179.641
**D	LABOR PENSION FUND SUPERVISORY COMM TTEE-LABOR PENSION FUND 13.F.	0	254.629	254.629
**D	LABOR PENSION FUND SUPERVISORY COMMITTEE-LABOR PENSION FUND 13.F. NO 172	0	241.494	241.494
**D	MINEWORKERS PENSION SCHEME	0	1.801.913	1.801.913
**D	FSS TRUSTEE CORPORATION	0	3.366.784	3.366.784
**D	H.E.S.T. AUSTRALIA LIMITED	0	1.489.783	1.489.783
**D	SCHRODER GLOBAL ENHANCED INDEX FUND	0	710.549	710.549
**D	SAS TRUSTEE CORPORATION	0	1.016.303	1.016.303
**D	SAS TRUSTEE CORPORATION	0	534.212	534.212
**D	UBS GLOBAL ASSET MANAGEMENT FUND	0	606.450	606.450
**D	GOVERNMENT SUPERANNUATION FUND	0	1.120.881	1.120.881
**D	AVIVA INVESTORS	0	1.234.209	1.234.209
**D	JPMORGAN CHASE BANK - PB - UNITED STATES FOUNDATIONS - CRA TREATY	0	16.877	16.877
**D	JPMORGAN CHASE BANK	0	3.540	3.540
**D	BLACKROCK WHOLESAL INDEXED INTERNATIONA	0	601.620	601.620
**D	CAPITAL GUIDANCE (FUND) LTD	0	64.600	64.600
**D	BANCO CENTRAL DE TIMOR EST	0	155.978	155.978
**D	FIDELITY INVESTMENTS MONEY MANAGEMENT INC	0	758	758
**D	BANKING & PAYMENTS AUTHORITY OF TIMOR-LE	0	351.251	351.251
**D	BRUNEI SHELL PROVIDENT FUND BRUNEI SHELL PETROLEUM CO.SDN.	0	47.945	47.945
**D	BRUNEI SHELL RETIREMENT BENEFIT FUND	0	115.538	115.538
**D	WSSP INTERNATIONAL EQUITIES TRUST	0	49.372	49.372
**D	WSSP INTERNATIONAL EQUITIES TRUST	0	49.084	49.084
**D	WSSP INTERNATIONAL EQUITIES TRUST	0	138.200	138.200
**D	BANCO CENTRAL DE TIMOR EST	0	542.716	542.716
**D	PEOPLE'S BANK OF CHINA FOREIGN EXCH	0	7.004.000	7.004.000
**D	ROCKEFELLER & CO., INC	0	425.335	425.335
**D	AUSCOAL SUPERANNUATION FUND	0	101.500	101.500
**D	RETIREMENT BENEFITS FUND BOARD	0	566.625	566.625
**D	BLACKROCK GLOBAL LISTED INFRASTRUCTURE F	0	288.168	288.168
**D	T.ROWE PRICE GLOBAL INFRASTRUCTURE FUND	0	171.271	171.271
**D	THE BOEING COMPANY EMPLOYEE RETIREMENT P	0	719.139	719.139
**D	STATE SUPER FINANCIAL SERVICES AUSTRALIA	0	98.545	98.545
**D	BLACKROCK INDEXED ALL-COUNTRY EQUITY FUN	0	48.915	48.915
**D	QUEENSLAND LOCAL GOVERNMENT SUPERANNUATI	0	445.133	445.133
**D	JP MORGAN CHASE RETIREMENT PLAN	0	10.916	10.916
**D	SHELL FOUNDATION	0	67.834	67.834
**D	ONEPATH GLOBAL SHARES - LARGE CAP (UNHEDED) INDEX POOL	0	171.693	171.693
**D	NEW YORK LIFE INSURANCE COMPANY	0	32.732	32.732

114

13
 1557

LISTA ESITO DELLE VOTAZIONE

Oggetto: Bilancio di esercizio al 31 dicembre 2012

FAVOREVOLI

Badge	Ragione Sociale	Proprio	Delega	Totale
**D	SCHRODER GLOBAL DYNAMIC BLEND FUND	0	1.509.183	1.509.183
**D	VANGUARD CARBON AWARE INTERNATIONAL SHAR	0	68.052	68.052
**D	BLACKROCK FFISSION INDEXED INTL EQUITY FD	0	487.843	487.843
**D	FAMANDSFOPENSAM INVEST PSI 31 EUROPA A	0	533.060	533.060
**D	AXA EQUITABLE LIFE INSURANCE CO	0	133.404	133.404
**D	VANGUARD INTERNATIONAL SHARE INDEX FUND	0	2.340.132	2.340.132
**D	BP MASTER TRUST FOR EMPLOYEE PENSION PLA	0	453.166	453.166
**D	ALTRIA CORPORATE SERVICES MASTER RETIREMENT TRUST	0	206.900	206.900
**D	SCHRODER GLOBAL ACTIVE VALUE FUND	0	628.211	628.211
**D	SUPERANNUATION FUNDS MANAGEMENT CORPORATION OF SOUTH AUSTRALIA	0	176.484	176.484
**D	BT WHOLESAL CORE HEDGED GLOBAL SHARE FU	0	49.981	49.981
**D	TRUSTEE FOR INTERNATIONAL EQUITIES SECIO	0	233.305	233.305
**D	SUPER FUNDS MANAG CORP SOUTH AUSTRALIA	0	301.900	301.900
**D	BT INSTITUTIONAL CORE GLOBAL SHARE SECIO	0	260.591	260.591
**D	QANTAS SUPERANNUATION PLAN	0	274.538	274.538
**D	BT INTERNATIONAL FUND	0	211.704	211.704
**D	OPTIMIX WHOLESAL GLOBAL SHARE TRUST	0	206.033	206.033
**D	BT INSTITUTIONAL INTERNATIONAL SHARE INT	0	552.519	552.519
**D	FIDELITY INSTITUTIONAL PAN EUROPEAN FUND	0	168.993	168.993
**D	FIDELITY INSTITUTIONAL SELECT GLOBAL EQU	0	656.997	656.997
**D	BRITISH ASSETS TRUST PLC	0	448.805	448.805
**D	ALLIANZGI-FONDS DSPT	0	937.499	937.499
**D	AVIVA LIFE PENSIONS IRELAND LIMITED	0	809.761	809.761
**D	AXA ROSENBERG GLOBAL FUND	0	136.627	136.627
**D	AXA ROSENBERG EUROPEAN FUND	0	1.035.000	1.035.000
**D	FAMANDS PENSAM INVEST PSI 10 GLOBALE AKT	0	137.576	137.576
**D	FIDELITY INVESTMENT FUNDS - FIDELITY MONEYBUILDER WORLD INDEX FUND	0	7.577	7.577
**D	SCHRODER DIVERSIFIED GROWTH FUND	0	93.292	93.292
**D	AVIVA INVEST FUND DIVERSIFIED STRATEGY F	0	51.240	51.240
**D	VANTAGEPOINT OVERSEAS EQUITY INDEX FUND	0	126.228	126.228
**D	NEW YORK STATE COMMON RETIREMENT FUND	0	380.763	380.763
**D	AXA PREMIER VIP TRUST - MULTIMANGER INTE	0	126.834	126.834
**D	VARIABLE PORTE - PYRAMIS INT EQUITY FUND	0	2.006.029	2.006.029
**D	WYOMING RETIREMENT SYSTEM	0	673.937	673.937
**D	MUNICIPAL POLICE EMPLOYERS RETIREMENT SY	0	218.300	218.300
**D	EQ ADVISORS TRUST - EQ/INTERNATIONAL COR	0	274.801	274.801
**D	JNL/MELLON CAPITAL MANAGEMENT EUROPEAN 3	0	288.306	288.306
**D	EQ ADVISORS TST - ATM INTERNATIONAL PORT	0	407.433	407.433
**D	EQ ADVISORS TST - ATM INTERNATIONAL PORT	0	360.130	360.130
**D	JNL/MELLON CAPITAL MANAGE INTNAL INDEX F	0	1.059.344	1.059.344
**D	CITY OF PHILADELPHIA PUBLIC RETIREMENT	0	98.669	98.669
**D	CHURCH COMMISSIONERS FOR ENGLAND	0	94.140	94.140
**D	EQ ADVISORS TRUST- EQ/TEMPLETON GLOBAL E	0	56.873	56.873

Pagina 9

13
15571566 - Teste:
9 Azionisti in delega:Azionisti:
Azionisti in proprio:

245

LISTA ESITO DELLE VOTAZIONE

Oggetto: Bilancio di esercizio al 31 dicembre 2012

FAVOREVOLI

Badge	Regione Sociale	Proprio	Delega	Totale
**D	EQ ADVISORS TRUST - EQ/GLOBAL MULTI-SECT	0	369.190	369.190
**D	REYNOLDS AMERICAN DEFINED BENEFIT MASTER	0	574.200	574.200
**D	WYOMING RETIREMENT SYSTEM	0	212.939	212.939
**D	THE PUBLIC EDUCATION EMPLOYEE RETIREMENT SYSTEM OF MISSOURI	0	56.275	56.275
**D	THE PUBLIC SCHOOL RETIREMENT SYSTEM OF MISSOURI	0	495.947	495.947
**D	FUNDAO CALOUSTE GULBENKIAN	0	896.130	896.130
**D	STATE OF WYOMING, WYOMING STATE TREASURE	0	331.902	331.902
**D	RETIREMENT INCOME PLAN OF SAUDI ARABIAN	0	91.645	91.645
**D	EQ ADVISORS TRUST: EQ/PUTNAM INTERNA	0	790.648	790.648
**D	NEW YORK STATE COMMON RETIREMENT FUND	0	5.295.009	5.295.009
**D	COMMINGLED PENSION FUND ENHANCED INDEX)	0	169.181	169.181
**D	EQ ADVISORS TRUST ALLIANCEBERNSTEIN INTL	0	1.959.902	1.959.902
**D	NATIONWIDE INTERNATIONAL INDEX FUND	0	916.965	916.965
**D	JPMORGAN INTERNATIONAL EQUITY INDEX FUND	0	929.806	929.806
**D	BOILERMAKER BLACKSMITH NATIONAL PENSION	0	1.140.721	1.140.721
**D	SBC MASTER PENSION TRUST SBC MASTER PENSION TRUST 208	0	947.032	947.032
**D	NVIT INTERNATIONAL INDEX FUND	0	891.473	891.473
**D	YOUNG MENS CHRISTIAN ASSOC. RETIR FD	0	210.300	210.300
**D	KRAFT FOODS MASTER RETIREMENT TRUST	0	341.600	341.600
**D	T ROWE PRICE INTERNATIONAL EQUITY INDEX	0	216.570	216.570
**D	DALLAS POLICE AND FIRE PENSION SYSTEM	0	119.616	119.616
**D	ENSIGN PEAK ADVISORS INC.	0	1.579.000	1.579.000
**D	BLACKROCK INDEX SELECTION FUND	0	5.528.640	5.528.640
**D	BLACKROCK SELECTION FUND	0	755.237	755.237
**D	GOLDMAN SACHS STRUCTURED INTERNATIONAL TAX MANAGED EQUITY FUND	0	193.769	193.769
**D	SCHRODER QEP GLOBAL ACTIVE VALUE FUND	0	4.048.267	4.048.267
**D	SCHRODER QEP GLOBAL CORE FUND	0	351.341	351.341
**D	STATE STREET GLOBAL ADVISORS GROSS ROLL UP UNIT TRUST	0	255.879	255.879
**D	THE MASTER TRUST BANK OF JAPAN LTD	0	20.940.835	20.940.835
**D	THE MASTER TRUST BANK OF JAPAN, LTD AS TRUSTEE FOR MUTB400045796	0	5.934.319	5.934.319
**D	JPMORGAN EUROPEAN INVESTMENT TRUST PLC	0	1.854.466	1.854.466
**D	JPMORGAN FUND ICVC - JPM EUROPE FUND	0	1.804.066	1.804.066
**D	FOREIGN AND COLONIAL INVESTMENT TRUST PL	0	926.401	926.401
**D	ARAB FUND FOR ECONOMIC AND SOCIAL DEVELOPE	0	10.624	10.624
**D	KUWAIT FUND FOR ARAB ECONOMIC DEVELOPEMEN	0	73.122	73.122
**D	THE MASTER TRUST BANK OF JAPAN, LTD. AS TRUSTEE FOR MTRBJ400045798	0	1.053.072	1.053.072
**D	AVIVA LIFE & PENSIONS UK LIMITED	0	175.662	175.662
**D	FRIENDS LIFE COMPANY LIMITED	0	4.894.000	4.894.000
**D	SOMERSET COUNTY COUNCIL PENSION FUND	0	184.506	184.506
**D	STICHTING ALGEMEEN PENSIOENFONDS PROVISU	0	50.483	50.483
**D	SHELL CONTRIBUTORY PENSION FUND	0	1.482.070	1.482.070
**D	STICHTING SHELL PENSIOENFONDS	0	2.025.305	2.025.305
**D	JOHN LEWIS PARTNERSHIP PENSIONS TRUST AS	0	237.321	237.321

Azionisti:
Azionisti in proprio:1566
9Teste:
Azionisti in delega:13
1557

Pagina 10

146

Assemblea Ordinaria del 30 aprile 2013

LISTA ESITO DELLE VOTAZIONE

Oggetto: Bilancio di esercizio al 31 dicembre 2012

FAVOREVOLI

Badge	Ragione Sociale	Proprio	Delega	Totale
**D	BMW (UK) OPERATIONS PENSION SCHEME	0	1.062.578	1.062.578
**D	PLUMBING & MECHANICAL SERV (UK) INDUSTRY	0	96.121	96.121
**D	VAUXHALL & ASSOCIATED COMPANIES PENSION FUND	0	224.000	224.000
**D	THE CAR CARE PENSION PLAN	0	297.503	297.503
**D	SHELL AUSTRIA PENSIONSKASSE AG	0	187.705	187.705
**D	STICHTING PENSIOENFONDS VOOR HUISARTSEN	0	1.053.708	1.053.708
**D	ABBOTT LABORATORIES PENSION FUND (1966)	0	601.316	601.316
**D	SCHRODERS RETIREMENT BENEFITS SCHEME	0	31.421	31.421
**D	ROYAL BOROUGH OF KINGSTON UPON THAMES PE	0	164.230	164.230
**D	THE MASTER TRUST BANK OF JAPAN, LTD. AS TRUSTEE FOR MTBC4000045782	0	1.579.885	1.579.885
**D	THE MASTER TRUST BANK OF JAPAN, LTD. AS TRUSTEE FOR MUTB4000045792	0	6.026.354	6.026.354
**D	VANGUARD TOTAL INTERNATIONAL STOCK INDEX	0	31.998.707	31.998.707
**D	AQR INTERNATIONAL EQUITY FUND	0	334.175	334.175
**D	AQR GLOBAL EQUITY FUND	0	359.271	359.271
**D	PUBLIC EMPLOYEES RETIREMENT ASSOCIATION	0	1.091.150	1.091.150
**D	STATE OF NEW MEXICO STATE INVESTMENT COU	0	846.495	846.495
**D	MASTER TRUST BANK OF JAPAN, LTD. PENSION	0	5.924.682	5.924.682
**D	VANGUARD FID COMPANY EUROPEAN STOCK INDE	0	345.308	345.308
**D	ROYAL BANK OF CANADA TRUST COMPANY ASIA LIMITED AS TRUSTEE OF THE JF SAR EUROPEAN FUND	0	1.426.591	1.426.591
**D	MASTER INTERNATIONAL INDEX SERIES OF QUA	0	470.278	470.278
**D	SAMPENSION INVEST AFDELING GLOBAL AKTIEN	0	532.553	532.553
**D	OHIO POLICE & FIRE PENSION FUND	0	706.527	706.527
**D	AVIVA LIFE AND PENSIONS UK LIMITED	0	92.777	92.777
**D	AXA IRELAND PENSION FUND	0	335.000	335.000
**D	FRIENDS LIFE ASSURANCE SOCIETY PLC	0	188.000	188.000
**D	MASTER TRUST FOR NATIONAL PENSION FD	0	118.309	118.309
**D	GOLDMAN SACHS TRUST - GOLDMAN SACHS INTE	0	139.829	139.829
**D	HARTFORD LIFE INSURANCE COMPANY	0	197.844	197.844
**D	T ROWE PRICE REAL ASSETS FUND INC	0	570.844	570.844
**D	T.ROWE PRICE RETIREMENT DATE TRUST	0	30.651	30.651
**D	T ROWE PRICE REAL ASSETS TRUST I	0	27.560	27.560
**D	EQ ADVISORS TRUST-AXA TACTICAL MANAGER I	0	247.126	247.126
**D	IBM PERSONAL PENSION PLAN TRUST	0	1.167.250	1.167.250
**D	THE HARTFORD GLOBAL RESEARCH FUND	0	13.288	13.288
**D	HARTFORD GLOBAL RESEARCH HLS	0	13.226	13.226
**D	THE HARTFORD INTERNATIONAL SMALL CO	0	190.013	190.013
**D	SCHRODER INTERNATIONAL MULTI-CAP VALUE FUND	0	128.634	128.634
**D	RETIREMENT PLAN FOR EMPLOYEES OF AETNA I	0	157.139	157.139
**D	THE THOMSON HOLDINGS INC.GROUP PENSION PLAN TRUST	0	53.300	53.300
**D	FLEXSHARES MORNINGSTAR DEVELOPED MARKETS EX-US FACTOR TILT INDEX FUND	0	34.913	34.913
**D	ASPIRIANT RISK MANAGED GLOBAL EQUITY FUND	0	41.294	41.294
**D	VERMONT PENSION INVESTMENT COMMITTEE	0	161.094	161.094
**D	EAGLE INTERNATIONAL EQUITY FUND	0	4.722	4.722

Azionisti:
Azionisti in proprio:1566 Teste:
9 Azionisti in delega:13
1557

Pagina 11

147

LISTA ESITO DELLE VOTAZIONE

Oggetto: Bilancio di esercizio al 31 dicembre 2012

FAVOREVOLI

Badge	Ragione Sociale	Proprio	Delega	Totale
**D	PROVEDA GLOBAL EQUITY, LP	0	3.936	3.936
**D	JPMORGAN GLOBAL RESEARCH ENHANCED INDEX FUND	0	107.738	107.738
**D	AQR FUNDS- AQR MULTI-STRATEGY ALTERNATIV	0	1.565.841	1.565.841
**D	OWENS CORNING DEFINED BENEFIT MAS TR	0	87.588	87.588
**D	RESURRECTION HEALTH CARE PENSION PLAN	0	18.440	18.440
**D	RESURRECTION HEALTH CARE	0	47.294	47.294
**D	WEST SUBURBAN RETIREMENT INCOME PLAN	0	6.234	6.234
**D	CANADA POST CORPORATION PENSION PLAN	0	1.952.695	1.952.695
**D	MUNICIPAL EMPLOYEES PENSION PLAN	0	24.599	24.599
**D	NOVA SCOTIA ASSOC OF HEALTH ORG PENS PL	0	220.203	220.203
**D	MANULIFE INTERNATIONAL EQUITY INDEX FUND	0	96.741	96.741
**D	PERPETUAL ECONOMIC DIVERSIF. GLOBAL EQUI	0	58.474	58.474
**D	PERPETUAL SELECT INTERNAT SHARE FUND	0	37.937	37.937
**D	TECK COMINICO METALS LTD. PENSION PLAN F	0	111.800	111.800
**D	ELK VALLEY COAL MULTI UNIT MASTER TRUST	0	100.700	100.700
**D	BOMBARDIER TRUST (CANADA) GLOBAL EQUITIES FUND - BOMBARDIER INC -	0	18.993	18.993
**D	THE BOMBARDIER TRUST (UK)	0	67.042	67.042
**D	CHEVRON CANADA LIMITED MASTER TRUST	0	6.099	6.099
**D	CI CORPORATE CLASS LTD	0	29.050	29.050
**D	THE UNITED CHURCH OF CANADA PENSION PLAN	0	115.600	115.600
**D	ROYAL BANK OF CANADA (CHANNEL ISLANDS) L	0	123.068	123.068
**D	PACIFIC SALMON COMMISSION LSV	0	73.600	73.600
**D	ROYAL BANK OF CANADA CARIBBEAN	0	4.709	4.709
**D	UNIVERSE THE CMI GLOBAL NETWORK FUND	0	53.467	53.467
**D	RBC DISB RE CMI EURO TRCKR CMI ASSET MANAGEMENT (LUX) SA	0	61.289	61.289
**D	MARKS AND SPENCER WORLDWIDE MANAGED	0	406.574	406.574
**D	NUCLEAR LIABILITIES FUND LIMITED	0	173.169	173.169
**D	SAUDI ARABIAN MONETARY AGENCY	0	1.488.000	1.488.000
**D	WEST MIDLANDS METROPOLITAN AUTHORITY	0	744.800	744.800
**D	FRIENDS PROVIDENT PENSIONS LIMITED	0	1.216.000	1.216.000
**D	BBC PENSION SCHEME	0	3.781.365	3.781.365
**D	HSBC BANK PLC SA NEW CAPI	0	1.484.900	1.484.900
**D	THE BANK OF TOKYO-MITSUBISHI UFJ	0	220.213	220.213
**D	BBH B J T S RE CMA MFS EX-JAPAN GROWTH MOTHER FUND	0	29.024	29.024
**D	CARDIF ASSURANCE VIE	0	180.891	180.891
**D	CARDIF ASSURANCE RISQUES DIVERS	0	2.000.000	2.000.000
**D	FCP CAMGEST VALEURS EURO	0	55.000	55.000
**D	FCPE HORIZON EP. ACTION	0	412.704	412.704
**D	FCP GLOBAL EURO	0	50.000	50.000
**D	FCP GERISO	0	375.326	375.326
**D	FCP DIVERS D&O CAMGEST	0	49.002	49.002
**D	FCP CAMGESTION REUNICA	0	85.002	85.002
**D		0	64.735	64.735

Azionisti:
Azionisti in proprio: 1566Teste: 13
Azionisti in delega: 1557

Pagina 12

LISTA ESITO DELLE VOTAZIONE

Oggetto: Bilancio di esercizio al 31 dicembre 2012

FAVOREVOLI

Badge	Ragione Sociale	Proprio	Delega	Totale
**D	AVENIR EURO	0	300.000	300.000
**D	FCP LITHIUM	0	595.728	595.728
**D	FEDERIS AVENIR EURO-PE	0	1.008.700	1.008.700
**D	FCP BNP PARIBAS INDICE EURO	0	412.104	412.104
**D	FCP BNP PBAS EUROPE DIVIDENDE	0	1.230.155	1.230.155
**D	EASY ETF EURO STOXX 50	0	1.532.337	1.532.337
**D	FCP BNP PARIBAS ACTIONS EUROLAND	0	1.108.534	1.108.534
**D	FCP BNP ACTION EUROPE	0	37.043	37.043
**D	FCP FEDERIS EUROPE ACTIONS	0	31.200	31.200
**D	FUNDQUEST EUROPE MULTIM.	0	6.000	6.000
**D	FEDERIS EPARGNE EQUILLIBREE	0	58.800	58.800
**D	AXA ROSENBERGER INTERNATIONAL	0	115.000	115.000
**D	AXA ROSENBERG EUROBLOC	0	2.745.000	2.745.000
**D	BARYUM QUANT FCP	0	325.000	325.000
**D	AXA ROS GLOBAL EQUITIES DBVL	0	776.000	776.000
**D	PARVEST	0	4.221.865	4.221.865
**D	PARWORLD	0	409.361	409.361
**D	AXA LUXEMBOURG FUND	0	120.000	120.000
**D	GA FUND B	0	324.273	324.273
**D	POOL I GLOBAL HIGH DIVIDEND EQUITY POOL	0	256.516	256.516
**D	BNP PARIBAS LI	0	1.266.213	1.266.213
**D	BNP PARIBAS FUND III NV	0	2.966.879	2.966.879
**D	SANLAM UNIVERSAL FUNDS PUBLIC LIMITED CO	0	335.471	335.471
**D	NORGES BANK (CENTRAL BANK OF NORWAY)	0	4.261.401	4.261.401
**D	GOVERNMENT OF NORWAY	0	170.942.705	170.942.705
**D	AXA INSURANCE LIMITED	0	444.000	444.000
**D	AXA INSURANCE UK PLC	0	84.000	84.000
**D	AXA-EB 510	0	88.000	88.000
**D	CENTRAL FINANCE BOARD OF THE METHODIST	0	50.000	50.000
**D	HSBC EUROPEAN INDEX FUND	0	472.430	472.430
**D	HSBC INVESTMENT FUNDS (UK) LIMITED	0	85.407	85.407
**D	HSBC FTSE EPRA/NAREIT DEVELOPED ETF	0	302.166	302.166
**D	HSBC ETFs PUBLIC LIMITED COMPANY	0	175.163	175.163
**D	PSIGMA GLOBAL EQUITY F	0	115.400	115.400
**D	MERSEYSIDE PENSION FUND	0	300.000	300.000
**D	CHESS INTERNATIONAL PROPERTIES, LTD.	0	8.741	8.741
**D	STATES OF JERSEY COMMON INVESTMENT FUND	0	79.352	79.352
**D	FUNDO DE PENSÕES	0	600.449	600.449
**D	INTERNATIONAL EQUITY PARTNERS	0	65.305	65.305
**D	HK MONETARY AUTHORITY	0	3.550.465	3.550.465
**D	HONG KONG SPECIAL ADMIN EXCHANGE FD	0	963.936	963.936
**D	THYSSEN GLOBAL INVESTMENTS CORP	0	28.452	28.452
**D	SHY LLC	0	30.819	30.819

Azionisti:
Azionisti in proprio:1566 Teste:
9 Azionisti in delega:

Pagina 13

13
1557

149

LISTA ESITO DELLE VOTAZIONE

Oggetto: Bilancio di esercizio al 31 dicembre 2012

FAVOREVOLI

Badge	Ragione Sociale	Proprio	Delega	Totale
**D	FS PARAMETRIC PARTNERS	0	8.870	8.870
**D	INTERNATIONAL EQUITY FUND	0	58.453	58.453
**D	KAUST INVESTMENTS SH LIMITED	0	35.408	35.408
**D	KAUST INVESTMENTS SH LIMITED	0	509.253	509.253
**D	NORTHERN TRUST UCITS COMMON CONTRACTUAL	0	236.762	236.762
**D	COLORADO PUBLIC EMPLOYEES RETIREMENT	0	2.224.433	2.224.433
**D	AMERICAN BAR ASSOCIATION	0	71.600	71.600
**D	INT.MONETARY FUND STAFF RET.PLAN	0	26.409	26.409
**D	LSAAV, LLC	0	221.000	221.000
**D	PZENA VALUE GROUP TRUST	0	870.170	870.170
**D	VALUEQUEST PARTNERS LLC	0	76.500	76.500
**D	PZENA INTERNATIONAL VALUE SERVICE	0	8.052	8.052
**D	DYNASTY INVEST, LTD	0	7.909	7.909
**D	LAS OLAS EQUITY PARTNERS LP	0	42.390	42.390
**D	LTW GROUP HOLDINGS, LLC	0	62.563	62.563
**D	LTW INVESTMENTS LLC	0	776	776
**D	MF INTERNATIONAL FUND LLC	0	20.087	20.087
**D	QS INVESTORS DBI ALL COUNTRY GLOBAL EQUITY FUND LP	0	30.578	30.578
**D	LSAAV, LLC	0	31.700	31.700
**D	BUNTING INTERNATIONAL DEVELOPED EQUITY TE LLC	0	11.338	11.338
**D	DELFINCO, LP	0	47.721	47.721
**D	HASLAM FAMILY INVESTMENT PARTNERSHIP	0	4.556	4.556
**D	ORIZABA, LP	0	67.976	67.976
**D	SENTINEL INTERNATIONAL TRUST	0	7.348	7.348
**D	SENTINEL INTERNATIONAL FUND	0	19.230	19.230
**D	FOURTH AVENUE INVESTMENT COMPANY	0	19.861	19.861
**D	BANK OF BOTSWANA	0	121.201	121.201
**D	COMMON MONTHLY INTL EX-JAPAN EQUITY	0	381.887	381.887
**D	CENTRAL PROVIDENT FUND BOARD	0	68.597	68.597
**D	NATIONAL UNIVERSITY OF SINGAPORE	0	40.908	40.908
**D	FIDELITY INVEST INTL VALUD FD	0	278.735	278.735
**D	NAV CANADA PENSION PLAN	0	114.669	114.669
**D	DUKE ENERGY CORPORATION MASTER RET	0	219.200	219.200
**D	MICROSOFT GLOBAL FINANCE LIMITED	0	669.892	669.892
**D	MICROSOFT GLOBAL FINANCE LIMITED	0	397.250	397.250
**D	STATE UNIVERSITIES RETIREMENT SYSTEM	0	488.615	488.615
**D	STATE UNIVERSITIES RETIREMENT SYSTEM	0	89.000	89.000
**D	NORTH DAKOTA STATE INVESTMENT BOARD	0	265.900	265.900
**D	CATERPILLAR INC INVEST TRUST	0	167.550	167.550
**D	CATERPILLAR INC MASTER RETIRE TRUST	0	868.908	868.908
**D	COVENANT HEALTH	0	30.600	30.600
**D	LSV INTERNATIONAL VALUE EQUITY TST	0	2.650.700	2.650.700
**D	PUBLICX SUPER MARKETS	0	61.400	61.400

Azionisti:
Azionisti in proprio:1566 Teste:
9 Azionisti in delega:

Pagina 14

13
1557

Assemblea Ordinaria del 30 aprile 2013

LISTA ESITO DELLE VOTAZIONE

Oggetto: Bilancio di esercizio al 31 dicembre 2012

FAVOREVOLI

Badge	Ragione Sociale	Proprio	Delega	Totale
**D	COMMONWEALTH SUPERANNUATION CORP. ARIA	0	683.842	683.842
**D	HUBBELL INC MASTER PENS TRUST	0	193.771	193.771
**D	THE SISTERS OF ST FRANCIS OF PHILAD.	0	50.400	50.400
**D	FORD MOTOR COMPANY DEFINED BENEFIT	0	225.740	225.740
**D	FORD MOTOR COMPANY DEFINED BENEFIT	0	340.616	340.616
**D	FORD MOTOR COMPANY DEFINED BENEFIT	0	374.012	374.012
**D	KBC INVESTMENT TRUST	0	117.891	117.891
**D	MARY K MC QUISTON MCCAW	0	15.100	15.100
**D	NORTHERN INTL EQUITY INDEX FUND	0	1.373.511	1.373.511
**D	THE MASTER TRUST OF JAPAN	0	43.823	43.823
**D	MT AGREEMENT BETWEEN PFIZERENT COMPANY	0	1.166.127	1.166.127
**D	NT GLOBAL INVESTMENT COLL FUNDS	0	11.124.305	11.124.305
**D	VOLUNTARY EMPLOYEES BENEFICIARY ASSOCIAT	0	24.960	24.960
**D	1999 VOLUNTARY EMPLOYEES' BENEFICIARY	0	19.623	19.623
**D	THE HENRY SMITH CHARITY	0	265.938	265.938
**D	TRINITY COLLEGE	0	46.882	46.882
**D	MS FUND LP	0	79.752	79.752
**D	NEW ZEALAND SUPERANNUATION FUND	0	990.577	990.577
**D	ST. JOSEPH HEALTH SYSTEM	0	66.049	66.049
**D	CAFEPILLAR INC MASTER RETIRE TRUST	0	381.176	381.176
**D	LOCKHEED MARTIN CORP MASTER TRUST	0	27.503	27.503
**D	LOCKHEED MARTIN CORP MASTER TRUST	0	138.462	138.462
**D	LOCKHEED MARTIN CORPORATION BENEFIT TRUS	0	21.656	21.656
**D	MT AGREEMENT BETWEEN PFIZERENT COMPANY	0	25.202	25.202
**D	CLEARWATER INTERNATIONAL FUND	0	84.176	84.176
**D	SPRING CREEK INVESTORS LLC	0	5.286	5.286
**D	ACCIDENT COMPENSATION CORPORATION	0	1.861.599	1.861.599
**D	ADVOCATE HEALTH CARE NETWORK	0	529.700	529.700
**D	RET.PLAN FOR CHICAGO TRANSIT AUT.EMP	0	83.900	83.900
**D	MARSH E MCLENNAN RETIREMENT TRUST	0	168.700	168.700
**D	FIRE AND POLICE PENSION FUND SAN ANTONIO	0	195.700	195.700
**D	TRIAD FOUNDATION INC	0	19.200	19.200
**D	UTAH STATE RETIREMENT SYSTEMS	0	960.341	960.341
**D	NATIONAL COUNCIL FOR SOCIAL SEC FUND	0	105.347	105.347
**D	CITY OF FRESNO RETIREMENT SYSTEM	0	240.701	240.701
**D	CITY OF MILWAUKEE EMPLOY RETIREMENT	0	624.606	624.606
**D	COCA-COLA MASTER RETIREMENT TRUST	0	1.603.300	1.603.300
**D	EMPLOYEES RET FUND - CITY OF DALLAS	0	95.018	95.018
**D	FIDELITY SALEM STREET TRUST	0	496.594	496.594
**D	STICHTING INSTITUUT GAK	0	29.441	29.441
**D	KBCAM INSTITUTIONAL FUNDS PLC	0	605.819	605.819
**D	LOS ANGELES CITY EMPLOYEES RETIREM.	0	530.007	530.007
**D	MARSH E MCLENNAN RETIREMENT TRUST	0	435.368	435.368

Azionisti:

Azionisti in proprio:

1566

Teste:

9 Azionisti in delega:



13

1557

Pagina 15

LISTA ESITO DELLE VOTAZIONE

Oggetto: Bilancio di esercizio al 31 dicembre 2012

FAVOREVOLI

Badge	Ragione Sociale	Proprio	Delega	Totale
**D	R.R. DONNELLEY E SONS RET BENEF PLAN	0	565.949	565.949
**D	SAN FRANCISCO CITY E COUN.RET. SYSTEM	0	1.155.453	1.155.453
**D	TENNESSE CONSOLIDATED RETIREMENT SYSTEM	0	1.486.738	1.486.738
**D	UNION PACIFIC CORP MASTER RET TRUST	0	605.600	605.600
**D	VAN ANDEL INSTITUTE	0	37.147	37.147
**D	GOODYEAR TIRE RUBBER INVEST PLAN FD	0	253.256	253.256
**D	NATIONAL COUNCIL FOR SOCIAL SEC FUND	0	113.190	113.190
**D	A I DUPONT TESTAMENTARY TRUST	0	226.866	226.866
**D	CITY OF LOS ANGELES FIRE POLICE PLAN	0	344.818	344.818
**D	FORD OF CANADA MASTER TRUST FUND	0	104.333	104.333
**D	HALIFAX REGIONAL MUNICIPAL MASTER TRUST	0	29.971	29.971
**D	ONTARIO PUBLIC SERVICE EMPLOYEES UNION P	0	55.230	55.230
**D	NORTHERN TRUST ROBUSTA FUND	0	781.756	781.756
**D	NT INVESTMENT FUNDS PUBLIC LTD CO	0	318.691	318.691
**D	NORTHERN TRUST UNIT TRUST	0	727.459	727.459
**D	LEGALEGENERAL EUROPEAN INDEX TRUST	0	3.431.370	3.431.370
**D	RBS LEGAL E GENERAL INTL INDEX TRUST	0	109.778	109.778
**D	NEW IRELAND ASSURANCE COMPANY PLC	0	404.436	404.436
**D	GARD COMMON CONTRACTUAL FUND	0	98.831	98.831
**D	CABLE E WIRELESS SUPERANNUATION FUND	0	314.075	314.075
**D	CABLE & WIRELESS WORLDWIDE RETIREMENT PL	0	370.075	370.075
**D	CHURCH OF ENGLAND INV FD FOR PENSION	0	63.952	63.952
**D	PFIZER IRELAND PENSION PLAN	0	103.158	103.158
**D	PFIZER IRELAND RINGASKIDDY PENSION PLAN	0	19.966	19.966
**D	STICHTING PENSIOENFONDS SAGITTARIUS	0	302.627	302.627
**D	STICHTING PENSIOENFONDS VAN DE METALEKTR	0	2.927.199	2.927.199
**D	WHEELS COMMON INVESTMENT FUND	0	123.071	123.071
**D	WHEELS COMMON INVESTMENT FUND	0	118.288	118.288
**D	WHEELS COMMON INVESTMENT FUND	0	117.709	117.709
**D	STICHTING PENSIOENFONDS AKZO NOBEL	0	788.157	788.157
**D	JAGUAR PENSION PLAN	0	239.187	239.187
**D	LOTHIAN PENSION FUND	0	517.449	517.449
**D	UNILEVER UK PENSION FUND	0	242.779	242.779
**D	IBM PENSION PLAN	0	540.229	540.229
**D	SUPERANN ARRANGE UNIVERSITY LONDON	0	197.008	197.008
**D	LOMBARD ODIER DARIER HFM SA INSTITUTIONNEL-3D	0	43.994	43.994
**D	NIKKO AM WORLD FDS-AM INTECH GLOBAL CORE FUND	0	98.612	98.612
**D	TRUST E CUSTODY SERVICES BANK LTD	0	2.231.275	2.231.275
**D	TRUST & CUSTODY SERVICES BANK LTD	0	250.838	250.838
**D	TRUST & CUSTODY SERVICES BANK LTD AS TRUSTEE FOR PENSION INVESTMENT FUND TRUST NUMBER 21	0	21.853	21.853
**D	TRUST & CUSTODY SERVICES BANK LTD AS TRUSTEE FOR PENSION INVESTMENT FUND TRUST NUMBER 30	0	28.366	28.366
**D	BAERUM KOMMUNE	0	7.333	7.333
**D	NIKKO AM INVESTMENT TRUST (LUXEMBOURG) - NIKKO AM INTECH KOKUSAI FUND	0	311.830	311.830
**D	ABU DHABI RETIREMENT PENSION FUND	0		


Azionisti:
Azionisti in proprio:

1566

Teste:

9

Azionisti in delega:



13

1557

Pagina 16

LISTA ESITO DELLE VOTAZIONE
 Oggetto: Bilancio di esercizio al 31 dicembre 2012

FAVOREVOLI

Badge	Ragione Sociale	Proprio	Delega	Totale
**D	SYNTRUS ACHMEA MULTI MANAGER POOL EUROPE	0	454.577	454.577
**D	STICHTING PENSIOENFONDS SDB	0	42.951	42.951
**D	STICHTING PENSIOENFONDS CAMPINA	0	164.249	164.249
**D	VERDIPAPIRFONDET KLP AKSJEGLOBAL 1	0	564.813	564.813
**D	VERDIPAPI KLP AKSJEUOPA INDEKS 1	0	259.149	259.149
**D	STICHTING DELA DEPOSITARY AND MANAGEMENT	0	483.664	483.664
**D	KOMMUNAL LANDSPENSJONSKASSE GJENSIDIG FO	0	479.200	479.200
**D	IPM FUNDAMENTAL UMBRELLA FUND	0	363.082	363.082
**D	CATERPILLAR INC GROUP INSURANCE PLAN TRUST	0	65.035	65.035
**D	TYCO ELECTRONICS DEFINED MASTER TRUST	0	71.000	71.000
**D	GUIDE STONE FUNDS - INTERNATIONAL EQUITY	0	436.063	436.063
**D	CONTINENTAL AIRLINES PENSION MASTER T	0	419.122	419.122
**D	ACORN 1998 TRUST	0	700	700
**D	JTW TRUST NO. 3 UAD 9/19/02	0	25.003	25.003
**D	JTW TRUST NO. 1 UAD 9/19/02	0	15.867	15.867
**D	JTW TRUST NO. 4 UAD 9/19/02	0	39.595	39.595
**D	JTW TRUST NO. 2 UAD 9/19/02	0	16.567	16.567
**D	NTGI-OM COMMON DAILY EAFE INDEX FUND - N	0	218.429	218.429
**D	LJR LIMITED PARTNERSHIP	0	334.016	334.016
**D	NON CONTRIBUTORY OF MINE SAFETY	0	168.520	168.520
**D	NTGI-OM COMMON DAILY ALL COUNTRY WORLD E	0	161.142	161.142
**D	HRW TESTAMENTARY TRUST NO 3	0	15.566	15.566
**D	HRW TESTAMENTARY TRUST NO 1	0	51.069	51.069
**D	HRW TRUST NO 2 UAD 01/17/03	0	14.147	14.147
**D	HRW TESTAMENTARY TRUST NO. 10	0	45.753	45.753
**D	HRW TRUST NO 1 UAD 01/17/03	0	14.147	14.147
**D	HRW TESTAMENTARY TRUST NO. 11	0	10.835	10.835
**D	HRW TESTAMENTARY TRUST NO 6	0	53.960	53.960
**D	HRW TESTAMENTARY TRUST NO 4	0	12.164	12.164
**D	HRW TESTAMENTARY TRUST NO. 9	0	35.595	35.595
**D	HRW TESTAMENTARY TRUST NO. 8	0	19.372	19.372
**D	HRW TESTAMENTARY TRUST NO 2	0	7.637	7.637
**D	HRW TESTAMENTARY TRUST NO. 7	0	19.372	19.372
**D	HRW TRUST NO 4 UAD 01/17/03	0	20.856	20.856
**D	HRW TESTAMENTARY TRUST NO 5	0	32.755	32.755
**D	HRW TESTAMENTARY TRUST NO. 12	0	9.981	9.981
**D	HRW TRUST NO 3 UAD 01/17/03	0	20.856	20.856
**D	LOCKHEED MARTIN CORPORATION SALARIED SAV	0	10.326	10.326
**D	1982 SMITH TRUST	0	136.977	136.977
**D	SILVER GROWTH FUND, LP	0	6.992	6.992
**D	ESSEX COUNTY COUNCIL PENSION FUND	0	255.385	255.385
**D	UNITED NATIONS RELIEF AND WORKS FOR PALESTINIAN REFUGEES IN THE NEAR EAST	0	29.104	29.104
**D	MUNICIPAL EMP ANNUITY E BEN ED CHICA	0	205.300	205.300

153

Azionisti:
 Azionisti in proprio:

1566 Tesse:
 9 Azionisti in delega:



13
 1557

LISTA ESITO DELLE VOTAZIONE

Oggetto: Bilancio di esercizio al 31 dicembre 2012

FAVOREVOLI

Badge	Ragione Sociale	Proprio	Delega	Totale
**D	MUNICIPAL EMP ANNUITY E BEN FD CHICA	0	117.517	117.517
**D	FLORIDA PREPAID COLLEGE BOARD	0	272.619	272.619
**D	HERSHEY FOOD MASTER RETIREMENT TST	0	9.173	9.173
**D	THE MOTOROLA PENSION SCHEME	0	548.334	548.334
**D	PUBLIC SCHOOL TEACHERS PNS E RET.FND CHICAGO	0	168.146	168.146
**D	QM COMMON DAILY WORLD INDEX FUND	0	235.893	235.893
**D	WILSHIRE VIT INTERNATIONAL EQUITY FUND	0	5.237	5.237
**D	BLUE SKY GROUP	0	2.155.191	2.155.191
**D	CHILDREN'S HELATHCARE ATLANTIA INC	0	235.635	235.635
**D	BELLSOUTH CORPORATE TRUST UNDER EXECUTIV	0	351.800	351.800
**D	BELLSOUTH TELECOMMUNICATIONS INC TRUST	0	9.500	9.500
**D	BELLSOUTH TELECOM EXECUTIVE BENEFIT	0	173.300	173.300
**D	FCP VH CAAM ACTIONS	0	225.000	225.000
**D	FCP DIVERSIFIE D&O CPR	0	181.902	181.902
**D	FCP CALCIUM QUANT	0	208.624	208.624
**D	AXA VITA SA	0	542.821	542.821
**D	AXA ASSICURAZIONI SA	0	59.459	59.459
**D	ASR SCHADEVERZEKERING N.V.	0	71	71
**D	STICHTING ASR BEWAARDER	0	127.775	127.775
**D	N.V. AMERSFOORTSE ALGEMENE VERZEKERING M	0	23	23
**D	SECUREX LEVEN VERENIGING VOOR ONDERLINGE	0	240.612	240.612
**D	BAYERNINVEST KAG MBH	0	2.531.834	2.531.834
**D	FIDEURAM GESTIONS S.A. FIDEURAM FUND EQUITY EUROPE	0	55.000	55.000
**D	FIDEURAM GESTIONS S.A. FIDEURAM FUND EQUITY ITALY	0	400.000	400.000
**D	FIDEURAM GESTIONS S.A. FONDITALIA EQUITY ITALY	0	3.000.000	3.000.000
**D	INTERFUND SICAV INTERFUND EQUITY ITALY	0	620.000	620.000
**D	S2G	0	1.132.209	1.132.209
**D	CPR AM	0	620.709	620.709
**D	AXA INVESTMENT MANAGERS PARIS	0	199.452	199.452
**D	MACIF GESTION	0	796.268	796.268
**D	AMUNDI	0	164.832	164.832
**D	ETOLLE GESTION	0	646.618	646.618
**D	BROWN BROTHERS HARRIMAN TRUSTEE SERVICES (IRELAND) LIMITED	0	484.864	484.864
**D	HARTFORD INTERNATIONAL - GLOBAL EQUITY (EX-JAPAN) INDEX FUND	0	535.601	535.601
**D	ACBERNSTEIN	0	3.235	3.235
**D	SEI GLOBAL MASTER FUND PLC SEI INVESTMENTS	0	20.629	20.629
**D	PIONEER INVESTMENT MANAGEMENT SGRPA / AZIONARIO CRESCITA	0	1.584.004	1.584.004
**D	NATIXIS AM	0	304.800	304.800
**D	ALLIANZGI GLOBAL EQUITY & CONVERTIBLE INCOME FUND	0	54.358	54.358
**D	PIONEER ASSET MANAGEMENT S.A.	0	1.669.832	1.669.832
**D	ROSSINI LUX FUND AZIONARIO EURO	0	41.000	41.000
**D	EEF EQUITY ITALY	0	1.307.000	1.307.000
**D	EEF EQUITY EUROPE LTE	0	819.000	819.000

Azionisti:

Azionisti in proprio:

1566 Feste

9 Azionisti in delega:

13

1557

Pagina 18

LISTA ESITO DELLE VOTAZIONE

Oggetto: Bilancio di esercizio al 31 dicembre 2012

FAVOREVOLI

Badge	Regione Sociale	Proprio	Delega	Totale
**D	EIS PB EQUITY EUR	0	2.870.500	2.870.500
**D	EEF EQUITY EURO LTE	0	295.000	295.000
**D	EIS EUROPE EQUITIES	0	62.000	62.000
**D	EEF EQUITY ITALY LTE	0	973.000	973.000
**D	ROSSINI LUX FUND BILANCIATO	0	2.000	2.000
**D	EEF EQUITY UTILITIES LTE	0	89.000	89.000
**D	EIS FLEXIBLE BETA TOTAL RETURN	0	1.600.000	1.600.000
**D	EMAF DYNAMIC	0	40.000	40.000
**D	ARROWSTREET GLOBAL EQUITY ALPHA EXTENSION FUND	0	811.020	811.020
**D	UBS FUND MANAGEMENT (SWITZERLAND) AG	0	1.104.479	1.104.479
**D	UBS FUND MANAGEMENT (SWITZERLAND) AG	0	3.292.638	3.292.638
**D	EAFON VANCE INTERNATIONAL (IRELAND) FUNDS PLC	0	4.170	4.170
**D	UNITED FOOD + COMMERCIAL WORKERS INT PENSION PLAN FOR EMPLOYEES	0	57.200	57.200
**D	PANAGORA DIVERSIFIED RISK MULTI-ASSET FUND LTD	0	26.631	26.631
**D	SDA INTERNATIONAL EQUITY INDEX FUND	0	142.000	142.000
**D	STICHTING MN SERVICES EUROPE EX UK EQUITY FUND	0	5.062	5.062
**D	STICHTING PGM DEPOSITARY	0	9.318.490	9.318.490
**D	NATIONAL COUNCIL FOR SOCIAL SECURITY FUND	0	383.563	383.563
**D	AEGON CUSTODY B.V	0	544.935	544.935
**D	COLONIAL FIRST STATE INVESTMENT LTD	0	878.809	878.809
**D	COLONIAL FIRST STATE INVESTMENT LTD	0	1.523.762	1.523.762
**D	BRICKLAYERS + TROWEL TRADES INTERNATIONAL PENSION FUND	0	71.200	71.200
**D	STICHTING PENSIOENFONDS METAAL EN TECHNIEK	0	2.386.608	2.386.608
**D	LEGG MASON INVESTMENT (LUXEMBOURG) S.A.	0	41.568	41.568
**D	AGF GLOBAL VALUE FUND	0	1.370.549	1.370.549
**D	STANDARD LIFE INVESTMENT LIMITED	0	109.168	109.168
**D	AGF WORLD BALANCED FUND	0	297.300	297.300
**D	THE NOMURA TRUST AND BANKING CO LTD	0	210.294	210.294
**D	THE NOMURA TRUST AND BANKING CO LTD	0	3.724	3.724
**D	COUNTRYWIDE ASSURED PLC	0	126.205	126.205
**D	NATIONAL PENSION SERVICE.	0	474.521	474.521
**D	FRIENDS PROVIDENT LIFE AND PENSIONS EXCHANGE HOUSE	0	925.251	925.251
**D	MACQUAIRE INVESTMENT MANAGEMENT LIMITED	0	537.350	537.350
**D	COLONIAL FIRST STATE INVESTMENT LTD	0	73.436	73.436
**D	STICHTING MN SERVICES AANDELENFONDS EUROPA	0	280.218	280.218
**D	LEGAL AND GENERAL ASSURANCE PENSIONS MANAGEMENT LIMITED	0	46.308.650	46.308.650
**D	IRISH LIFE ASSURANCE	0	4.809.480	4.809.480
**D	PANAGORA DYNAMIC INTERNATIONAL EQUITY EXTENDED ALPHA FUND	0	127.654	127.654
**D	SANDERS CAPITAL	0	159.700	159.700
**D	AQR GLOBAL STOCK SELECTION MASTER ACCOUNT LP	0	1.230.921	1.230.921
**D	AQR ABSOLUTE RETURN MASTER ACCOUNT LP	0	1.384.937	1.384.937
**D	AQR GLOBAL STOCK SELECTION HV MASTER ACCOUNT LTD	0	619.810	619.810
**D	MISSOURI LOCAL GOVERNMENT EMPLOYEES RETIREMENT SYSTEM	0	475.944	475.944

LISTA ESITO DELLE VOTAZIONE

Oggetto: Bilancio di esercizio al 31 dicembre 2012

FAVOREVOLI

Badge	Ragione Sociale	Proprio	Delega	Totale
**D	AFEGON CUSTODY B.V.	0	3.208.287	3.208.287
**D	AVIVA INVESTORS BALANCED MANAGED FUND	0	20.488	20.488
**D	LEGAL AND GENERAL ASSURANCE SOCIETY LIMITED	0	1.455.117	1.455.117
**D	AVIVA INVESTORS INTERNATIONAL INDEX TRACKING FUND	0	135.934	135.934
**D	ALPHA INTERNATIONAL SELECT EDGE STATE STREET FINANCIAL CENTER	0	40.455	40.455
**D	LYNX MULTI STRATEGY EUROPE FUND SSARIS ADVISORS LLC	0	5.587	5.587
**D	UBS FUND MANAGEMENT (LUXEMBOURG) SA	0	2.566.761	2.566.761
**D	AGF INTERNATIONAL STOCK CLASS	0	1.177.986	1.177.986
**D	AGF GLOBAL VALUE CLASS	0	270.370	270.370
**D	AGF EUROPEAN EQUITY CLASS	0	1.376.833	1.376.833
**D	LAZARD ASSET MANAGEMENT LTD.	0	1.253.020	1.253.020
**D	UBS (LUX) KEY SELECTION SICAV 2	0	655.908	655.908
**D	UBS (LUX) EQUITY SICAV	0	5.969	5.969
**D	UBS (LUX) STRATEGY XTRA SICAV	0	59.767	59.767
**D	UBS (LUX) SICAV 1	0	47.857	47.857
**D	TOWERS WATSON U.S. PENSION PLAN TRUST	0	252.875	252.875
**D	THE METHODIST HOSPITAL	0	84.270	84.270
**D	LOCKHEED MARTIN SUPPLEMENTAL EXCESS RETIREMENT TRUST	0	8.766	8.766
**D	XEROX CORPORATION RETIREMENT & SAVINGS PLAN	0	102.900	102.900
**D	NOVARTIS CORPORATION PENSION MASTER TRUST	0	74.330	74.330
**D	BARMENIA LEBENSVERSICHERUNG AG	0	600.000	600.000
**D	STAYE FARM VARIABLE PRODUCT TRUST, INTERNATIONAL EQ INDEX F	0	160.263	160.263
**D	TEACHERS' RETIREMENT SYSTEM OF THE STATE OF ILLINOIS	0	1.064.238	1.064.238
**D	KAISER PERMANENTE MASTER TRUST	0	980.000	980.000
**D	HIRTLE CALLAGHAN TRUST INTERNATIONAL EQUITY PORTFOLIO	0	320.276	320.276
**D	HC CAPITAL TRUST- THE INSTITUTIONAL INTERNATIONAL EQUITY PTF	0	526.238	526.238
**D	ARKWRIGHT, LLC	0	16.487	16.487
**D	AMERICAN CANCER SOCIETY INC RETIREMENT ANNUITY PLAN	0	57.435	57.435
**D	KAISER FOUNDATION HOSPITALS	0	387.600	387.600
**D	FIDELITY INVESTMENT TRUST: FIDELITY TOTAL INT EQUITY FUND	0	214.767	214.767
**D	FIDELITY RUTLAND SQUARE TRUST II: STRATEGIC ADVISERS INT II F	0	519.400	519.400
**D	FIDELITY RUTLAND SQUARE TR II: STRAT ADV INT MULTI-MANAGER F	0	18.821	18.821
**D	FIDELITY INVESTMENT TRUST: FIDELITY SERIES INTVALUE FUND	0	16.488.322	16.488.322
**D	LONDON BOROUGH OF TOWER HAMLETS PENSION FUND	0	1.229.623	1.229.623
**D	CONOCOPHILLIPS PENSION PLAN	0	191.709	191.709
**D	FAMILY INVESTMENTS CHILD TRUST FUND	0	160.887	160.887
**D	FAMILY INVESTMENTS GLOBAL ICVC FAMILY BALANCED INT FUND	0	243.991	243.991
**D	JOHN HANCOCK VARIABLE INS. TRUST INTERNATIONAL CORE TRUST	0	3.108.844	3.108.844
**D	JOHN HANCOCK TRUST INTERNATIONAL EQUITY INDEX TRUST B	0	252.346	252.346
**D	NOTTINGHAMSHIRE COUNTY COUNCIL PENSION FUND	0	351.550	351.550
**D	JOHN HANCOCK FUNDS III INTERNATIONAL CORE FUND	0	4.885.225	4.885.225
**D	HSBC AS TRUSTEE FOR SSGA EUROPE EX UK EQUITY TRACKER FUND	0	229.975	229.975
**D	BNY MELLON TR+DEP ATF ST. JAMES'S PLACE GLOBAL EQ UNIT TR	0	488.162	488.162

Azionisti:
Azionisti in proprio:1566 Teste.
Azionisti in delega:

13
1557

Pagina 20

156

Assemblea Ordinaria del 30 aprile 2013

LISTA ESITO DELLE VOTAZIONE

Oggetto: Bilancio di esercizio al 31 dicembre 2012

FAVOREVOLI

Badge	Ragione Sociale	Proprio	Delega	Totale
**D	WELLS FARGO ADVANTAGE UTILITIES AND HIGH INCOME FUND	0	350.000	350.000
**D	WELLS FARGO ADVANTAGE GLOBAL DIVIDEND OPPORTUNITY FUND	0	3.300.000	3.300.000
**D	LAUDUS INTERNATIONAL MARKETMASTERS FUND	0	99.769	99.769
**D	SCHWAB INTERNATIONAL CORE EQUITY FUND	0	122.774	122.774
**D	SCHWAB INTERNATIONAL EQUITY ETF	0	652.456	652.456
**D	MANAGED PENSION FUNDS LIMITED	0	8.843.222	8.843.222
**D	CGE INVESTMENTS (NO. 2) S.A.R.L.	0	205.899	205.899
**D	JOHN HANCOCK VAR INS TRUST STRATEGIC EQUITY ALLOCATION TRUST	0	1.204.503	1.204.503
**D	JOHN HANCOCK FUNDS II STRATEGIC EQUITY ALLOCATION FUND	0	536.454	536.454
**D	US RETIREMENT TRUST	0	79.362	79.362
**D	IM RUSSELL ICVC - INTERNATIONAL GROWTH ASSETS FUND	0	124.092	124.092
**D	PUTNAM RETIREMENT INCOME FUND LIFESTYLE 2	0	1.009	1.009
**D	PUTNAM DYNAMIC RISK ALLOCATION FUND	0	35.815	35.815
**D	PUTNAM VARIABLE TRUST - PUTNAM VT GLOBAL ASSET ALLOCATION F	0	16.244	16.244
**D	PUTNAM DYNAMIC ASSET ALLOCATION GROWTH FUND	0	171.299	171.299
**D	PUTNAM DYNAMIC ASSET ALLOCATION BALANCED FUND	0	86.404	86.404
**D	PUTNAM DYNAMIC ASSET ALLOCATION CONSERVATIVE FUND	0	54.850	54.850
**D	PUTNAM RETIREMENT INCOME FUND LIFESTYLE 3	0	3.280	3.280
**D	PUTNAM TOTAL RETURN TRUST	0	101.771	101.771
**D	PUTNAM RETIREMENT ADVANTAGE GAA GROWTH PORTFOLIO	0	27.562	27.562
**D	PUTNAM RETIREMENT ADVANTAGE GAA BALANCE PORTFOLIO	0	16.690	16.690
**D	PUTNAM RETIREMENT ADVANTAGE GAA CONSERVATIVE PORTFOLIO	0	3.157	3.157
**D	PUTNAM RETIREMENT ADVANTAGE GAA INCOME STRATEGIES PORTFOLIO	0	5.509	5.509
**D	PUTNAM RETIREMENT ADVANTAGE GAA EQUITY PORTFOLIO	0	6.692	6.692
**D	PUTNAM TOTAL RETURN FUND, LLC	0	25.766	25.766
**D	THE STATE OF NEVADA	0	23.200	23.200
**D	PUTNAM DYNAMIC ASSET ALLOCATION EQUITY FUND	0	4.012	4.012
**D	STAGECOACH GROUP PENSION SCHEME	0	467.800	467.800
**D	MSCI EAFE EQUAL WEIGHT FUND	0	21.129	21.129
**D	SBL FUND SERIES D	0	55.071	55.071
**D	LAZARD ASSET MANAGEMENT LLC	0	3.186	3.186
**D	DB ADVISORS (CH) DBI WORLD EQUITY FUND	0	17.694	17.694
**D	MFS DEVELOPMENT FUNDS, LLC	0	2.020	2.020
**D	USAA MUTUAL FUNDS TRUST - USAA GLOBAL OPPORTUNITIES FUND	0	25.702	25.702
**D	ALLIANCEBERNSTEIN BALANCED SHARES INC	0	12.970	12.970
**D	THE ALLIANCEBERNSTEIN POOLING PTF - ALLIANCEB VOL MNGM PTF	0	160.544	160.544
**D	ALLIANCEBERNST VAR PROD SER F INC.ALLIANCEB DYN ASSET ALL PTF	0	17.694	17.694
**D	JOHN HANCOCK LIFE AND HEALTH INSURANCE COMPANY	0	319.507	319.507
**D	SISTERS OF MERCY OF NORTH CAROLINA FOUNDATION INC	0	4.411	4.411
**D	MONDER INTERNATIONAL FUND-CORE EQUITY FUND	0	24.491	24.491
**D	RUSSELL TRUST CO COMMINGLED EMPLOYEE BENEFIT FUNDS TRUST	0	3.445.169	3.445.169
**D	METROPOLITAN LIFE INSURANCE COMPANY	0	202.963	202.963
**D	THE MASTER TRUST BK OF JP LTD: HITACHI FOREIGN EQ INDEX ME	0	152.032	152.032

Azionisti:
Azionisti in proprio:k566 Teste:
9 Azionisti in delega:13
1557

Pagina 21

157

Assemblea Ordinaria del 30 aprile 2013

LISTA ESITO DELLE VOTAZIONE

Oggetto: Bilancio di esercizio al 31 dicembre 2012

FAVOREVOLI

Badge	Ragione Sociale	Proprio	Delega	Totale
**D	BT INSTITUTIONAL INTERNATIONAL SUSTAINABILITY SHARE FUND	0	121.958	121.958
**D	SPDR S+P WORLD EX AUSTRALIA FUND	0	6.522	6.522
**D	PENSION FUND OF SUMITOMO MITSUI BANKING CORPORATION	0	60.513	60.513
**D	GENERAL MOTORS HOURLY-RATE EMPLOYEES PENSION TRUST	0	445.842	445.842
**D	GNAM INVESTMENT FUNDS TRUST	0	1.190.848	1.190.848
**D	ENHANCED GLOBAL SERIES OF BLACKROCK QUANTITATIVE PARTNERS LP	0	70.773	70.773
**D	AMERICAN CENTURY QUANTITATIVE EQUITY FUNDS, INC. INT CORE EQ	0	23.400	23.400
**D	AMERICAN CENTURY WORLD MUTUAL FUNDS, INC. INTL VALUE	0	114.445	114.445
**D	AMERICAN CANCER SOCIETY END	0	52.823	52.823
**D	XEROX CANADA EMPLOYEES RETIREMENT PLAN	0	61.746	61.746
**D	JP TR SERV BK LTD ATF MATB MSCI KOKUSAI INDEX MOTHER F	0	510.202	510.202
**D	JP TR SERV BK LTD ATF FOR MAPB MSCI INDEX SEL FUND- EUR PTF	0	2.877	2.877
**D	ENERGY INSURANCE MUTUAL LIMITED	0	51.599	51.599
**D	THE MASTER TR BK OF JP LTD AFF INVESCO DEV COUNT EQ INDEX M F	0	1.188	1.188
**D	ARCHITAS MULTI-MANAGER GLOBAL FUNDS UNIT TRUST	0	112.485	112.485
**D	AQR INTERNATION EQUITY FUND II, L.P.	0	74.195	74.195
**D	AQR GLOBAL ENHANCED EQUITY FUND	0	216.220	216.220
**D	AXA INVESTMENT MANAGERS DEUTSCHLAND GMBH FOR AXA EUROPA	0	95.000	95.000
**D	AXA INVESTMENT MANAGERS DEUTSCHLAND GMBH FOR AXA WELT	0	45.000	45.000
**D	GENERAL CONFERENCE CORPORATION OF SEVENTH DAY ADVENTISTS	0	15.159	15.159
**D	AXA ROSENBERG EQUITY ALPHA TRUST	0	569.000	569.000
**D	UNITED TECHNOLOGIES CORPORATION EMPLOYEE SAVINGS PLAN	0	440.559	440.559
**D	THE MASTER TRUST BK OF JP LTD: RUSSELL GLB ENVIR TECH F	0	107.816	107.816
**D	RUSSELL INTERNATIONAL SHARES FUND	0	693.728	693.728
**D	RUSSELL GLOBAL OPPORTUNITIES FUND	0	1.575.841	1.575.841
**D	AMERICAN HEART ASSOCIATION	0	15.239	15.239
**D	MET INVESTOR SERIES TRUST-ALLIANC GLOBAL DYNAMIC ALL PTF	0	617.177	617.177
**D	MET INVESTOR SERIES TRUST- SCHROEDERS GLOBAL MULTI-ASSET PTF	0	43.470	43.470
**D	CADET HOLDINGS LIMITED	0	190.834	190.834
**D	COMBUSTION ENGINEERING 524 (G) ASBESTOS PI TRUST	0	29.975	29.975
**D	CHRISTIAN SUPER	0	53.250	53.250
**D	CHEVRON MASTER PENSION TRUST	0	37.603	37.603
**D	CHEVRON MASTER PENSION TRUST	0	550.752	550.752
**D	CALVERT VP EAFE INTERNATIONAL INDEX PORTFOLIO	0	83.277	83.277
**D	CAISSE DE DEPOT ET PLACEMENT DU QUEBEC	0	7.543.568	7.543.568
**D	THE REGENTS OF THE UNIVERSITY OF CALIFORNIA	0	4.916.751	4.916.751
**D	DUKE ENERGY RETIREMENT SAVINGS PLAN	0	101.200	101.200
**D	MICROSOFT CORPORATION SAVINGS PLUS 401(K) PLAN	0	445.965	445.965
**D	EATON VANCE (AUSTRALIA) HEXAVEST ALL-COUNTRY GL EQUITY FUND	0	8.179	8.179
**D	PYRAMIS SELECT GLOBAL EQUITY TRUST	0	494.013	494.013
**D	PYRAMIS SELECT INTERNATIONAL EQUITY TRUST	0	960.456	960.456
**D	FIDELITY OVERSEAS FUND	0	18.477	18.477
**D	FIDELITY INTERNATIONAL DISCIPLINED EQUITY FUND	0	207.678	207.678

Azionisti:

Azionisti in proprio:

1566

Teste:

9 Azionisti in delega:

13
1557

Pagina 22

LISTA ESITO DELLE VOTAZIONE

Oggetto: Bilancio di esercizio al 31 dicembre 2012

FAVOREVOLI

Badge	Ragione Sociale	Proprio	Delega	Totale
**D	FIDELITY INTERNATIONAL VALUE FUND	0	17.455	17.455
**D	FIDELITY GLOBAL OPPORTUNITIES FUND	0	3.000	3.000
**D	FIDELITY GLOBAL DISCIPLINED EQUITY FUND	0	125.878	125.878
**D	FIDELITY GLOBAL EQUITY INVESTMENT TRUST	0	18.602	18.602
**D	FIDELITY INTERNATIONAL EQUITY INVESTMENT TRUST	0	274.017	274.017
**D	F+C INSTITUTIONAL INVESTMENT FUNDS ICVC- INST GIB EQ F	0	437.945	437.945
**D	F+C INSTITUTIONAL INVESTMENT FUNDS ICVC- INST EUROPEAN FUND	0	4.477.027	4.477.027
**D	FEDEX CORPORATION EMPLOYEES PENSION TRUST	0	169.982	169.982
**D	EATON VANCE TAX-MANAGED GLOBAL BUY-WRITE OPPORTUNITIES FUND	0	375.898	375.898
**D	EATON VANCE STRUCTURED INTERNATIONAL EQUITY FUND	0	14.019	14.019
**D	SOJECCI II LTEE	0	48.500	48.500
**D	STICHTING F AND C MULTI MANAGER EUROPEAN EQUITY ACTIVE	0	293.443	293.443
**D	STICHTING TRUST F AND C UNHEDGE	0	757.397	757.397
**D	STICHTING F AND C WERELDWIJD ENHANCED AANDELENFONDS	0	204.345	204.345
**D	UAW RETIREE MEDICAL BENEFITS TRUST	0	3.528.134	3.528.134
**D	EATON VANCE HEXAVEST GLOBAL EQUITY FUND	0	5.394	5.394
**D	EATON VANCE HEXAVEST INTERNATIONAL EQUITY FUND	0	2.457	2.457
**D	PARAMETRIC STRUCTURED ABSOLUTE RETURN PORTFOLIO	0	5.639	5.639
**D	TAX - MANAGED INTERNATIONAL EQUITY PORTFOLIO	0	33.088	33.088
**D	GABELLI UTILITIES FUND	0	230.000	230.000
**D	THE GABELLI DIVIDEND & INCOME TRUST	0	350.000	350.000
**D	THE GABELLI GLOBAL UTILITY & INCOME TRUST	0	75.000	75.000
**D	AMERICAN INTERNATIONAL GROUP INC RETIREMENT PLAN	0	26.048	26.048
**D	SCHRODER GLOBAL BLEND FUND (CANADA)	0	44.099	44.099
**D	THE GM CANADA DOMESTIC TRUST	0	50.284	50.284
**D	THE GENERAL MOTORS CANADIAN HOURLY-RATE EMPL PENSION PLAN	0	217.985	217.985
**D	THE GENERAL MOTORS CANAD RETIREMENT PROGR FOR SALARIED EMPL	0	56.248	56.248
**D	KBR UK COMMON INVESTMENT FUND	0	171.800	171.800
**D	CITY OF HOPE	0	64.900	64.900
**D	BECKMAN RESEARCH INSTITUTE OF THE CITY OF HOPE	0	62.400	62.400
**D	CITY OF HOPE NATIONAL MEDICAL CENTER	0	31.300	31.300
**D	CENTRAL BANK OF TRINIDAD AND TOBAGO	0	1.657.189	1.657.189
**D	HEXAVEST EAFE EQUITY FUND	0	174.318	174.318
**D	HEXAVEST ACWI EQUITY FUND	0	7.204	7.204
**D	HEXAVEST WORLD EQUITY FUND	0	6.714	6.714
**D	TIFF INVESTMENT PROGRAM, INC - TIFF MULTI-ASSET FUND	0	137.500	137.500
**D	TRANSAMERICA ALLIANCEBERNSTEIN DYNAMIC ALLOCATION VP	0	23.905	23.905
**D	INS CORP BRITISH COLOMBIA PP MGMT AND CONFIDENTIAL EMPLOYEES	0	44.500	44.500
**D	FIRST CHURCH OF CHRIST SCIENTIST	0	61.660	61.660
**D	ING DIRECT STREETWISE BALANCED INCOME FUND	0	14.437	14.437
**D	ING DIRECT STREETWISE BALANCED FUND	0	43.031	43.031
**D	ING DIRECT STREETWISE BALANCED GROWTH FUND	0	42.871	42.871
**D	ING DIRECT STREETWISE EQUITY GROWTH FUND	0	7.957	7.957

Azionisti:
Azionisti in proprio:1566
9 Azionisti in delega:13
1557

Pagina 23

LISTA ESITO DELLE VOTAZIONE

Oggetto: Bilancio di esercizio al 31 dicembre 2012

FAVOREVOLI

Badge	Ragione Sociale	Proprio	Delega	Totale
**D	STATE FARM MUTUAL FUND TRUST, INTERNATIONAL INDEX FUND	0	122.604	122.604
**D	MM MSCI EAFE INTERNATIONAL INDEX FUND	0	89.837	89.837
**D	GMO TAX-MANAGED GLOBAL BALANCED PORTFOLIO	0	254.396	254.396
**D	GMO AGGRESSIVE LONG/SHORT MASTER PORTFOLIO	0	785.066	785.066
**D	GMO IMPLEMENTATION FUND	0	3.999.369	3.999.369
**D	JANUS CAPITAL MANAGEMENT LLC	0	2.143	2.143
**D	JOHNSON & JOHNSON PENSION & SAVINGS PLANS MASTER TRUST	0	857.741	857.741
**D	SEASONS SERIES TRUST ASSET ALLOCATION: DIVERSIFIED GROWTH PTF	0	24.302	24.302
**D	SEASONS SERIES TRUST INTERNATIONAL EQUITY PORTFOLIO	0	84.739	84.739
**D	AARP EMPLOYEES' PENSION PLAN	0	91.881	91.881
**D	DWS EAFE EQUITY INDEX FUND	0	132.975	132.975
**D	STICHTING PHILIPS PENSIOENFONDS	0	1.220.388	1.220.388
**D	LEGG MASON FUNDS ICVC - LEGG MASON CONTINENTAL EUROPEAN EQ F	0	20.845	20.845
**D	SPDR MSCI ACWI IMI ETF	0	1.222	1.222
**D	XEROX PENSIONS LIMITED A/F XEROX FINAL SALARY PENSION SCHEME	0	21.827	21.827
**D	RUSSELL INTERNATIONAL SHARES TRACKER FUND	0	195.953	195.953
**D	ALLIANCEBERNSTEIN INTERNATIONAL ALL-COUNTRY PASSIVE SERIES	0	161.500	161.500
**D	MARYLAND STATE RETIREMENT & PENSION SYSTEM	0	1.621.098	1.621.098
**D	MDPIM INTERNATIONAL EQUITY POOL	0	357.600	357.600
**D	MD EQUITY FUND	0	128.700	128.700
**D	MD INTERNATIONAL VALUE FUND	0	63.000	63.000
**D	MGI INTERNATIONAL EQUITY FUND	0	136.508	136.508
**D	MGI FUNDS PLC	0	337.013	337.013
**D	MERCER GLOBAL EQUITY FUND	0	10.133	10.133
**D	COMPASS AGE LLC	0	97.283	97.283
**D	LOCKHEED MARTIN CORP DEFINED CONTRIBUTION PLAN MASTER TRUST	0	53.696	53.696
**D	CORE STRATEGIES INVESTMENT FUND LLC	0	155.187	155.187
**D	RUSSELL INVESTMENT COMPANY PLC	0	2.094.216	2.094.216
**D	INTECH INTERNATIONAL FUND	0	39.785	39.785
**D	BLUE CROSS BLUE SHIELD OF KANSAS, INC	0	161.824	161.824
**D	NORTHROP GRUMMAN CORPORATION VEBIA MASTER TRUST I	0	35.264	35.264
**D	STATE OF NEW JERSEY COMMON PENSION FUND D	0	5.317.728	5.317.728
**D	SISTERS OF ST FRANCIS HEALTH SERVICES MASTER PENSION TRUST	0	135.317	135.317
**D	ONTARIO TEACHERS PENSION PLAN BOARD	0	4.350.450	4.350.450
**D	ONTARIO TEACHERS PENSION PLAN BOARD	0	1.325.850	1.325.850
**D	CANADA PENSION PLAN INVESTMENT BOARD	0	8.451.216	8.451.216
**D	CANADA PENSION PLAN INVESTMENT BOARD	0	591.500	591.500
**D	CANADA PENSION PLAN INVESTMENT BOARD	0	421.921	421.921
**D	CANADA PENSION PLAN INVESTMENT BOARD	0	5.843.493	5.843.493
**D	STATE TEACHERS RETIREMENT SYSTEM OF OHIO	0	2.433.614	2.433.614
**D	PUBLIC EMPLOYERS RETIREMENT SYSTEM OF OHIO	0	5.188.716	5.188.716
**D	AGIC INTERNATIONAL + PREMIUM STRATEGY FUND	0	271.908	271.908
**D	COSMOPOLITAN INVESTMENT FUND	0	517.952	517.952

Azionisti:
Azionisti in proprio:1565 - Tesle:
9 - Azionisti in delega:13
1557

Pagina 24

Assemblea Ordinaria del 30 aprile 2013

LISTA ESITO DELLE VOTAZIONE

Oggetto: Bilancio di esercizio al 31 dicembre 2012

FAVOREVOLI

Badge	Ragione Sociale	Proprio	Delega	Totale
**D	THE PHILLIPS 66 UK PENSION PLAN	0	49.509	49.509
**D	PHILLIPS ELECTRONICS NORTH AMERICA CORP MASTER RETIR TR	0	104.046	104.046
**D	PUTNAM WORLD TRUST	0	49.187	49.187
**D	WESTPAC INTERNATIONAL SHARE INDEX TRUST	0	332.499	332.499
**D	RETIREMENT AND SECY PROGRAM FOR EMPL/NTCA AND MEMBERS SYS	0	134.567	134.567
**D	SSGA DOW JONES SUSTAINABILITY WORLD EX-AUSTRALIA INDEX TRUST	0	22.292	22.292
**D	GMO GLOBAL EQUITY TRUST	0	1.043.258	1.043.258
**D	INTEL CORPORATION RETIREE MEDICAL PLAN TRUST	0	49.044	49.044
**D	ALASKA COMMON TRUST FUND	0	119.409	119.409
**D	STATE PUBLIC SECTOR SUPERANNUATION SCHEME	0	1.161.135	1.161.135
**D	PANAGORA DYNAMIC GLOBAL EQUITY FUND	0	517.935	517.935
**D	RETAIL EMPLOYEES SUPERANNUATION TRUST	0	3.912.525	3.912.525
**D	RIDGEWORTH INTERNATIONAL EQUITY INDEX FUND	0	520.443	520.443
**D	CHEVRON UK PENSION PLAN	0	10.316	10.316
**D	THE GE UK PENSION COMMON INVESTMENT FUND	0	276.376	276.376
**D	CHEVRON UK PENSION PLAN	0	143.348	143.348
**D	FLOURISH INVESTMENT CORPORATION	0	6.113.093	6.113.093
**D	GOV OF HM THE SULTAN AND YANG DI-PERTUAN OF BRUNEI DARUSSALAM	0	414.644	414.644
**D	GOVERNMENT PENSION FUND	0	34.198	34.198
**D	FLOURISH INVESTMENT CORPORATION	0	3.228.245	3.228.245
**D	HOME AFFAIRS UNIFORMED SERVICES (INVEST FUND)	0	2.078	2.078
**D	PEOPLE'S BANK OF CHINA	0	6.397.517	6.397.517
**D	PEOPLE'S BANK OF CHINA	0	5.720.275	5.720.275
**D	MINISTRY OF STRATEGY AND FINANCE	0	283.863	283.863
**D	MINISTRY OF STRATEGY AND FINANCE	0	59.836	59.836
**D	BEST INVESTMENT CORPORATION	0	324.249	324.249
**D	PEOPLE'S BANK OF CHINA	0	1.257.275	1.257.275
**D	DEUTSCHE DBI GLOBAL SHARES FUND	0	115.296	115.296
**D	SAL PENSION SCHEME	0	107.425	107.425
**D	HONG KONG SPECIAL ADMINISTRATIVE REGION GOVERNMENT-EXCHANGE F	0	341.606	341.606
**D	PEOPLE'S BANK OF CHINA	0	1.392.684	1.392.684
**D	GOVERNMENT OF THE PROVINCE OF ALBERTA	0	701.400	701.400
**D	ASIAN DEVELOPMENT BANK	0	1.073.230	1.073.230
**D	HONGKONG ELECTRIC DEFINED CONTRIBUTION SCHEME	0	20.935	20.935
**D	SSGA MSCI ACWI EX-USA INDEX NON-LENDING DAILY TRUST	0	135.791	135.791
**D	PEOPLE'S BANK OF CHINA	0	674.782	674.782
**D	PEOPLE'S BANK OF CHINA	0	1.333.188	1.333.188
**D	PEOPLE'S BANK OF CHINA	0	342.666	342.666
**D	HONG KONG SPECIAL ADMINISTRATIVE REGION GOVERNMENT-EXCHANGE F	0	1.796.610	1.796.610
**D	CALIFORNIA PUBLIC EMPLOYEES RETIREMENT SYSTEM	0	27.172.218	27.172.218
**D	SSGA SPDR ETFS EUROPE I PUBLIC LIMITED COMPANY	0	630.451	630.451
**D	STATE STREET GLOBAL ADVISORS EXEMPT UNIT TRUST	0	397.362	397.362
**D	SUNSUPER SUPERANNUATION FUND	0	1.219.818	1.219.818

Azionisti:

Azionisti in proprio:

1586 Teste: 13
9 Azionisti in delega: 1557


Pagina 25

LISTA ESITO DELLE VOTAZIONE

Oggetto: Bilancio di esercizio al 31 dicembre 2012

FAVOREVOLI

Badge	Ragione Sociale	Proprio	Delega	Totale
**D	SUPERVALU INC. MASTER INVESTMENT TRUST	0	102.485	102.485
**D	ROMAN CATHOLIC BISHOP OF SPRINGFIELD A CORPORATION SOLE	0	7.747	7.747
**D	CALIFORNIA STATE TEACHERS RETIREMENT SYSTEM	0	6.576.611	6.576.611
**D	TEACHER RETIREMENT SYSTEM OF TEXAS	0	2.551.573	2.551.573
**D	AXA SWISS INSTITUTIONAL FUND - EQUITIES GLOBAL EX SWITZERLAND	0	35.733	35.733
**D	PINEBRIDGE GLOBAL FUNDS	0	103.891	103.891
**D	METZLER INVESTMENT GMBH FOR MI-FONDS 415	0	1.333.563	1.333.563
**D	CHANG HWA COMM BK AS MC OF ING CHB EUROPE HIGH DIVIDEND FUND	0	54.930	54.930
**D	UBS (IRL) ETF PLC	0	1.572	1.572
**D	VANGUARD INV F ICVC- FTSE DEV WOR LD EX - U.K. EQ INDEX F	0	278.723	278.723
**D	VANGUARD INV F ICVC-VANGUARD FTSE DEV EUROPE EX-UK EQ INDEX F	0	538.245	538.245
**D	THE WELLINGTON TR COM NATIONAL ASS MULT COLLECT INV F TRUST	0	1.231.771	1.231.771
**D	THE WELLINGTON TR CO NAT ASS MULT C TR F TR, OPPORT EQ PTF	0	387.267	387.267
**D	THE WELLINGTON TR CO NAT ASS MULT COLLECTIVE INV F TRUST II	0	86.286	86.286
**D	WELLS FARGO ADVANTAGE DIVERSIFIED INTERNATIONAL FUND	0	48.100	48.100
**D	WELLS FARGOMASTER TRUST DIVERSIFIED STOCK PORTFOLIO	0	603.298	603.298
**D	WELLS FARGO MASTER TRUST INTERNATIONAL VALUE PORTFOLIO	0	688.400	688.400
**D	WSIB INVESTMENTS (PUBLIC EQUITIES) POOLED FUND TRUST	0	2.462.240	2.462.240
**D	WASHINGTON STATE INVESTMENT BOARD	0	3.267.359	3.267.359
**D	DB-RP PORTFOLIO LTD.	0	234.666	234.666
**D	NEW YORK STATE TEACHERS RETIREMENT SYSTEM	0	3.452.991	3.452.991
**D	SCOTTISH WIDOWS INV SOL F ICVC- FUNDAMENTAL INDEX GIB EQ F	0	293.123	293.123
**D	SCOTTISH WIDOWS INV SOLUTIONS F ICVC- EUROPEAN (EX UK) EQ FD	0	2.638.045	2.638.045
**D	PRUDENTIAL RETIREMENT INSURANCE & ANNUITY COMPANY	0	1.161.522	1.161.522
**D	PRUDENTIAL RETIREMENT INSURANCE & ANNUITY COMPANY	0	423.800	423.800
**D	WELLINGTON MANAGEMENT PORTFOLIOS (DUBLIN) PLC	0	11.897	11.897
**D	MANULIFE ASSET MANAGEMENT INTERNATIONAL EQUITY INDEX POOLED F	0	81.977	81.977
**D	EUROPE ALPHA COMMON TRUST FUND	0	540.665	540.665
**D	SS BK AND TRUST COMPANY INV FUNDS FOR TAXEXEMPT RETIREMENT PL	0	27.587.062	27.587.062
**D	DOW JONES SUSTAINABILITY WORLD INDEX NON-LENDING COMMON TR F	0	42.751	42.751
**D	STATE STREET GLOBAL ADVISORS, CAYMAN	0	10.569	10.569
**D	SSGA RUSSELL FD GL EX-US INDEX NONLENDING QP COMMON TRUST FUND	0	202.994	202.994
**D	SSGA ALL COUNTRY W EX-US INTEGR ALPHA SEL NON-LEND COMM TR F	0	228.182	228.182
**D	SSGA MSCI EUROPE SCREENED INDEX NON-LENDING COMMON TRUST FUND	0	163.170	163.170
**D	MSCI EAFE PROV SCREENED INDEX NON - LENDING COMMON TR FUND	0	117.201	117.201
**D	GLOBAL ADVANTAGE FUNDS - MAJOR MARKETS TEILFONDS	0	1.233.409	1.233.409
**D	STATE STREET GLOBAL ADVISORS LUXEMBOURG SICAV	0	147.014	147.014
**D	ALLIANZ GLOBAL INVESTORS FUND	0	619.680	619.680
**D	ALLIANZ SUISSE - STRATEGY FUND	0	37.785	37.785
**D	ALLIANZ EURO PROTECT DYNAMIC PLUS	0	265.380	265.380
**D	ALLIANZ HIGH DIVIDEND DISCOUNT	0	209.870	209.870
**D	GARANT DYNAMIC	0	151.477	151.477
**D	BLACKROCK GLOBAL INDEX FUNDS	0	30.074	30.074

Azionisti:
Azionisti in proprio:1566 Teste.
9 Azionisti in delega.


Pagina 26

LISTA ESITO DELLE VOTAZIONE

Oggetto: Bilancio di esercizio al 31 dicembre 2012

FAVOREVOLI

Badge	Regione Sociale	Proprio	Delega	Totale
**D	UNIVERSAL SHIPOWNERS MARINE INS ASS LTD EQUITY CLASS 3	0	47.522	47.522
**D	GOLDMAN SACHS FUNDS	0	347.357	347.357
**D	GOLDMAN SACHS FUNDS II	0	19.005	19.005
**D	MARCH FUND	0	33.351	33.351
**D	SELECT INDEX SERIES	0	388.207	388.207
**D	UBS ETF-UBS-ETF DJ EURO STOXX 50	0	2.556.907	2.556.907
**D	UBS ETF	0	1.955.608	1.955.608
**D	F+C FUND	0	359.178	359.178
**D	ISHARES MSCI ACWI EX US UTILITIES SECTOR INDEX FUND	0	72.396	72.396
**D	ISHARES MSCI ACWI INDEX FUND	0	628.227	628.227
**D	ISHARES MSCI ACWI EX US INDEX FUND	0	433.844	433.844
**D	ISHARES S&P EUROPE 350 INDEX FUND	0	1.087.463	1.087.463
**D	ISHARES MSCI EAFE INDEX FUND	0	22.999.880	22.999.880
**D	ISHARES MSCI EAFE VALUE INDEX FUND	0	2.111.564	2.111.564
**D	ISHARES S&P GLOBAL UTILITIES SECTOR INDEX FUND	0	1.622.120	1.622.120
**D	ISHARES MSCI EMU INDEX FUND	0	4.098.219	4.098.219
**D	ISHARES MSCI ITALY INDEX FUND	0	10.713.911	10.713.911
**D	ISHARES MSCI KOKUSAI INDEX FUND	0	153.793	153.793
**D	ISHARES S&P GLOBAL INFRASTRUCTURE INDEX FUND	0	1.828.836	1.828.836
**D	ISHARES DOW JONES EPAC SELECT DIVIDEND INDEX FUND	0	3.508.639	3.508.639
**D	BLACKROCK INST TRUST CO NA INV FUNDSFOR EMPLOYEE BENEFIT TR	0	9.664.312	9.664.312
**D	ISHARES CORE MSCI EAFE ETF	0	292.530	292.530
**D	ISHARES CORE MSCI TOTAL INTERNATIONAL STOCK ETF	0	30.748	30.748
**D	ISHARES MSCI WORLD INDEX FUND	0	1.430	1.430
**D	ISHARES INTERNATIONAL FUNDAMENTAL INDEX FUND	0	266.550	266.550
**D	CONNECTICUT GENERAL LIFE INSURANCE COMPANY	0	51.157	51.157
**D	BLACKROCK CDN MSCI EAFE EQUITY INDEX FUND	0	56.909	56.909
**D	BLACKROCK CDN MSCI EAFE INDEX PLUS FUND	0	326.173	326.173
**D	ACWI EX-US INDEX MASTER PORTFOLIO OF MASTER INVESTMENT PTF	0	229.309	229.309
**D	RUSSELL DEVELOPED EX-U.S. LARGE CAP INDEX FUND B	0	69.070	69.070
**D	BGI MSCI EUROPE EQUITY INDEX FUND B	0	48.002	48.002
**D	BGI MSCI EAFE EQUITY INDEX NON-LENDABLE FUND B	0	1.976.736	1.976.736
**D	BP PENSION FUND	0	1.954.181	1.954.181
**D	RUSSELL INVESTMENT COMPANY II PLC	0	383.850	383.850
**D	SSGA INTERNATIONAL STOCK SELECTION FUND	0	1.209.338	1.209.338
**D	CUMBRIA LOCAL GOVERNMENT PENSION SCHEME	0	1.170.464	1.170.464
**D	INTERNATIONAL PAPER CO COMMINGLED INVESTMENT GROUP TRUST	0	1.099.474	1.099.474
**D	ELECTRONIC DATA SYSTEMS LTD RETIREMENT PLAN	0	287.400	287.400
**D	ELECTRONIC DATA SYSTEMS 1994 PENSION SCHEME	0	103.900	103.900
**D	IBM 401K PLUS PLAN	0	1.130.712	1.130.712
**D	OREGON PUBLIC EMPLOYEES RETIREMENT SYSTEM	0	1.958.533	1.958.533
**D	DEPARTMENT OF STATE LANDS	0	170.787	170.787
**D	PENSION FUND ASSOCIATION FOR LOCAL GOVERNMENT OFFICIALS	0	320.869	320.869

Pagina 27

Azionisti:
Azionisti in proprio:1566
9 Azionisti in delega:13
1557

LISTA ESITO DELLE VOTAZIONE
 Oggetto: Bilancio di esercizio al 31 dicembre 2012

FAVOREVOLI

Badge	Ragione Sociale	Proprio	Delega	Totale
**D	SSGA GLOBAL INDEX PLUS TRUST	0	385.397	385.397
**D	IBM RETIREMENT PLAN	0	159.738	159.738
**D	IBM RETIREMENT PLAN	0	259.762	259.762
**D	STATE OF ALASKA RETIREMENT AND BENEFITS PLANS	0	198.312	198.312
**D	DIGNITY HEALTH	0	1.892	1.892
**D	COLLEGE RETIREMENT EQUITIES FUND	0	2.780.259	2.780.259
**D	COLLEGE RETIREMENT EQUITIES FUND	0	356.729	356.729
**D	TIAA-CREF INTERNATIONAL EQUITY INDEX FUND	0	2.494.459	2.494.459
**D	PACE INTERNATIONAL EQUITY INVESTMENTS	0	124.710	124.710
**D	RUSSELL INVESTMENT COMPANY INTERNATIONAL FUND	0	2.208.300	2.208.300
**D	RUSSELL INVESTMENT COMPANY GLOBAL EQUITY FUND	0	1.860.193	1.860.193
**D	REGIME DE RENTES DU MOUVEMENT DESJARDINS	0	11.076	11.076
**D	FONDS DE SOLIDARITE DES TRAVAILLEURS DU QUEBEC (F.T.Q.)	0	1.852.583	1.852.583
**D	FONDS DESJARDINS PLACEMENTS COMPLEMENTAIRES	0	847.309	847.309
**D	STAPE BOSTON RETIREMENT SYSTEM	0	100.571	100.571
**D	VALIC COMPANY I - INTERNATIONAL EQUITIES FUND	0	244.625	244.625
**D	VALIC COMPANY I - INTERNATIONAL EQUITIES FUND	0	330.307	330.307
**D	VALIC COMPANY I - INTERNATIONAL EQUITIES FUND	0	467.446	467.446
**D	FONDATION LUCIE ET ANDRE CHAGNON	0	123.100	123.100
**D	METROPOLITAN SERIES FUND MORGAN STANLEY EAFE INDEX PORTFOLIO	0	449.278	449.278
**D	STATE OF MINNESOTA	0	3.000.269	3.000.269
**D	STATE OF MINNESOTA	0	651.662	651.662
**D	RUSSELL INVESTMENT FUNDS NON-U.S. FUND	0	270.325	270.325
**D	ALAMEDA COUNTY EMPLOYEES' RETIREMENT ASSOCIATION	0	267.355	267.355
**D	MERCER NON-US CORE EQUITY FUND	0	662.813	662.813
**D	TRANSAMERICA MORGAN STANLEY ACTIVE INTL ALLOCATION VP	0	8.831	8.831
**D	JOHN HANCOCK INSURANCE COMPANY OF VERMONT	0	37.157	37.157
**D	INSURANCE CORPORATION OF BRITISH COLUMBIA	0	270.900	270.900
**D	SPDR MSCI ACWI EX-US ETF	0	166.318	166.318
**D	SPDR FTSE/MACQUARIE GLOBAL INFRASTRUCTURE 100 ETF	0	399.341	399.341
**D	SPDR S&P WORLD (EX-US) ETF	0	151.706	151.706
**D	SPDR S+P INTERNATIONAL UTILITIES SECTOR ETF	0	348.552	348.552
**D	ORANGE COUNTY EMPLOYEES RETIREMENT SYSTEM	0	170.902	170.902
**D	CONSOLIDATED EDISON RETIREMENT PLAN	0	961.947	961.947
**D	CONSOLIDATED EDISON RETIREMENT PLAN	0	732.935	732.935
**D	MORGAN STANLEY INSTITUTIONAL FD TR - GLOBAL STRATEGIST PTF	0	235.453	235.453
**D	THE UNIVERSAL INST F INC - GLOBAL TACT ASSET ALL PTF	0	32.073	32.073
**D	MONTANA BOARD OF INVESTMENTS	0	295.955	295.955
**D	ILLINOIS STATE BOARD OF INVESTMENT	0	271.826	271.826
**D	SACRAMENTO COUNTY EMPLOYEES RETIREMENT SYSTEM	0	596.600	596.600
**D	SSGA INTERNATIONAL EQUITIES INDEX TRUST	0	251.868	251.868
**D	SSGA WEALTH WEIGHTED GLOBAL EQUITIES INDEX TRUST	0	67.600	67.600
**D	SSGA MSCI EAFE INDEX FUND	0	530.852	530.852

164

1566 Teste: 13
 9 Azionisti in delega: 1557

Azionisti:
 Azionisti in proprio:

LISTA ESITO DELLE VOTAZIONE

Oggetto: Bilancio di-esercizio al 31 dicembre 2012

FAVOREVOLI

Badge	Ragione Sociale	Proprio	Delega	Totale
**D	STATE OF CONNECTICUT RETIREMENT PLANS & TRUST FUNDS	0	5.566.232	5.566.232
**D	SSGA WORLD INDEX EQUITY FUND	0	711.761	711.761
**D	SSGA ITALY INDEX EQUITY FUND	0	237.150	237.150
**D	SSGA EUROPE ALPHA EQUITY FUND I	0	254.580	254.580
**D	SSGA EMU INDEX EQUITY FUND	0	4.080.500	4.080.500
**D	SSGA UTILITIES INDEX EQUITY FUND	0	12.472	12.472
**D	SPDR MSCI EUROPE ETF	0	406.556	406.556
**D	SPDR MSCI EUROPE UTILITIES ETF	0	299.583	299.583
**D	SSGA EUROPE ENHANCED EQUITY FUND	0	807.185	807.185
**D	SSGA EUROPE INDEX EQUITY FUND	0	750.027	750.027
**D	SSGA EMU ALPHA EQUITY FUND I	0	1.246.548	1.246.548
**D	SSGA WORLD SRI INDEX EQUITY FUND	0	147.243	147.243
**D	AARGAUISCHE PENSIONSKASSE	0	251.392	251.392
**D	ABBAY LIFE ASSURANCE COMPANY LIMITED	0	1.237.442	1.237.442
**D	PENSIONS MANAGEMENT (S.W.F.) LIMITED	0	81.717	81.717
**D	SCOTTISH WIDOWS OVERSEAS GROWTH INV F ICVC - EURO GROWTH F	0	1.018.591	1.018.591
**D	STATE STREET TRUSTEES LIMITED ATF SWIP CAPITAL TRUST	0	276.715	276.715
**D	MAJOR LEAGUE BASEBALL PLAYERS PENSION PLAN	0	484.184	484.184
**D	MAJOR LEAGUE BASEBALL PLAYERS PENSION PLAN	0	163.000	163.000
**D	SPDR DJ EURO STOXX 50 ETF	0	5.953.968	5.953.968
**D	INTERNATIONAL ALPHA SELECT COMMON TRUST FUND	0	686.417	686.417
**D	EUROPE INDEX PLUS COMMON TRUST FUND	0	159.839	159.839
**D	COMMON TRUST ITALY FUND	0	6.956.323	6.956.323
**D	WORLD INDEX OLUS SECURITIES LENDING COMMON TRUST FUND	0	181.857	181.857
**D	GE INVESTMENTS FUNDS, INC. - TOTAL RETURN FUND	0	252.440	252.440
**D	ISHARES II PUBLIC LIMITED COMPANY	0	30.478.355	30.478.355
**D	ISHARES PUBLIC LIMITED COMPANY	0	1.354.182	1.354.182
**D	ISHARES III PUBLIC LIMITED COMPANY	0	588.993	588.993
**D	ISHARES V PUBLIC LIMITED COMPANY	0	99.549	99.549
**D	ISHARES VI PUBLIC LIMITED COMPANY	0	8.356	8.356
**D	MAINSTAY 130/30 INTERNATIONAL FUND	0	408.318	408.318
**D	BLACKROCK AM DE FOR ISHARES EURO STOXX 50 (DE)	0	14.866.468	14.866.468
**D	BLACKROCK AM DE FOR ISHARES DJ EUROZONE SUST SCREENED (DE)	0	413.987	413.987
**D	BLACKROCK AM DE FOR ISHARES EURO STOXX (DE)	0	1.476.008	1.476.008
**D	BLACKROCK AM DE FOR ISHARES STOXX EUROPE LARGE 200 (DE)	0	22.198	22.198
**D	BLACKROCK AM DE FOR ISHARES STOXX EUROPE 600 (DE)	0	2.221.419	2.221.419
**D	ISHARES I INVESTGSC MIT TGV FOR ISHS STOXX EUR 600 UTILITIES	0	2.344.050	2.344.050
**D	FIDEURAM INVESTIMENTI SGR SPA - FIDEURAM ITALIA	0	200.000	200.000
**D	EURIZONCAPITAL SGR S.P.A. - EURIZON AZIONI ITALIA	0	5.607.751	5.607.751
**D	MULTILATERAL INVESTMENT GUARANTEE AGENCY	0	48.926	48.926
**D	BANK OF AMERICA OMNIBUS	0	47.521	47.521
**D	CONSTRUCTION AND BUILDING UNIONS	0	194.306	194.306
**D	TELSTRA SUPERANNUATION SCHEME	0	1.041.200	1.041.200
**D	SUPERANNUATION FUND	0		

Pagina 29

Azionisti: 1566 Teste: 13
 Azionisti in proprio: 9 Azionisti in delega: 1557

LISTA ESITO DELLE VOTAZIONI

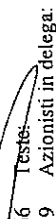
Oggetto: Bilancio di esercizio al 31 dicembre 2012

FAVOREVOLI

Badge	Ragione Sociale	Proprio	Delega	Totale
**D	QUEENSLAND INVESTMENT TRUST NO 2	0	222.616	222.616
**D	AMITY EUROPEAN FUND	0	180.000	180.000
**D	BBVA BONO 2007 C.FI.	0	1.487.026	1.487.026
**D	BANCO BILBAO VIZCAYA ARGENTARIA-BBVA - MADRID BRANCH	0	1.281.830	1.281.830
**D	UNISUPER	0	418.812	418.812
**D	VICTORIAN SUPERANNUATION FUND	0	1.191.780	1.191.780
**D	QIC INTERNATIONAL EQUITIES FUND	0	54.569	54.569
**D	GOVERNMENT EMPLOYEES SUPERANNUATION BOARD	0	705.567	705.567
**D	BNYMTD (UK) AS TRUSTEE OF BLACKROCK CONTINENTAL EUROPE EQUITY TRY TRACKER FUND	0	2.811.680	2.811.680
**D	SANTANDER PREMIUM FD SUBFUND EU.EX UK EQUITIES ABBEY NAT. HOUSE	0	370.656	370.656
**D	ING EUROPA FUND	0	2.513.227	2.513.227
**D	ING FUNDS SERVICES, LLC	0	144.191	144.191
**D	ING GLOBAL VALUE CHOICE FUND	0	339.550	339.550
**D	ING INTERNATIONAL VALUE CHOISE FUND	0	36.436	36.436
**D	GUIDEMARK WORLD EX - US FUND	0	318.824	318.824
**D	CONSTRUCTION AND BUILDING UNIONS SUPERANNUATION FUND	0	205.256	205.256
**D	LSV NON-US EQUITY LLC	0	963.400	963.400
**D	TELSTRA SUPERANNUATION SCHEME	0	426.377	426.377
**D	THE PRUDENTIAL SERIES FUND GLOBAL PORTFOLIO	0	323.000	323.000
**D	AK STEEL CORPORATION MASTER PENSION TRUST	0	279.533	279.533
**D	WISDOMTREE DEFA FUND	0	785.937	785.937
**D	WISDOMTREE GLOBAL EQUITY INCOME FUND	0	175.176	175.176
**D	WISDOMTREE DEFA EQUITY INCOME FUND	0	597.893	597.893
**D	WISDOMTREE INTERNATIONAL LARGE CAP DIVIDEND	0	458.721	458.721
**D	WISDOMTREE INTERNATIONAL DIVIDEND EX-FINANCIALS FUND	0	2.325.481	2.325.481
**D	NON-US EQUITY MANAGERS PORTFOLIO 1 SERIES	0	245.364	245.364
**D	THE GREAT EASTERN LIFE ASSURANCE COMPANY LIMITED	0	30.059	30.059
**D	WISDOMTREE GLOBAL EX US UTILITIES FUND	0	301.520	301.520
**D	MERCER OSS TRUST	0	85.218	85.218
**D	VISION POOLED SUPERANNUATION TRUST	0	125.146	125.146
**D	NONUS EQUITY MANAGERS PORTFOLIO 3 OFFSHORE MASTER L.P.	0	7.939	7.939
**D	CITY OF NEW YORK GROUP TRUST	0	960.911	960.911
**D	THE GREAT EASTERN LIFE ASSURANCE COMPANY LIMITED	0	24.290	24.290
**D	ING INTERNATIONAL HIGH DIVIDEND EQUITY INCOME FUND	0	156.813	156.813
**D	NON-US EQUITY MANAGERS PORTFOLIO 4	0	459.600	459.600
**D	MLC LIMITED	0	39.156	39.156
**D	WM POOL EQUITIES TRUST NO 20	0	1.579.425	1.579.425
**D	GOLDMAN SACHS GMS ERISA GROUP TRUST	0	184.500	184.500
**D	ING INFRASTRUCTURE INDUSTRIALS AND MATERIALS FUND	0	1.384.960	1.384.960
**D	ING WISDOMTREE GLOBAL HIGH-YIELDING EQUITY INDEX PORTFOLIO	0	285.460	285.460
**D	ING INVESTMENT TRUST COMPANY	0	88.006	88.006
**D	ING INTERNATIONAL INDEX PORTFOLIO	0	261.976	261.976
**D	GS TACS MARKET CONTINUOUS (INTL) LLC	0	741.272	741.272

Pagina 30

13
1557



Azionisti: 9
Azionisti in delega: 13566 Testes: 9

Azionisti: 9
Azionisti in proprio: 13566

LISTA ESITO DELLE VOTAZIONE
 Oggetto: Bilancio di esercizio al 31 dicembre 2012

FAVOREVOLI

Badge	Ragione Sociale	Proprio	Delega	Totale
**D	BOA PERAMETRIC	0	28.210	28.210
**D	WALTER E. DISNEY FAMILY TRUST UNDER WILL	0	21.739	21.739
**D	PRINCIPAL FUNDS INC INTERNATIONAL VALUE FUND 1	0	293.654	293.654
**D	INVESCO PERPETUAL GLOBAL EX UK ENHANCED INDEX FD	0	134.080	134.080
**D	INVESCO PERPETUAL GLOBAL EX UK CORE EQ. INDEX FUND	0	33.740	33.740
**D	NEWTON D.AND ROCHELLE F.BECKER FOUNDATION	0	13.380	13.380
**D	ING EURO STOXX 50 INDEX PORTFOLIO	0	2.110.058	2.110.058
**D	MARITIME SUPER	0	185.600	185.600
**D	BNY MELLON GLOBAL FUNDS PLC	0	71.218	71.218
**D	THE BANK OF KOREA	0	160.366	160.366
**D	ING INTERNATIONAL VALUE FUND	0	1.004.110	1.004.110
**D	UNIPENSIION INVEST EMBA EUROPAISKE AKTIER	0	601.981	601.981
**D	SEVENTH SWEDISH NATIONAL PENSION FUND - AP7 EQUITY FUND	0	4.555.266	4.555.266
**D	PRINCIPAL FUNDS INC.-INTERNATIONAL EQUITY INDEX FUND	0	388.279	388.279
**D	KNIGHTS OF COLUMBUS MASTER TRUST	0	76.978	76.978
**D	BLACKROCK S AND P QUALITY RANKINGS GLOBAL EQUITY MANAGED TRUST	0	55.400	55.400
**D	PENN SERIES DEVELOPED INTERNATIONAL INDEX FUND	0	53.172	53.172
**D	WILMINGTON MULTI-MANAGER INTERNATIONAL FUND	0	131.781	131.781
**D	INTERNATIONAL EQUITY COMMON TRUST FUND	0	419.112	419.112
**D	MAXIM INTERNATIONAL INDEX PORTFOLIO OF MAXIM SERIES FUND, INC	0	223.101	223.101
**D	WM POOL EQUITIES TRUST NO.38	0	313.391	313.391
**D	ADVANCED SERIES TRUST AST INTERNATIONAL VALUE PORTFOLIO	0	2.098.400	2.098.400
**D	PRUDENTIAL SERIES FUND SPINTERNATIONAL VALUE PORTFOLIO	0	132.800	132.800
**D	ADVANCED SERIES TRUST-AST FI PYRAMIS ASSET ALLOCATION PORTFOLIO	0	325.485	325.485
**D	ADVANCED SERIES TRUST - AST ADVANCED STRATEGIES PORTFOLIO	0	950.900	950.900
**D	ADVANCED SERIES TRUST - AST T.ROWE PRICE ASSET ALLOCATION PORTFOL.	0	43.460	43.460
**D	TARGET ASSET ALLOCATION FUNDS TARG ET MODERATE ALLOCATION FUND	0	35.400	35.400
**D	THE TARGET PORTFOLIO TRUST INTERNATIONAL EQUITY PORTFOLIOTFOLIO	0	361.000	361.000
**D	PRUDENTIAL WORLD FUND INC - PRUDENTIAL INTERNATIONAL VALUE FUND	0	124.700	124.700
**D	TARGET ASSET ALLOCATION FUNDS- TARGET GROWTH ALLOCATION VALUE FUND	0	32.300	32.300
**D	ADVANCED SER TR AST SCHRODERS MULTI-AS.WORLD STRATEGIC PORTFOLIO	0	524.342	524.342
**D	LEGG MASON GLOBAL FUNDS PLC-LM BATTERYMARCH EUROPEAN EQUITY FD	0	129.143	129.143
**D	PRINCIPAL FUNDS INC GLOBAL MULTI STRATEGY FUND	0	129.687	129.687
**D	BLACKROCK UTILITY AND INFRASTRUCTURE TRUST	0	604.300	604.300
**D	WINTON FUTURES FUND	0	592.161	592.161
**D	ADVANCED SERIES TRUST-AST SCHRODERS GLOBAL TACTICAL PORTFOLIO	0	430.948	430.948
**D	CF CANLIFE GLOBAL INFRASTRUCTURE FUND	0	31.628	31.628
**D	STANLIB FUNDS LIMITED STANDARD BANK HOUSE	0	78.458	78.458
**D	ALLIANZ GLOBAL INVESTORS KAPITALANLA GESELLSCHAFT MBH AG	0	3.436.137	3.436.137
**D	INVESTIN PRO F.M.B.A.	0	437.217	437.217
**D	ALLIANZ GLOBAL INVESTORS EUROPEGBH ALD FONDS	0	323.153	323.153
**D	PRINCIPAL VARIABLE CONTRACTS FUNDS INC- INTERNATIONAL EMERGING MARKETS ACCOUNT	0	188.898	188.898
**D	PRINCIPAL FUNDS INC- INTERNATIONAL GROWTH FUND	0	73.643	73.643

167

Azionisti:

Azionisti in proprio:

1566 Teste.

9 Azionisti in delega:

13

1557

Pagina 31

LISTA ESITO DELLE VOTAZIONI

Oggetto: Bilancio di esercizio al 31 dicembre 2012

FAVOREVOLI

Badge	Ragione Sociale	Proprio	Delega	Totale
**D	ING INTERNATIONAL VALUE PORTFOLIO	0	319.010	319.010
**D	DBX MSCI EAFE CURRENCY -HEDGED EQUITY FUND	0	16.241	16.241
**D	WELLS FARGO AND COMPANY CASH BALANCE PLAN	0	91.491	91.491
**D	THE MEDICAL CENTRE INSURANCE COMPANY LTD.	0	41.608	41.608
**D	CERVURITE INTERNATIONAL LLC	0	63.923	63.923
**D	INTERNATIONAL BANK FOR RECONSTRUCTION AND DEVELOPMENT	0	48.887	48.887
**D	INTERNATIONAL BANK FOR RECONSTRUCTION AND DEVELOPMENT	0	443.069	443.069
**D	INTERNATIONAL BANK FOR RECONSTRUCTION AND DEVELOPMENT	0	435.036	435.036
**D	INTERNATIONAL BANK FOR RECONSTRUCTION AND DEVELOPMENT	0	437.785	437.785
**D	CF INTERNATIONAL STOCK INDEX FUND ONE	0	701.450	701.450
**D	DT INTERNATIONAL STOCK INDEX FUND ONE	0	107.629	107.629
**D	STICHTING CZ FUND DEPOSITARY	0	11.425	11.425
**D	APG-IS GLOBAL SUSTAINABILITY FUND	0	2.372.790	2.372.790
**D	ACHMEA PENSIOEN EN LEVENSVZERKERINGEN N.V.	0	63.023	63.023
**D	ACHMEA PENSIOEN EN LEVENSVZERKERINGEN N.V.	0	19.475	19.475
**D	ACHMEA REINSURANCE IRELAND LIMITED	0	223.176	223.176
**D	ACHMEA VARIABLE SECURITIES HEALTH FUND	0	17.152	17.152
**D	MCKINLEY CAPITAL MANAGEMENT FUND PLC	0	693.152	693.152
**D	MELLON INVESTMENT FUNDS ICVC NEWTON CONTINENTAL EUROPEAN FUND	0	99.440	99.440
**D	NEWTON EUROPEAN HIGHER INCOME FUNDUND	0	498.795	498.795
**D	STICHTING PENSIOENFONDS HORECA & CATERING	0	167.500	167.500
**D	STICHTING BEDRIJFSTAKPENSIOEN FONDS VOORDE MEDIA PNO	0	57.482.103	57.482.103
**D	STICHTING DEPOSITARY APG DEVELOPED MARKETS EQUITY POOL	0	707.231	707.231
**D	ST BEDRIJFSTAKPFD V/H SCHILDERS-AFW- GLASZE	0	530.386	530.386
**D	STICHTING PENSIOENFONDS UWV	0	132.998	132.998
**D	ACHMEA UNIT LINKED BELEGGINGSFONDSEN	0	529.741	529.741
**D	DERBYSHIRE COUNTY COUNCIL SUPERANNUATION FUND	0	20.855	20.855
**D	MASSEY FERGUSON WORKS PENSION SCHEME	0	52.774	52.774
**D	RHM PENSION SCHEME	0	107.330	107.330
**D	LONDON BOROUGH OF CROYDON PENSION FUND	0	607.080	607.080
**D	NATIONAL PENSIONS RESERVE FUNDCCOMMISSION	0	752.756	752.756
**D	NORTH YORKSHIRE PENSION FUND	0	4.048.900	4.048.900
**D	RBS GROUP PENSION FUND	0	440.330	440.330
**D	ESB GENERAL EMPLOYEES SUPERANNUATION SCHEME	0	208.200	208.200
**D	SYNGENTA UK PENSION FUND EUROPEAN REGIONAL CENTRE	0	205.000	205.000
**D	ASSOCIATED BRITISH FOODS PENSION SCHEME	0	70.639	70.639
**D	BUCKINGHAMSHIRE COUNTY COUNCIL PENSION FUND	0	868.057	868.057
**D	BOC PENSION INVESTMENT FUND	0	1.758.631	1.758.631
**D	CHESHIRE PENSION FUND	0	236.200	236.200
**D	CITY OF LONDON PENSION FUND	0	31.123	31.123
**D	STICHTING BEWAARNEMING APG-IS2	0	236.018	236.018
**D	BELEGGINGSPPOOL ACHMEA AANDELEN WERELD	0	317.476	317.476
**D	BELEGGINGSPPOOL ACHMEA	0	8.602	8.602
**D	STICHTING BEWAARDER ACHMEA BELEGGING GSPOOLS	0		

Azionisti:

Azionisti in proprio:

1566

9 Azionisti in delega:

13

1557

Pagina 32

Assemblea Ordinaria del 30 aprile 2013

LISTA ESITO DELLE VOTAZIONE

Oggetto: Bilancio di esercizio al 31 dicembre 2012

FAVOREVOLI

Badge	Ragione Sociale	Proprio	Delega	Totale
**D	INTERPOLIS PENSIOENEN EUROPA POOL	0	421.344	421.344
**D	STICHTING ACHMEA GLOBAL EQUITY	0	150.715	150.715
**D	STICHTING RABOBANK PENSIOENFONDS	0	2.330.141	2.330.141
**D	STG PFDS V.D. GRAFISCHE	0	1.435.220	1.435.220
**D	BPL	0	3.692.407	3.692.407
**D	STICHTING PENSIOENFONDS CARIBISCH	0	30.049	30.049
**D	STG BEDRIJFSTAKPFDS V H	0	69.453	69.453
**D	PETTELAAR EFFECTENBEW INZ SNSRESP IND FND	0	952.242	952.242
**D	STICHTING PFDS VOOR DE TANDTECHNIEK	0	96.524	96.524
**D	PETTELAAR EFFECTENBEWAARBEDRIJFN.V.	0	60.000	60.000
**D	SRLEV NV INZ. AAND. POOL INT. MNDT SNS ASSET MNG	0	130.000	130.000
**D	STG PFDS CORP EXPRESS MANDRAAT ALLIANCE CAPITA	0	51.257	51.257
**D	STICHTING PENSIOENFONDS ELSEVIER	0	83.350	83.350
**D	STICHTING BEWAARDER INTERPOLIS PENSIOENEN BELEGGINGSPOLS	0	368.249	368.249
**D	ARK LIFE ASSURANCE COMPANY LIMITED	0	907.698	907.698
**D	THE PASSIVE GLOBAL SHARE TRUST	0	363.664	363.664
**D	AMY SCOTT WILLER TRUST 3	0	3.500	3.500
**D	SANDRA SCOTT PARKER TRUST 3	0	3.500	3.500
**D	KAREN ANN SCOTT DIXON TRUST 3	0	3.500	3.500
**D	WALTER DAVID SCOTT TRUST 3	0	3.500	3.500
**D	BLACKROCK LIFE LIMITED	0	17.936.762	17.936.762
**D	AMUNDI FUNDS INDEX EQUITY EURO	0	390.180	390.180
**D	AMUNDI FUNDS INDEX EUROPE ACCOUNT	0	469.766	469.766
**D	AMUNDI FUNDS SELECT EURO	0	1.348.242	1.348.242
**D	AMUNDI FUNDS EQUITY EUROLAND VALUE	0	520.000	520.000
**D	STRUCTURA-ASYMMETRY EUROPE EQUITIES	0	61.367	61.367
**D	STRUCTURA - SMART EURO EQUITIES	0	365.663	365.663
**D	FONDACO ROMA EURO BALANCED CORE	0	63.753	63.753
**D	ECOFI ACTIONS SCR	0	33.135	33.135
**D	IBM FRANCE	0	201.000	201.000
**D	HAMELIN DIVERSIFIE FLEX II	0	22.814	22.814
**D	FORTIS INVESTMENT MANAGEMENT	0	389.120	389.120
**D	BOURBON 4	0	130.747	130.747
**D	UNIVERS CNP 1	0	686.899	686.899
**D	FC CARPIMKO	0	226.150	226.150
**D	CROISSANCE DIVERSIFIE	0	6.815	6.815
**D	CONCORDE 96	0	133.058	133.058
**D	CARPIMKO INTERNATIONAL	0	215.419	215.419
**D	IXIS FLAMME	0	133.800	133.800
**D	FCP NATIXIS IONIS	0	52.010	52.010
**D	I CROISSANCE	0	102.527	102.527
**D	CMD AGIRC IXIS D	0	418.446	418.446
**D	IXIS EURO ACTIONS	0	1.734.225	1.734.225

Azionisti:

Azionisti in proprio:

1566 Teste

9 Azionisti in delega:

13
1557


Pagina 33

LISTA ESITO DELLE VOTAZIONI

Oggetto: Bilancio di esercizio al 31 dicembre 2012

FAVOREVOLI

Badge	Ragione Sociale	Proprio	Delega	Totale
**D	CNP ASSUR PIERRE	0	98.359	98.359
**D	CNP ASSUR VALEURS	0	229.009	229.009
**D	FCP CARPIMKO EUROPE	0	287.738	287.738
**D	FCP CNP GGR	0	29.667	29.667
**D	ABP ACTIONS	0	2.278.547	2.278.547
**D	AREGE 2IC	0	102.368	102.368
**D	AREVA DIVERSIFIE OBLIGATAIRE	0	28.784	28.784
**D	NATIXIS ES ACTIONS EURO	0	106.791	106.791
**D	EVOLUTIS	0	594.891	594.891
**D	MEDI ACTIONS	0	1.000.000	1.000.000
**D	REUNICA CAAM ACTIONS	0	980.363	980.363
**D	FCP AMUNDI PULSACTIONS	0	778.517	778.517
**D	CAAM ACTIONS INTERNATIONALES	0	9.117	9.117
**D	CAAM ACTIONS RESTRUCTURATIONS	0	39.707	39.707
**D	QUERCUS	0	191.892	191.892
**D	GRD 2	0	30.302	30.302
**D	CAAM SELECT EURO	0	1.136.752	1.136.752
**D	CAAM ACTIONS EURO CA-MF	0	230.625	230.625
**D	CAAM MIDCAP EURO	0	27.352	27.352
**D	CAAM MIDVALEURS EUROPE	0	107.830	107.830
**D	SICAV AMUNDI SELECT EUROPE	0	640.000	640.000
**D	ACTIF CANTON CREDIT AGRICOLE	0	42.367	42.367
**D	APOLLINE 1 ACTIONS	0	610.994	610.994
**D	ATOUT QUANTEUROLAND	0	672.301	672.301
**D	CAAM INDICIA MEDIAN	0	310.276	310.276
**D	CAAM ACTIONS DURABLES	0	233.781	233.781
**D	ATOUT VERT HORIZON	0	78.378	78.378
**D	SICAV 5000	0	1.076.547	1.076.547
**D	SLIVAFRANCE	0	894.046	894.046
**D	CAAM DYNALION EUROPE (CA) - L025	0	231.891	231.891
**D	SICAV AMUNDI ACTIONS EURO ISR	0	1.172.297	1.172.297
**D	DYNALION MONDE PEA L997	0	75.750	75.750
**D	HYMNOS L113	0	16.901	16.901
**D	ATOUT EUROLAND	0	2.243.229	2.243.229
**D	ATOUT EUROPE MONDE	0	261.729	261.729
**D	FCPE DYNAMIQUE JAS HENNESSY & CO	0	745	745
**D	EPARGNE PRUDENCE THALES	0	39.741	39.741
**D	CAAM LABEL EQUILIBRE	0	192.059	192.059
**D	EVIAN A EQUILIBRE	0	10.486	10.486
**D	L.S. DYNAMIQUE	0	7.719	7.719
**D	N 1 RENDEMENT USINOR	0	14.132	14.132
**D	VOCATION MARCHÉ ARIANESPACE CONSEIL DE SURVEILLANCE DU FCP	0	3.905	3.905
**D	CAAM LABEL PRUDENCE	0	61.466	61.466

Azionisti:
Azionisti in proprio:1566 Teste:
9 Azionisti in delega:

13
1557

LISTA ESITO DELLE VOTAZIONI

Oggetto: Bilancio di esercizio al 31 dicembre 2012

FAVOREVOLI

Badge	Ragione Sociale	Proprio	Delega	Totale
**D	CAAM LABEL DYNAMIQUE	0	82.404	82.404
**D	LV CHALLENGE	0	37.884	37.884
**D	ASSURDIX	0	1.226.143	1.226.143
**D	CAAM INDEX EURO	0	197.768	197.768
**D	CAAM INDEX EUROPE	0	15.307	15.307
**D	FCP AMUNDI INDEX JAPON	0	9.946	9.946
**D	CAAM RESA ACTIONS EURO	0	172.550	172.550
**D	ATOUT MODERATIONS	0	573.294	573.294
**D	FCPE AMUNDI RESA ESG ACTIONS EURO	0	493.019	493.019
**D	FCP-ISR	0	17.846	17.846
**D	A.A.-IDEAM-ISR	0	64.435	64.435
**D	CPR MM EURO ACTIONS	0	80.837	80.837
**D	FCP ARRCO LONG TERME C	0	337.216	337.216
**D	ABELIO-SR	0	168.342	168.342
**D	ADPACTIONS	0	3.610	3.610
**D	FCPE ADPARGNE	0	6.376	6.376
**D	PREDICA ISR MONDE	0	57.179	57.179
**D	PREDICA ISR EUROPE	0	82.033	82.033
**D	FCP FMS 3	0	154.437	154.437
**D	FCP CRN SOGE ACTIONS	0	176.922	176.922
**D	FCP ALTBEST	0	61.338	61.338
**D	FCP PREDIQUANT A2	0	219.268	219.268
**D	GRD 20	0	315.000	315.000
**D	I.P.I.E.E.S.	0	13.066	13.066
**D	TRIPLEO 2	0	1.451.936	1.451.936
**D	FCP LCL STRATEGIE 100	0	83.762	83.762
**D	FCP VILLIERS ALLEGRO	0	425.000	425.000
**D	CPR EUROLAND	0	996.738	996.738
**D	FCP CPR ACTIVE EUROPE	0	99.715	99.715
**D	FCP RSI EURO P	0	1.619.011	1.619.011
**D	FCP ICARE	0	157.393	157.393
**D	FDC A2	0	51.534	51.534
**D	FCPE TECHNIP DYNAMIQUE	0	10.208	10.208
**D	FCP LCL TRIPLE HORIZON AV (FEV 2011)	0	16.769	16.769
**D	AGIRA LARGE CAP EURO C	0	122.378	122.378
**D	VILLIERS ALTO	0	65.290	65.290
**D	FCP MEDI ACTIONS EURO	0	120.000	120.000
**D	FCP AMUNDI HORIZON	0	63.141	63.141
**D	CNP ASSUR VALEURS	0	54.042	54.042
**D	UFF TEMPO PEA	0	194.817	194.817
**D	FCP TONI ACTIONS 100	0	122.517	122.517
**D	VIVACCIO ACTIONS	0	1.295.201	1.295.201
**D	LBPAM ACTIONS INDICE	0	1.017.578	1.017.578

Pagina 35

13
1557

Azionisti:  2566 Feste
 Azionisti in proprio: 9 Azionisti in delega:

LISTA ESITO DELLE VOTAZIONI

Oggetto: Bilancio d'esercizio al 31 dicembre 2012

FAVOREVOLI

Badge	Ragione Sociale	Proprio	Delega	Totale
**D	LBPAM PROFIL 80 PEA	0	248.345	248.345
**D	LBPAM PROFIL 100	0	98.209	98.209
**D	FCP VILLIERS DIVERSIFIE CPR AM	0	767.788	767.788
**D	AMUNDI LOT53 FRR02J	0	91.490	91.490
**D	VANGUARD INVESTMENTS EUROPE SA	0	3.195.396	3.195.396
**D	ACADIAN INTERNATIONAL ALL-CAP FUND	0	230.431	230.431
**D	ARCHDIOESE OF NEW YORK MASTER TRUST	0	107.800	107.800
**D	ACADIAN INTERNATIONAL EQUITY FUND L.P.	0	249.480	249.480
**D	RUSSELL GLOBAL EQUITY FUND	0	295.259	295.259
**D	RUSSELL GLOBAL EQUITY POOL	0	126.694	126.694
**D	ALASKA PERMANENT FUND CORPORATION	0	4.386.371	4.386.371
**D	ALAMOSA LIC	0	7.934	7.934
**D	EAFE EQUITY FUND	0	89.301	89.301
**D	EAFE EQUITY FUND	0	119.307	119.307
**D	AZL INTERNATIONAL INDEX FUND	0	344.692	344.692
**D	QUANTITATIVE GLOBAL VALUE PORTFOLIO BRANDYWINE INVESTMENTS TRUST	0	5.780	5.780
**D	BELLSOUTH CORP RFA VEGA TRUST FOR NONREPRESENTABLE EMPLOYEES	0	34.220	34.220
**D	BELLSOUTH CORPORATION RFA VEGA TRUST	0	194.112	194.112
**D	AAA NORTHERN CALIFORNIA NEVADA & UTAH INSURANCE EXCHANGE	0	203.075	203.075
**D	FLORIDA STATE BOARD OF ADMINISTRATION	0	261.038	261.038
**D	THE CLEVELAND CLINIC FOUNDATION	0	180.480	180.480
**D	CLEVELAND CLINIC HEALTH SYSTEMENSION TRUST	0	75.518	75.518
**D	CENTRAL STATES SOUTHEAST AND SOUTHWEST AREAS PENSION FUND	0	1.241.800	1.241.800
**D	CONNECTICUT GENERAL LIFE INSURANCE COMPANY	0	65.754	65.754
**D	THE CANADA LIFE ASSURANCE COMPANY	0	3.628	3.628
**D	CORPORATION OF LONDON CITY'S CASH	0	500.600	500.600
**D	EMPLOYEES RETIREMENT SYSTEM OF BALTIMORECOUNTY	0	103.600	103.600
**D	DIEBOLD INCORPORATED MASTER PENSION TRUST	0	88.700	88.700
**D	ONTARIO POWER GENERATION INC	0	996.693	996.693
**D	ONTARIO POWER GENERATION INC	0	182.745	182.745
**D	BNY MELLON EMPLOYEE BENEFIT COLLECTIVE INVESTMENT FUND PLAN	0	5.906.629	5.906.629
**D	THE DUN AND BRADSTREET CORP DEFINED BENEFIT GROUP TRUST	0	87.712	87.712
**D	ADVANTAGE FUNDS INC - GLOBAL ALPHA FUND	0	26.178	26.178
**D	DREYFUS INDEX FUNDS INC DREYFUS INTERNATIONAL STC	0	278.459	278.459
**D	BNY MELLON TRUST BNY MELLON INTL EQUITY INCOME FUND	0	22.200	22.200
**D	PANAGORA ASSET MANAGEMENT	0	1.918	1.918
**D	COUNTY EMPLOYEES ANNUITY AND BENEFIT FUND OF COOK COUNTY	0	173.868	173.868
**D	EVANGELICAL LUTHERAN CHURCH INAMERICA BOARD OF PEN	0	150.021	150.021
**D	THE ROYAL INST FOR THE ADVANCEMENT OF LEARNING MCGILL UNIVERSITY	0	25.392	25.392
**D	CBIS GLOBAL FUNDS PLC	0	70.000	70.000
**D	EDUCATIONAL EMPLOYEES' SUPP. RET. SYSTEM OF FAIRFAX COUNTY	0	283.265	283.265
**D	FAIRFAX COUNTY EMPLOYEES' RETIREMENT SYSTEM	0	93.100	93.100
**D	FIDELITY COMMONWEALTH TRUST II FID INTERNAT ENCHANGED INDEX FUND	0	44.699	44.699

Azionisti:

Azionisti in proprio:

1566 Tesite
9 Azionisti in delega:

13
1557

Pagina 36

Assemblea Ordinaria del 30 aprile 2013

LISTA ESITO DELLE VOTAZIONE

Oggetto: Bilancio di-esercizio al 31 dicembre 2012

FAVOREVOLI

Badge	Ragione Sociale	Proprio	Delega	Totale
**D	FIDELITY CONCORD STREET TRUST: SPARTAN INTERNATIONAL INDEX FD	0	5.831.139	5.831.139
**D	FIRE AND POLICE PENSION ASSOCIATION OF COLOR	0	235.613	235.613
**D	FLORIDA RETIREMENT SYSTEM	0	454.187	454.187
**D	FLORIDA RETIREMENT SYSTEM	0	104.799	104.799
**D	FLORIDA RETIREMENT SYSTEM	0	5.179.488	5.179.488
**D	THE GREAT-WEST LIFE ASSURANCE COMPANY	0	57.476	57.476
**D	THE GABELLI UTILITY TRUST INC	0	300.000	300.000
**D	COUNSEL GLOBAL DIVIDEND	0	13.100	13.100
**D	CHRISTUS HEALTH	0	45.000	45.000
**D	BMO INTERNATIONAL EQUITY HEDGEDTO CAD INDEX ETF	0	107.077	107.077
**D	KROGER COMPANY MASTER RETIREMENT TRUST	0	55.229	55.229
**D	KANSAS PUBLIC EMPLOYEES RETIREMENT	0	52.276	52.276
**D	UFCW CONSOLIDATED PENSION FUND	0	25.853	25.853
**D	LOS ANGELES COUNTY EMPLOYEES RETIREMENT ASSOCIATI	0	1.496.559	1.496.559
**D	FIREFIGHTERS RETIREMENT SYSTEM	0	52.300	52.300
**D	LUCENT TECHNOLOGIES INC. DEFINED CONTRIBUTION PLAN MASTER TRUST	0	2.807.044	2.807.044
**D	LONDON LIFE INSURANCE COMPANY	0	100.157	100.157
**D	LUCENT TECHNOLOGIES INC. MASTERPENSION TRUST	0	252.962	252.962
**D	LVIP SSGA DEVELOPED INTERNATIONAL 150 FU	0	1.267.459	1.267.459
**D	LVIP SSGA INTERNATIONAL INDEX FUND	0	654.852	654.852
**D	SHERIFFS PENSION AND RELIEF FUND	0	44.012	44.012
**D	LOUISIANA STATE EMPLOYEES' RETIREMENT SYSTEM	0	660.600	660.600
**D	TEACHERS' RETIREMENT SYSTEM OF LOUISIANA	0	33.625	33.625
**D	TEACHERS' RETIREMENT SYSTEM OF LOUISIANA	0	847.300	847.300
**D	MBC INVESTMENTS CORPORATION	0	8.555	8.555
**D	CITY OF MEMPHIS RETIREMENT SYSTEM	0	20.000	20.000
**D	MCGILL UNIVERSITY PENSION FUND	0	16.435	16.435
**D	MARCO CONSULTING GROUP TRUST I	0	193.900	193.900
**D	EMPLOYEE RETIREMENT INCOME PLANTRUST OF 3M COM	0	838.071	838.071
**D	MANVILLE PERSONAL INJURY SETTLEMENT TRUST	0	50.711	50.711
**D	MERCY INVESTMENT SERVICES	0	88.506	88.506
**D	PUBLIC EMPLOYEES RETIREMENT SYSTEM OF MISSISSIPPI	0	499.065	499.065
**D	MARS GMBH	0	1.492.135	1.492.135
**D	METROPOLITAN WATER RECLAMATION DISTRICT RETIREMENT FUND	0	20.142	20.142
**D	MINISTRY OF FINANCE OF THE REPUBLIC OF KAZAKHST	0	779.938	779.938
**D	MINISTRY OF FINANCE OF THE REPUBLIC OF KAZAKHST	0	486.470	486.470
**D	TREASURER OF THE STATE OF NORTHCAROLINAEQUITY INVESTMENT FUND POOLED	0	2.038.549	2.038.549
**D	TREASURER OF THE STATE OF NORTHCAROLINAEQUITY INVESTMENT FUND POOLED	0	2.820.727	2.820.727
**D	INTERNATIONAL EQUITY INCOME FUND	0	3.700	3.700
**D	ROGERSCASEY TARGET SOLUTIONS LLC.	0	140.503	140.503
**D	ROGERSCASEY TARGET SOLUTIONS LLC.	0	183.965	183.965
**D	NSP MONTICELLO MINNESOTA RETAILQUALIFIED TRUST	0	32.732	32.732
**D	NSP MINNESOTA PRAIRIE I RETAIL QUALIFIED TRUST	0	26.314	26.314

173

Azionisti:
Azionisti in proprio:1566 Tesfer
9 Azionisti in delega:13
1557

Pagina 37

LISTA ESITO DELLE VOTAZIONE

Oggetto: Bilancio di-esercizio al 31 dicembre 2012

FAVOREVOLI

Badge	Ragione Sociale	Proprio	Delega	Totale
**D	NSP MINNESOTA RETAIL PRAIRIE IIQUALIFIED TRUST	0	28.239	28.239
**D	PUBLIC EMPLOYEES RETIREMENT SYSTEM OF NEVADA	0	2.305.629	2.305.629
**D	RETIREMENT BENEFITS INVESTMENT FUND	0	19.715	19.715
**D	NEW YORK STATE DEFERRED COMPENSATION PLAN	0	55.351	55.351
**D	BELL ATLANTIC MASTER TRUST	0	86.600	86.600
**D	BELL ATLANTIC MASTER TRUST	0	183.566	183.566
**D	BELL ATLANTIC MASTER TRUST	0	645.762	645.762
**D	ONTARIO PENSION BOARD	0	950.898	950.898
**D	ONTARIO POWER GENERATION INC. PENSION PLAN	0	549.080	549.080
**D	OPEC FUND FOR INTERNATIONAL DEVELOPMENT	0	388.059	388.059
**D	PENSION FUND SOCIETY OF THE BANK OF MONTREAL	0	311.797	311.797
**D	POINT BEACH UNIT 1 AND UNIT 2 NO TRUST-ACCOUNTING MECHANISM	0	13.161	13.161
**D	PENSION FUND OF THE CHRISTIAN CHURCH	0	63.300	63.300
**D	CHRISTUS HEALTH CASH BALANCE PLAN	0	47.300	47.300
**D	PACIFIC GAS AND ELECTRIC QUALIFIED CPUC DECOMMISSIONING TRUST	0	226.584	226.584
**D	PANAGORA GROUP TRUST	0	19.245	19.245
**D	PG&E POSTRET. MEDICAL PLAN TR.MGMT & NONBARGAINING	0	13.642	13.642
**D	POOL REINSURANCE COMPANY LIMITED	0	554.962	554.962
**D	PENSION RESERVES INVESTMENT TRUST FUND	0	2.064.071	2.064.071
**D	INDIANA PUBLIC EMPLOYEES RETIREMENT FUND	0	82.145	82.145
**D	INDIANA PUBLIC EMPLOYEES RETIREMENT FUND	0	198.334	198.334
**D	PUBLIC EMPLOYEE RETIREMENT SYSTEM OF IDAHO	0	301.237	301.237
**D	ARIZONA PSPRS TRUST	0	338.562	338.562
**D	CC & L ARROWSTREET EAFE EQUITY FUND	0	198.646	198.646
**D	SANTA BARBARA COUNTY EMPLOYEESRETIREMENT SYSTEM	0	52.229	52.229
**D	RENAISSANCE INTERNATIONAL DIVIDEND FUND	0	21.943	21.943
**D	RR DONNELLEY SAVING PLAN MASTERTRUST	0	78.668	78.668
**D	RUSSELL INSTITUTIONAL FUNDS LLCRUSSELL INTERNATIONAL EQUITY FD	0	444.300	444.300
**D	AON HEWITT GROUP TRUST	0	16.583	16.583
**D	AON HEWITT GROUP TRUST	0	17.052	17.052
**D	SOUTHERN CALIFORNIA EDISON CO NUCLEAR FACILITIES Q	0	335.180	335.180
**D	AT&T UNION WELFARE BENEFIT TRUST	0	579.320	579.320
**D	SMITHFIELDS FOODS MASTER TRUST	0	143.296	143.296
**D	SEMPRA ENERGY PENSION MASTER TRUST	0	251.157	251.157
**D	SHELL PENSION TRUST	0	500.287	500.287
**D	SHELL PENSION TRUST	0	469.275	469.275
**D	SHELL PENSION TRUST	0	556.200	556.200
**D	STANISLAUS COUNTY EMPLOYEES RETIREMENT ASSOCIATION	0	131.800	131.800
**D	STATE OF WISCONSIN INVESTMENT BOARD	0	325.000	325.000
**D	STATE OF WISCONSIN INVESTMENT BOARD	0	2.522.800	2.522.800
**D	STATE OF WISCONSIN INVESTMENT BOARD	0	253.200	253.200
**D	STATE OF WISCONSIN INVESTMENT BOARD	0	2.415.574	2.415.574
**D	STATE OF WISCONSIN INVESTMENT BOARD	0	268.398	268.398

LISTA ESITO DELLE VOTAZIONI

Oggetto: Bilancio di esercizio al 31 dicembre 2012

FAVOREVOLI

Badge	Ragione Sociale	Proprio	Delega	Totale
**D	STATE OF WISCONSIN INVESTMENT BOARD	0	2.968.074	2.968.074
**D	STATE OF WISCONSIN INVESTMENT BOARD	0	229.278	229.278
**D	TD EMERALD INTERNATIONAL EQUITYINDEX FUND	0	1.590.246	1.590.246
**D	TD INTERNATIONAL INDEX FUND	0	136.308	136.308
**D	TD EUROPEAN INDEX FUND	0	44.139	44.139
**D	PUBLIC SECTOR PENSION INVESTMENT BOARD	0	2.757.554	2.757.554
**D	TEXAS EDUCATION AGENCY	0	1.901.794	1.901.794
**D	IMPERIAL INTERNATIONAL EQUITY POOL	0	519.200	519.200
**D	IMPERIAL GLOBAL EQUITY INCOME POOL	0	491.233	491.233
**D	TENNESSEE VALLEY AUTHORITY RETIREMENT SYSTEM	0	287.400	287.400
**D	TENNESSEE VALLEY AUTHORITY RETIREMENT SYSTEM	0	368.684	368.684
**D	UNITED CHURCH FUNDS INC	0	139.600	139.600
**D	ONTARIO POWER GENERATION INC.	0	1.180.329	1.180.329
**D	THE UNIVERSITY OF MANITOBA PENSION PLAN (1970)	0	59.800	59.800
**D	UNIVERSITY OF GUELPH FOREIGN PROPERTY TRUST	0	216.313	216.313
**D	UNIVERSITY OF GUELPH FOREIGN PROPERTY TRUST	0	172.400	172.400
**D	UNIVERSITY OF GUELPH	0	50.700	50.700
**D	UNITED TECHNOLOGIES CORP. MASTER RETIREMENT TR	0	87.336	87.336
**D	WRIGHT INTERNATIONAL BLUE CHEPSEQUITIES FUND	0	39.101	39.101
**D	DREXEL HAMILTON CENTRE GLOBAL EQUITY FUND	0	32.720	32.720
**D	VEBA PARTNERSHIP N LP	0	402.172	402.172
**D	VIRGINIA RETIREMENT SYSTEM	0	761.818	761.818
**D	VIRGINIA RETIREMENT SYSTEM	0	1.550.898	1.550.898
**D	VERIZON MASTER SAVINGS TRUST	0	27.086	27.086
**D	WELLPOINT MASTER TRUST	0	171.470	171.470
**D	WEST VIRGINIA INVESTMENT MANAGEMENT BOARD	0	1.147.900	1.147.900
**D	FOREST FOUNDATION	0	989	989
**D	STEWARDSHIP FOUNDATION	0	3.926	3.926
**D	SALVATION ARMY A CALIFORNIA CORPORATION	0	71.800	71.800
**D	CIBC INTERNATIONAL INDEX FUND	0	86.174	86.174
**D	CIBC EUROPEAN INDEX FUND	0	37.654	37.654
**D	CIBC POOLED INTERNATIONAL EQUITY INDEX FUND	0	29.929	29.929
**D	YORK UNIVERSITY PENSION FUND	0	223.600	223.600
**D	NBT MAIN A C (NCB CLEARING SVCS)	0	325.300	325.300
800	DI STEFANO STEFANO	0	0	0
DE*	MINISTERO DELL'ECONOMIA E DELLE FINANZE	0	2.937.972.731	2.937.972.731
**RA*	SERVIZIO TITOLI SPA RAPPR. DESIGNATO EX ART. 135 UNDECIES TUF IN PERSONA DI VERONICA CICIRIELLO	0	1.520	1.520
982	ROSSI AGOSTINO	11.993	7.678	19.671

Totale voti 4.509.799.714
 Percentuale votanti % 99,549529
 Percentuale Capitale % 47,959461

Azionisti: 1566 Teste: 13
 Azionisti in delega: 9 Azionisti in delega: 1557

LISTA ESITO DELLE VOTAZIONE
Oggetto: Bilancio di-esercizio al 31 dicembre 2012

FAVOREVOLI

Badge	Ragione Sociale	Proprio	Delega	Totale
-------	-----------------	---------	--------	--------

176

Azionisti: 1566 Tesi: 13
 Azionisti in proprio: 9 Azionisti in delega: 1557



Assemblea Ordinaria del 30 aprile 2013ESITO VOTAZIONE

Oggetto : **Determinazione utile di esercizio**

Hanno partecipato alla votazione:

-n° 1587 azionisti,

portatori di n° 4.530.205.731 azioni ordinarie, tutte ammesse al voto,

pari al 48,176469% del capitale sociale.

Hanno votato:

		% su Azioni Ordinarie Ammesse al voto
Favorevoli	4.506.192.293	99,469926
Contrari	1.914	0,000042
SubTotale	<u>4.506.194.207</u>	99,469968
Astenuti	12.566.524	0,277394
Non Votanti	<u>11.445.000</u>	0,252638
SubTotale	24.011.524	0,530032
Totale	<u>4.530.205.731</u>	100,000000

Ai sensi dell'art. 135-undecies del TUF **non sono computate** ai fini del calcolo della maggioranza e del capitale richiesto per l'approvazione della delibera numero 0 azioni pari al **0,000000%** delle azioni rappresentate in aula.

Assemblea Ordinaria del 30 aprile 2013

LISTA ESITO DELLE VOTAZIONE

Oggetto: **Determinazione utile di esercizio**

CONTRARI

Badge	Regione Sociale	Proprio	Delega	Totale
612	PALOMBO GIANLUCA	0	0	0
**D	DIGNITY HEALTH	0	1.892	1.892
RA	SERVIZIO TITOLI SPA RAPPR. DESIGNATO EX ART. 135 UNDECIES TUF IN PERSONA DI VERONICA CICIRIELLO	0	22	22

Totale voti 1.914
 Percentuale votanti % 0,000042
 Percentuale Capitale % 0,000020

178



Pagina 1

Azionisti: 1 Teste: 2
 Azionisti in proprio: 0 Azionisti in delega: 1

Assemblea Ordinaria del 30 aprile 2013

LISTA ESITO DELLE VOTAZIONE

Oggetto: Determinazione utile di esercizio

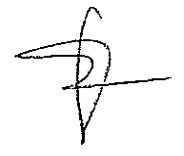
ASTENUTI

Badge	Ragione Sociale	Proprio	Delega	Totale
1568	CECCARELLI CLAUDIO	4.611	0	4.611
1935	PEDERSOLI LANFRANCO	6.016	0	6.016
3191	MEGGIOLARO MAURO	0	0	0
DE*	FONDAZIONE CULTURALE RESPONSABILITA' ETICA	0	250	250
612	PALOMBO GIANLUCA	0	0	0
**D	ARCA SGR FONDO ARCA AZIONI ITALIA	0	6.500.000	6.500.000
**D	ARCA SGR FONDO ARCA BB	0	1.500.000	1.500.000
**D	ANIMA SGR SPA - FONDO ANIMA ITALIA	0	4.500.000	4.500.000
**D	OBLATE INTERNATIONAL PASTORAL INVESTMENT TRUST	0	54.897	54.897
**D	WELLS FARGO BANK MINNESOTA NA	0	750	750

Totale voti 12.566.524

Percentuale votanti % 0,277394

Percentuale Capitale % 0,133639




Pagina 2

8 5

2 6

Azionisti: 8 Teste:

Azionisti in proprio: 2 Azionisti in delega:



LISTA ESITO DELLE VOTAZIONE


Oggetto: Determinazione utile di esercizio

NON VOTANTI

Badge	Ragione Sociale	Proprio	Delega	Totale
612	PALOMBO GIANLUCA	0	0	0
**D	UBI PRAM SGR/ UBI PRAM AZIONI ITALIA	0	2.000.000	2.000.000
**D	CHALLENGE FUNDS	0	690.000	690.000
**D	FONDO GESTIELLE OBIETTIVO ITALIA DI ALETTI GESTIELLE S.G.R.	0	700.000	700.000
**D	FIDEURAM GESTIONS S.A. FIDEURAM FUND EQUITY EUROPE	0	55.000	55.000
**D	FIDEURAM GESTIONS S.A. FIDEURAM FUND EQUITY ITALY	0	400.000	400.000
**D	FIDEURAM GESTIONS S.A. FONDITALIA EQUITY ITALY	0	3.000.000	3.000.000
**D	INTERFUND SICAV INTERFUND EQUITY ITALY	0	620.000	620.000
**D	ALLIANZ GLOBAL INVESTOR ITALIA SGR SPA ALLIANZ AZIONI ITALIA	0	1.600.000	1.600.000
**D	FIDEURAM INVESTIMENTI SGR SPA - FIDEURAM ITALIA	0	200.000	200.000
**D	ERSEL ASSET MANAGEMENT SGR SPA - FONDERSEL PMI	0	180.000	180.000
**D	MEDIOLANUM GESTIONE FONDI SGR SPA- MEDIOLANUM FLESSIBILE ITA	0	2.000.000	2.000.000

Totale voti 11.445.000
 Percentuale votanti % 0,252638
 Percentuale Capitale % 0,121712

180



Azionisti in proprio: 11
 Azionisti in delega: 0
 Teste: 1
 Azionisti in delega: 11



Assemblea Ordinaria del 30 aprile 2013

LISTA ESITO DELLE VOTAZIONI

Oggetto: Determinazione utile di esercizio

FAVOREVOLI

Badge	Ragione Sociale	Proprio	Delega	Totale
1310	CRESCIMANNI GIOVANNI	1.715	0	1.715
1655	DORI CARLO	1.250	1.250	2.500
1657	MARINI VINCENZO	500	0	500
1948	PETRICCA ALBERTO	2.835	0	2.835
2040	ANGELETTI FRANCO	200	200	400
2535	IEPPARIELLO ANTONIO	13.000	0	13.000
2770	GRAMITO VINCENZO	1.753	0	1.753
2907	STERLOCCHI COSTANTINO	51.000	0	51.000
2989	BALDINI CLAUDIA	0	1.378	1.378
3009	GIULIANI PAOLO EMILIO	0	66.966	66.966
612	PALOMBO GIANLUCA	0	0	0
**D	BAYERNINVEST KAPITALANLAGEGESELLSCHAFT M	0	256.637	256.637
**D	BNP PARIBAS INVESTMENT PARTNERS SGR S.P.A. GESTORE DEL FONDO BNL AZIONI ITALIA	0	500.000	500.000
**D	NM5 GHDE SCH ACCOUNT	0	696.724	696.724
**D	SDV METZLER INVESTMENT F30	0	210.250	210.250
**D	SDV METZLER INVESTMENT F26	0	343.653	343.653
**D	SCHWAB INTERNATIONAL INDEX FUND	0	916.467	916.467
**D	GMO TAX-MANAGED INTERNATIONAL EQUITIES F	0	1.955.740	1.955.740
**D	GMO ERISA POOL	0	4.782.693	4.782.693
**D	GMO INTERNATIONAL INTRINSIC VALUE FUND	0	39.801.863	39.801.863
**D	GMO FOREIGN FUND	0	1.277.385	1.277.385
**D	PIONEER INTERNATIONAL VALUE FUND	0	368.800	368.800
**D	DWS DIVERSIFIED INTERNATIONAL EQUITY VIP	0	71.348	71.348
**D	VANGUARD EUROPEAN STOCK INDEX FUND	0	8.701.334	8.701.334
**D	VANGUARD TAX-MANAGED INTERNATIONAL FUND	0	8.350.630	8.350.630
**D	PYRAMIS GROUP TR FOR EMPLOYEES BENEF PLA	0	7.006.340	7.006.340
**D	DWS DIVERSIFIED INTERNATIONAL EQUITY FUND	0	61.324	61.324
**D	BBH/LIFEYRISSJODUR VERZLUNARMANNA-PENSIO	0	73.114	73.114
**D	SEI INST INVEST TRUST WORLD EQ EX-US FUN	0	124.186	124.186
**D	JTSB STB DAIWA STOCK INDEX FUND 9807	0	172.200	172.200
**D	GMO GLOBAL ACTIVE EQUITY FUND LP	0	185.819	185.819
**D	GMO DEVELOPED WORLD STOCK FUND	0	1.080.633	1.080.633
**D	GMO INTERNATIONAL CORE EQUITY FUND	0	19.026.211	19.026.211
**D	BBH B J T S RE CMA MFS EX-JAPAN GROWTH MOTHER FUND	0	192.477	192.477
**D	BBH BOS MTBJ RE: MANULIFE INTL BOND INDEX MOTH FND	0	1.048.314	1.048.314
**D	FIDELITY FUNDS SICAV	0	7.565.885	7.565.885
**D	FIL LIMITED FIDELITY INTERNATIONALIMITED	0	5.061	5.061
**D	BBH-FDLT EUR RE PLTS NATURAL RESOURC+UTL	0	10.931	10.931
**D	BBH (LUX) - FIDELITY ACTIVE STRAT ASIA PACIFIC FND	0	124.381	124.381
**D	ING (L) LIQUID	0	9.172.679	9.172.679
**D	SCHRODER GAIA	0	5.834	5.834
**D	ING DIRECT	0	232.455	232.455
**D	MIYUBISHI UFJ GBL CUSTODY SA FOR MS MUL	0	94.836	94.836

Pagina 4

Azionisti: 1565 Teste: 15
 Azionisti in proprio: 10 Azionisti in delega: 1555

181

Assemblea Ordinaria del 30 aprile 2013

LISTA ESITO DELLE VOTAZIONE

Oggetto: Determinazione utile di esercizio

FAVOREVOLI

Badge	Regione Sociale	Proprio	Delega	Totale
**D	SEI INST INV TRUST SCREENED WORLD EQ EX	0	53.578	53.578
**D	PYRAMIS SELECT INTER EQ FUND LLC	0	222.366	222.366
**D	VANGUARD TOTAL WORLD STOCK INDEX FUND	0	557.278	557.278
**D	PZENA VALUE FUNDS PL	0	748.025	748.025
**D	SEI INSTITUTIONAL INTERN TRUST INTERNATI	0	631.014	631.014
**D	SEI INST INVES TRUST INTERNAT EQTY FUND	0	59.939	59.939
**D	SEI INS INV TRU INT FUND/INTECH	0	40.886	40.886
**D	VANGUARD DEVELOP MARKET INDEX FUND	0	7.009.185	7.009.185
**D	VANGUARD FTSE ALL-WORLD EX US INDEX FUND	0	6.584.995	6.584.995
**D	GMO FUNDS PLC	0	963.871	963.871
**D	BBH B FOR TMTBJ RE: MUTB400037270	0	468.506	468.506
**D	GMO REAL RET ASS ALL FUND LP	0	987.595	987.595
**D	BBHC BOS FOR PYRAM GR TRUST FOR EMPL EMERG MM COM	0	253.103	253.103
**D	PYRAMIS GLOBAL EX US INDEX FUND LP	0	253.052	253.052
**D	PYRAMIS GROUP TR FOR EMPLOYEES BENEF PLAN	0	179.067	179.067
**D	FIRST TRUST EUROPE ALPHADEX FUND	0	60.091	60.091
**D	FIRST TRUST DEVELOPED MARKETS EX-US ALPH	0	32.766	32.766
**D	FIDELITY SPARTAN GLOBAL EX US INDEX FUND	0	85.232	85.232
**D	VANGUARD FUNDS PLC	0	13.978	13.978
**D	GMO INT INTRINSIC VALUE EXTEND MARKETS F	0	1.117.661	1.117.661
**D	GMO DEVELOPED WORLD EQUITY INVESTMENT FU	0	3.088.602	3.088.602
**D	PZENA EAFE DYNAMIC VALUE SERVICES FUND	0	7.850	7.850
**D	SCHWAB FUNDAMENTAL INTER LARGE COMP IN F	0	789.835	789.835
**D	WELLINGTON TRUST COMPANY, NATIONAL ASSOC	0	804	804
**D	SEI INSTITUTIONAL MANAGED TRUST MULTI-AS	0	24.822	24.822
**D	WELLI TRUS NAT ASSOC COMMON TRUST FUNDS	0	17.583	17.583
**D	WELLINGTON TRUST COMP FUNDS II CORE BOND	0	1.348	1.348
**D	ALLIANZ GLOBAL INVESTOR PREMIER	0	170.000	170.000
**D	HSBC FUND SERVICES CLIENT	0	139.290	139.290
**D	REGARD ACTIONS DEVELOPPEMENT DURABLE	0	300.000	300.000
**D	HENDERSON STRATEGIC INVESTMENT FUNDS	0	741.627	741.627
**D	OP-FONDS AEV HAEK	0	340.000	340.000
**D	DEKA FUNDMASTER INVEST MBH FID HAEK RENT	0	543.805	543.805
**D	UNIVERSAL INVEST BAYVK A1 FONDS	0	2.073.022	2.073.022
**D	BAYVK GI BVK INDEX	0	255.221	255.221
**D	BPI GLOBAL INVESTMENT FUND	0	46.269	46.269
**D	HOOR-GLASS INTERNATIONAL SHARES SECTOR TRUST	0	367.723	367.723
**D	HOOR-GLASS INTERNAT SHARES SECTOR TRUST	0	216.236	216.236
**D	HOOR-GLASS INDEXED INT SHARES SEC TRUST	0	125.243	125.243
**D	FUTURE DIRECTIONS CORE INT SHARE FUND 2	0	86.985	86.985
**D	FD INTERNATIONAL SHARE FUND 1	0	148.217	148.217
**D	WHOLESALE UNIT TRUST GLOBAL INDEX SHARES	0	98.992	98.992
**D	WHOLESALE UNIT TRUST GLOBAL SHARES F 3	0	13.843	13.843

Azionisti: 1565 Teste: 15
 Azionisti in proprio: 10 Azionisti in delega: 1555

Pagina 5



LISTA ESITO DELLE VOTAZIONE

Oggetto: Determinazione utile di esercizio

FAVOREVOLI

Badge	Ragione Sociale	Proprio	Delega	Totale
**D	AVSUPER FUND	0	33.398	33.398
**D	NATIONAL MUTUAL LIFE ASS OF AUSTRALASIA	0	263.840	263.840
**D	IPAC SPECIALIST INV STR INT SHARE STR	0	167.800	167.800
**D	IPAC SPECIALIST INV STR INT SHARE STR	0	1.895.511	1.895.511
**D	IPAC SPECIALIST INV STR INT SHARE STR	0	203.814	203.814
**D	WHOLESALE GLOBAL EQUITY INDEX FUND	0	127.273	127.273
**D	MULTIMIX WHOLESale INTERNATIONAL SHARES TRUST	0	134.923	134.923
**D	MULTIMIX WHOLESale INT SHARES TRUST	0	64.951	64.951
**D	MULTIMIX WHOLESale INT SHARES TRUST	0	72.400	72.400
**D	MULTIMIX WHOLESale INTERNATIONAL SHARES TRUST	0	207.531	207.531
**D	AFS INTERNATIONAL SHARE FUND 1	0	116.321	116.321
**D	AUSTRALIAN CATHOLIC SUPERAN RETIREM FUND	0	2.476.897	2.476.897
**D	ENHANCED INDEX INTERNATIONAL SHARE FUND	0	50.000	50.000
**D	FCP ARPEGE ACTIONS	0	10.000	10.000
**D	FCP SCORE MARIE JOSEPH	0	100.493	100.493
**D	FCP UNION LONG SHORT EUROPE	0	4.500	4.500
**D	FCP SCORE SIGMA	0	5.000	5.000
**D	FCP SCORE SAXE	0	3.096	3.096
**D	CM-CIC PERSPECTIVE STRATEGIE 50	0	159.812	159.812
**D	FCPE CONVERGENCE DIVERSIFIE	0	26.154	26.154
**D	FCP GAILLON 130/30	0	250.000	250.000
**D	FCP ES GESTION EQUILIBRE	0	308.560	308.560
**D	FCP ES DYNAMIQUE	0	70.000	70.000
**D	FCP ES TEMPERE	0	778.394	778.394
**D	FCP CM ACTIONS EURO	0	100.000	100.000
**D	VALORATIONS	0	74.031	74.031
**D	FCP GAILLON MAITRE ACTIONS	0	487.246	487.246
**D	FCP UNION EUROPE	0	93.000	93.000
**D	FCP UNI 1	0	1.186	1.186
**D	FCP SCORE THANRY	0	2.878	2.878
**D	FCP SCORE SAINT JOSEPH	0	3.098	3.098
**D	FCP SCORE SAINTE URSULE	0	20.000	20.000
**D	SCORE SAINT NICOLAS	0	6.010	6.010
**D	FCP SCORE PILLAUD	0	5.388	5.388
**D	FCP SCORE ORMESSON	0	3.964	3.964
**D	FCP SCORE M O	0	13.284	13.284
**D	FCP SCORE GALIEN	0	7.000	7.000
**D	FCP SCORE BON SECOURS	0	3.000	3.000
**D	FCP SCORE AUMEX	0	5.344	5.344
**D	FCP SCORE AD BESANCON	0	1.216	1.216
**D	FCPE ROUSSELOT MIXTE	0	4.414	4.414
**D	FCP PATRIMOINE PLACEMENT 5	0	4.952	4.952
**D	FCP PATRIMOINE PLACEMENT 3	0	2.430	2.430
**D	FCP PATRIMOINE PLACEMENT 2	0		

Pagina 6

 Azionisti: 1565 Teste: 1555
 Azionisti in proprio: 10 Azionisti in delega:

Assemblea Ordinaria del 30 aprile 2013

LISTA ESITO DELLE VOTAZIONE

Oggetto: Determinazione utile di esercizio

FAVOREVOLI

Badge	Ragione Sociale	Proprio	Delega	Totale
**D	FCP PATRIMOINE PLACEMENT	0	1.746	1.746
**D	MONSANTO ACTIONS	0	12.160	12.160
**D	FCP LUCKY	0	3.082	3.082
**D	1612 FCP KOLBENSCHMIDT PIERBURG	0	1.440	1.440
**D	FCP GUTENBERG	0	8.200	8.200
**D	FCP GROUPE BRIAND	0	1.382	1.382
**D	FCP GESTION PLACEMENT 1	0	2.931	2.931
**D	1515 FCP GERARD PERRIER	0	1.900	1.900
**D	FREESCALE DYNAMIQUE	0	7.000	7.000
**D	FREESCALE DIVERSIFIE	0	27.360	27.360
**D	FCP BAUD CIC	0	6.700	6.700
**D	ESPOIR FCP	0	2.500	2.500
**D	FCPE EUROP ASSISTANCE DIVERSIFIE	0	6.080	6.080
**D	CM EUROPE ACTIONS	0	72.909	72.909
**D	CM ALLIANCE FCP	0	4.000	4.000
**D	FCP CAPSUGEL	0	9.880	9.880
**D	CANSON ET MONGOLFIER	0	1.500	1.500
**D	FCP BRANT	0	1.110	1.110
**D	1327 FCP BQUE SCALBERT DUPONT	0	24.400	24.400
**D	ARPEGE PREVYOYANCE	0	77.280	77.280
**D	AREGE	0	149.320	149.320
**D	PICTET & CIE/NON RES EXEMPT GCT	0	829.833	829.833
**D	PICTET AND COMPANY GENEVA	0	22.907	22.907
**D	CAPACITY FONDS INSTITUTIONEL-ACTIONS ETRANGERES PIB	0	128.737	128.737
**D	UMBERTO TRUST CAPITAL C/O KLEINWORT BENSON JOSHUA	0	11.528	11.528
**D	RAIFFEISEN INDEX FONDS	0	44.536	44.536
**D	PICTET HIGH DIVIDEND SELECTION	0	4.369.244	4.369.244
**D	PGSF GLOBAL UTILITIES EQUITIES CURRENCY HEDGE FUND	0	1.222.871	1.222.871
**D	PGSF GLOBAL UTILITIES EQUITIES FUND	0	56.418.142	56.418.142
**D	PGSF GLOBAL INCOME STOCK FUND	0	1.086.851	1.086.851
**D	PGSF GLOBAL HIGH YIELD UTILITIES EQUITIES FUND	0	548.262	548.262
**D	SHINKO GLOBAL EQUITY INDEX	0	34.023	34.023
**D	ROBECO CAPITAL GROWTH FONDS	0	342.279	342.279
**D	HSBC INTERNATIONAL SELECT FUND	0	826.300	826.300
**D	SCHRÖDER INTERNATIONAL SELECTION FUND	0	3.104.905	3.104.905
**D	JPMORGAN FUNDS	0	6.911.213	6.911.213
**D	MORGAN STANLEY INVESTMENT FUNDS	0	1.398.384	1.398.384
**D	T. ROWE PRICE FUNDS SICAV	0	6.488	6.488
**D	JPMORGAN INVESTMENT FUNDS	0	3.116.216	3.116.216
**D	OFI MULTI SELECT	0	84.682	84.682
**D	MOMENTUM INVESTMENT FUNDS SICAV-SIF	0	825.084	825.084
**D	BLACKROCK INSTITUTIONAL POOLED FUND PLC	0	106.139	106.139
**D	VANGUARD INVESTMENT SERIES, PLC	0	7.316.131	7.316.131

Pagina 7

Azionisti: 1565 Teste: 15
 Azionisti in proprio: 10 Azionisti in delega: 1555

Assemblea Ordinaria del 30 aprile 2013

LISTA ESITO DELLE VOTAZIONE

Oggetto: Determinazione utile di esercizio

FAVOREVOLI

Badge	Ragione Sociale	Proprio	Delega	Totale
**D	ADEPT INVESTMENT MANAGEMENT PLC	0	66.802	66.802
**D	SHELL TRUST (BERMUDA) LTD AS TRUSTEE OF THE SHELL OVERSEAS C.P. FUND	0	545.801	545.801
**D	NFS LIMITED	0	977.104	977.104
**D	SHELL TRUST (BERMUDA) LIMITED AS TRUSTEE	0	107.987	107.987
**D	LABOR PENSION FUND SUPERVISORY COMMITTEE	0	626.991	626.991
**D	LABOR PENSION FUND SUPERVISORY COMMITTEE	0	179.641	179.641
**D	LABOR PENSION FUND SUPERVISORY COMM TTEE-LABOR PENSION FUND 13.F.	0	254.629	254.629
**D	LABOR PENSION FUND SUPERVISORY COMMITTEE-LABOR PENSION FUND 13.F. NO 172	0	241.494	241.494
**D	MINWORKERS PENSION SCHEME	0	1.801.913	1.801.913
**D	FSS TRUSTEE CORPORATION	0	3.366.784	3.366.784
**D	H.E.S.T. AUSTRALIA LIMITED	0	1.489.783	1.489.783
**D	SCHRODER GLOBAL ENHANCED INDEX FUND	0	710.549	710.549
**D	SAS TRUSTEE CORPORATION	0	1.016.303	1.016.303
**D	SAS TRUSTEE CORPORATION	0	534.212	534.212
**D	GOVERNMENT SUPERANNUATION FUND	0	606.450	606.450
**D	UBS GLOBAL ASSET MANAGEMENT LIFE LTD	0	1.120.881	1.120.881
**D	AVIVA INVESTORS	0	1.234.209	1.234.209
**D	JPMORGAN CHASE BANK - PB - UNITED STATES FOUNDATIONS - CRA TREATY	0	16.877	16.877
**D	JPMORGAN CHASE BANK	0	3.540	3.540
**D	BLACKROCK WHOLESALÉ INDEXED INTERNATIONA	0	601.620	601.620
**D	CAPITAL GUIDANCE (FUND) LTD	0	64.600	64.600
**D	BANCO CENTRAL DE TIMOR EST	0	155.978	155.978
**D	FIDELITY INVESTMENTS MONEY MANAGEMENT INC	0	758	758
**D	BANKING & PAYMENTS AUTHORITY OF TIMOR-LE	0	351.251	351.251
**D	BRUNEI SHELL PROVIDENT FUND BRUNEI SHELL PETROLEUM CO. SDN.	0	47.945	47.945
**D	BRUNEI SHELL RETIREMENT BENEFIT FUND	0	115.538	115.538
**D	WSSP INTERNATIONAL EQUITIES TRUST	0	49.372	49.372
**D	WSSP INTERNATIONAL EQUITIES TRUST	0	49.084	49.084
**D	WSSP INTERNATIONAL EQUITIES TRUST	0	138.200	138.200
**D	BANCO CENTRAL DE TIMOR EST	0	542.716	542.716
**D	PEOPLE'S BANK OF CHINA FOREIGN EXCH	0	7.004.000	7.004.000
**D	ROCKEFELLER & CO., INC	0	425.335	425.335
**D	AUSCOAL SUPERANNUATION FUND	0	101.500	101.500
**D	RETIREMENT BENEFITS FUND BOARD	0	566.625	566.625
**D	BLACKROCK GLOBAL LISTED INFRASTRUCTURE F	0	288.168	288.168
**D	T. ROWE PRICE GLOBAL INFRASTRUCTURE FUND	0	171.271	171.271
**D	THE BOEING COMPANY EMPLOYEE RETIREMENT P	0	719.139	719.139
**D	STATE SUPER FINANCIAL SERVICES AUSTRALIA	0	98.545	98.545
**D	BLACKROCK INDEXED ALL-COUNTRY EQUITY FUN	0	48.915	48.915
**D	QUEENSLAND LOCAL GOVERNMENT SUPERANNUATI	0	445.133	445.133
**D	JP MORGAN CHASE RETIREMENT PLAN	0	10.916	10.916
**D	SHELL FOUNDATION	0	67.834	67.834
**D	ONEPATH GLOBAL SHARES - LARGE CAP (UNHEDGED) INDEX POOL	0	171.693	171.693

Azionisti: 1565 Teste: 1555
 Azionisti in proprio: 10 Azionisti in delega: 1555

LISTA ESITO DELLE VOTAZIONE

Oggetto: Determinazione utile di esercizio

FAVOREVOLI

Badge	Regione Sociale	Proprio	Delega	Totale
**D	NEW YORK LIFE INSURANCE COMPANY	0	32.732	32.732
**D	SCHRODER GLOBAL DYNAMIC BLEND FUND	0	1.509.183	1.509.183
**D	VANGUARD CARBON AWARE INTERNATIONAL SHAR	0	68.052	68.052
**D	BLACKROCK FISSION INDEXED INTL EQUITY FD	0	487.843	487.843
**D	FAMANDSFOREPENSAM INVEST PSI 31 EUROPA A	0	533.060	533.060
**D	AXA EQUITABLE LIFE INSURANCE CO	0	133.404	133.404
**D	VANGUARD INTERNATIONAL SHARE INDEX FUND	0	2.340.132	2.340.132
**D	BP MASTER TRUST FOR EMPLOYEE PENSION PLA	0	453.166	453.166
**D	ALTRIA CORPORATE SERVICES MASTER RETIREMENT TRUST	0	206.900	206.900
**D	SCHRODER GLOBAL ACTIVE VALUE FUND	0	628.211	628.211
**D	SUPERANNUATION FUNDS MANAGEMENT CORPORATION OF SOUTH AUSTRALIA	0	176.484	176.484
**D	BT WHOLESALE CORE HEDGED GLOBAL SHARE FU	0	49.981	49.981
**D	TRUSTEE FOR INTERNATIONAL EQUITIES SECTO	0	233.305	233.305
**D	SUPER FUNDS MANAG CORP SOUTH AUSTRALIA	0	301.900	301.900
**D	BT INSTITUTIONAL CORE GLOBAL SHARE SECTO	0	260.591	260.591
**D	QANTAS SUPERANNUATION PLAN	0	274.538	274.538
**D	BT INTERNATIONAL FUND	0	211.704	211.704
**D	OPTIMIX WHOLESALE GLOBAL SHARE TRUST	0	206.033	206.033
**D	BT INSTITUTIONAL INTERNATIONAL SHARE INT	0	552.519	552.519
**D	FIDELITY INSTITUTIONAL PAN EUROPEAN FUND	0	168.993	168.993
**D	FIDELITY INSTITUTIONAL SELECT GLOBAL EQU	0	656.997	656.997
**D	BRITISH ASSETS TRUST PLC	0	448.805	448.805
**D	ALLIANZGI-FONDS DSPT	0	937.499	937.499
**D	AVIVA LIFE PENSIONS IRELAND LIMITED	0	809.761	809.761
**D	AXA ROSENBERG GLOBAL FUND	0	136.627	136.627
**D	AXA ROSENBERG EUROPEAN FUND	0	1.035.000	1.035.000
**D	FAMANDS PENSAM INVEST PSI 10 GLOBALE AKT	0	137.576	137.576
**D	FIDELITY INVESTMENT FUNDS - FIDELITY MONEYBUILDER WORLD INDEX FUND	0	7.577	7.577
**D	SCHRODER DIVERSIFIED GROWTH FUND	0	93.292	93.292
**D	AVIVA INVEST FUND DIVERSIFIED STRATEGY F	0	51.240	51.240
**D	VANTAGEPOINT OVERSEAS EQUITY INDEX FUND	0	126.228	126.228
**D	NEW YORK STATE COMMON RETIREMENT FUND	0	380.763	380.763
**D	AXA PREMIER VIP TRUST - MULTIMANGER INTE	0	126.834	126.834
**D	VARIABLE PORTF - PYRAMIS INT EQUITY FUND	0	2.006.029	2.006.029
**D	WYOMING RETIREMENT SYSTEM	0	673.937	673.937
**D	MUNICIPAL POLICE EMPLOYEES RETIREMENT SY	0	218.300	218.300
**D	EQ ADVISORS TRUST - EQ/INTERNATIONAL COR	0	274.801	274.801
**D	JNL/MELLON CAPITAL MANAGEMENT EUROPEAN 3	0	288.306	288.306
**D	EQ ADVISORS TST - ATM INTERNATIONAL PORT	0	407.433	407.433
**D	EQ ADVISORS TST - ATM INTERNATIONAL PORT	0	360.130	360.130
**D	JNL/MELLON CAPITAL MANAGE INTNAL INDEX F	0	1.059.344	1.059.344
**D	CITY OF PHILADELPHIA PUBLIC RETIREMENT	0	98.669	98.669
**D	CHURCH COMMISSIONERS FOR ENGLAND	0	94.140	94.140

Pagina 9

 Azionisti: 1565 Teste: 15
 Azionisti in proprio: 10 Azionisti in delega: 1555

LISTA ESITO DELLE VOTAZIONE

Oggetto: Determinazione utile di esercizio

FAVOREVOLI

Badge	Ragione Sociale	Proprio	Delega	Totale
**D	EQ ADVISORS TRUST- EQ/TEMPLETON GLOBAL E	0	56.873	56.873
**D	EQ ADVISORS TRUST - EQ/GLOBAL MULTI-SECT	0	369.190	369.190
**D	REYNOLDS AMERICAN DEFINED BENEFIT MASTER	0	574.200	574.200
**D	WYOMING RETIREMENT SYSTEM	0	212.939	212.939
**D	THE PUBLIC EDUCATION EMPLOYEE RETIREMENT SYSTEM OF MISSOURI	0	56.275	56.275
**D	THE PUBLIC SCHOOL RETIREMENT SYSTEM OF MISSOURI	0	495.947	495.947
**D	FUNDACAO CALOUSTE GULBENKIAN	0	896.130	896.130
**D	STATE OF WYOMING, WYOMING STATE TREASURY	0	331.902	331.902
**D	RETIREMENT INCOME PLAN OF SAUDI ARABIAN	0	91.645	91.645
**D	EQ ADVISORS TRUST: EQ/PUTNAM INTERNA	0	790.648	790.648
**D	NEW YORK STATE COMMON RETIREMENT FUND	0	5.295.009	5.295.009
**D	COMMINGLED PENSION FUND ENHANCED INDEX)	0	169.181	169.181
**D	EQ ADVISORS TRUST ALLIANCEBERNSTEIN INTL	0	1.959.902	1.959.902
**D	NATIONWIDE INTERNATIONAL INDEX FUND	0	916.965	916.965
**D	JPMORGAN INTERNATIONAL EQUITY INDEX FUND	0	929.806	929.806
**D	BOILERMAKER BLACKSMITH NATIONAL PENSION	0	1.140.721	1.140.721
**D	SEC MASTER PENSION TRUST SBC MASTER PENSION TRUST 208	0	947.032	947.032
**D	NVIT INTERNATIONAL INDEX FUND	0	891.473	891.473
**D	YOUNG MENS CHRISTIAN ASSOC. RETIR FD	0	210.300	210.300
**D	KRAFT FOODS MASTER RETIREMENT TRUST	0	341.600	341.600
**D	T ROWE PRICE INTERNATIONAL EQUITY INDEX	0	216.570	216.570
**D	DALLAS POLICE AND FIRE PENSION SYSTEM	0	119.616	119.616
**D	ENSIGN PEAK ADVISORS INC.	0	1.579.000	1.579.000
**D	BLACKROCK INDEX SELECTION FUND	0	5.528.640	5.528.640
**D	BLACKROCK SELECTION FUND	0	755.237	755.237
**D	GOLDMAN SACHS STRUCTURED INTERNATIONAL TAX MANAGED EQUITY FUND	0	193.769	193.769
**D	SCHRODER QEP GLOBAL ACTIVE VALUE FUND	0	4.048.267	4.048.267
**D	SCHRODER QEP GLOBAL CORE FUND	0	351.341	351.341
**D	STATE STREET GLOBAL ADVISORS GROSS ROLL UP UNIT TRUST	0	255.879	255.879
**D	THE MASTER TRUST BANK OF JAPAN LTD	0	20.940.835	20.940.835
**D	THE MASTER TRUST BANK OF JAPAN, LTD AS TRUSTEE FOR MUTB400045796	0	5.934.319	5.934.319
**D	JPMORGAN EUROPEAN INVESTMENT TRUST PLC	0	1.854.466	1.854.466
**D	JPMORGAN FUND ICVC - JPM EUROPE FUND	0	1.804.066	1.804.066
**D	FOREIGN AND COLONIAL INVESTMENT TRUST PL	0	926.401	926.401
**D	ARAB FUND FOR ECONOMIC AND SOCIAL DEVELO	0	10.624	10.624
**D	KUWAIT FUND FOR ARAB ECONOMIC DEVELOPMEN	0	73.122	73.122
**D	THE MASTER TRUST BANK OF JAPAN, LTD. AS TRUSTEE FOR MTBJ400045798	0	1.053.072	1.053.072
**D	AVIVA LIFE & PENSIONS UK LIMITED	0	175.662	175.662
**D	FRIENDS LIFE COMPANY LIMITED	0	4.894.000	4.894.000
**D	SOMERSET COUNTY COUNCIL PENSION FUND	0	184.506	184.506
**D	STICHTING ALGEMEEN PENSIOENFONDS PROVIDU	0	50.483	50.483
**D	LINCOLNSHIRE COUNTY COUNCIL PENSION FUND	0	171.408	171.408
**D	SHELL CONTRIBUTORY PENSION FUND	0	1.482.070	1.482.070

Pagina 10

 Azionisti: 1565 Teste: 15
 Azionisti in proprio: 10 Azionisti in delega: 1555

LISTA ESITO DELLE VOTAZIONE

Oggetto: Determinazione utile di esercizio

FAVOREVOLI

Badge	Ragione Sociale	Proprio	Delega	Totale
**D	STICHTING SHELL PENSIOENFONDS	0	2.025.305	2.025.305
**D	JOHN LEWIS PARTNERSHIP PENSIONS TRUST AS	0	237.321	237.321
**D	BMW (UK) OPERATIONS PENSION SCHEME	0	1.062.578	1.062.578
**D	PLUMBING & MECHANICAL SERV (UK) INDUSTRY	0	96.121	96.121
**D	VAUXHALL & ASSOCIATED COMPANIES PENSION FUND	0	224.000	224.000
**D	THE CAR CARE PENSION PLAN	0	297.503	297.503
**D	SHELL AUSTRIA PENSIOENSKASSE AG	0	187.705	187.705
**D	STICHTING PENSIOENFONDS VOOR HUISARTSEN	0	1.053.708	1.053.708
**D	ABBOTT LABORATORIES PENSION FUND (1966)	0	601.316	601.316
**D	SCHROEDERS RETIREMENT BENEFITS SCHEME	0	31.421	31.421
**D	ROYAL BOROUGH OF KINGSTON UPON THAMES PE	0	164.230	164.230
**D	THE MASTER TRUST BANK OF JAPAN, LTD. AS TRUSTEE FOR MUTB400045782	0	1.579.885	1.579.885
**D	THE MASTER TRUST BANK OF JAPAN, LTD. AS TRUSTEE FOR MUTB400045792	0	6.026.354	6.026.354
**D	VANGUARD TOTAL INTERNATIONAL STOCK INDEX	0	31.998.707	31.998.707
**D	AQR INTERNATIONAL EQUITY FUND	0	334.175	334.175
**D	AQR GLOBAL EQUITY FUND	0	359.271	359.271
**D	PUBLIC EMPLOYEES RETIREMENT ASSOCIATION	0	1.091.150	1.091.150
**D	STATE OF NEW MEXICO STATE INVESTMENT COU	0	846.495	846.495
**D	MASTER TRUST BANK OF JAPAN, LTD. PENSION	0	5.924.682	5.924.682
**D	VANGUARD FID COMPANY EUROPEAN STOCK INDE	0	345.308	345.308
**D	ROYAL BANK OF CANADA TRUST COMPANY ASIA	0	1.426.591	1.426.591
**D	MASTER INTERNATIONAL INDEX SERIES OF OUA	0	470.278	470.278
**D	SAMPENSION INVEST AFDELING GLOBAL AKTIEN	0	532.553	532.553
**D	OHIO POLICE & FIRE PENSION FUND	0	706.527	706.527
**D	AVIVA LIFE AND PENSIONS UK LIMITED	0	92.777	92.777
**D	AXA IRELAND PENSION FUND	0	335.000	335.000
**D	FRIENDS LIFE ASSURANCE SOCIETY PLC	0	188.000	188.000
**D	MASTER TRUST FOR NATIONAL PENSION FD	0	118.309	118.309
**D	GOLDMAN SACHS TRUST - GOLDMAN SACHS INTE	0	139.829	139.829
**D	HARTFORD LIFE INSURANCE COMPANY	0	197.844	197.844
**D	T.ROWE PRICE REAL ASSETS FUND INC	0	570.844	570.844
**D	T.ROWE PRICE RETIREMENT DATE TRUST	0	30.651	30.651
**D	T.ROWE PRICE REAL ASSETS TRUST I	0	27.560	27.560
**D	EQ ADVISORS TRUST-AXA TACTICAL MANAGER I	0	247.126	247.126
**D	IBM PERSONAL PENSION PLAN TRUST	0	1.167.250	1.167.250
**D	THE HARTFORD GLOBAL RESEARCH FUND	0	13.288	13.288
**D	HARTFORD GLOBAL RESEARCH HLS	0	13.226	13.226
**D	THE HARTFORD INTERNATIONAL SMALL CO	0	190.013	190.013
**D	SCHRODER INTERNATIONAL MULTI-CAP VALUE FUND	0	128.634	128.634
**D	RETIREMENT PLAN FOR EMPLOYEES OF AETNA I	0	157.139	157.139
**D	THE THOMSON HOLDINGS INC.GROUP PENSION PLAN TRUST	0	53.300	53.300
**D	FLEXSHARES MORNINGSTAR DEVELOPED MARKETS EX-US FACTOR TILT INDEX FUND	0	34.913	34.913
**D	ASPIRIANT RISK MANAGED GLOBAL EQUITY FUND	0	41.294	41.294

Azionisti:
Azionisti in proprio:1565 Teste:
10 Azionisti in delega:

Pagina 11



Assemblea Ordinaria del 30 aprile 2013

LISTA ESITO DELLE VOTAZIONE

Oggetto: Determinazione utile di esercizio

FAVOREVOLI

Badge	Ragione Sociale	Proprio	Delega	Totale
**D	VERMONT PENSION INVESTMENT COMMITTEE	0	161.094	161.094
**D	EAGLE INTERNATIONAL EQUITY FUND	0	4.722	4.722
**D	PROVEDA GLOBAL EQUITY, LP	0	3.936	3.936
**D	JPMORGAN GLOBAL RESEARCH ENHANCED INDEX FUND	0	107.738	107.738
**D	AQR FUNDS- AQR MULTI-STRATEGY ALTERNATIV	0	1.565.841	1.565.841
**D	OWENS CORNING DEFINED BENEFIT MAS TR	0	87.588	87.588
**D	RESURRECTION HEALTH CARE PENSION PLAN	0	18.440	18.440
**D	RESURRECTION HEALTH CARE	0	47.294	47.294
**D	WEST SUBURBAN RETIREMENT INCOME PLAN	0	6.234	6.234
**D	CANADA POST CORPORATION PENSION PLAN	0	1.952.695	1.952.695
**D	MUNICIPAL EMPLOYEES PENSION PLAN	0	24.599	24.599
**D	NOVA SCOTIA ASSOC OF HEALTH ORG PENS PL	0	220.203	220.203
**D	MANULIFE INTERNATIONAL EQUITY INDEX FUND	0	96.741	96.741
**D	PERPETUAL ECONOMIC DIVERSIF. GLOBAL EQUI	0	58.474	58.474
**D	PERPETUAL SELECT INTERNAT SHARE FUND	0	37.937	37.937
**D	TECK COMINICO METALS LTD. PENSION PLAN F	0	111.800	111.800
**D	ELK VALLEY COAL MULTI UNIT MASTER TRUST	0	100.700	100.700
**D	BOMBARDIER TRUST (CANADA) GLOBAL EQUITIES FUND - BOMBARDIER INC -	0	18.993	18.993
**D	THE BOMBARDIER TRUST (UK)	0	67.042	67.042
**D	CHEVRON CANADA LIMITED MASTER TRUST	0	6.099	6.099
**D	CI CORPORATE CLASS LTD	0	29.050	29.050
**D	REGIME DE RETRAITE DE L'UNIVER DU QUEBEC	0	167.033	167.033
**D	THE UNITED CHURCH OF CANADA PENSION PLAN	0	115.600	115.600
**D	ROYAL BANK OF CANADA (CHANNEL ISLANDS) L	0	123.068	123.068
**D	PACIFIC SALMON COMMISSION LSV	0	73.600	73.600
**D	ROYAL BANK OF CANADA CARIBBEAN	0	4.709	4.709
**D	UNIVERSE THE CMI GLOBAL NETWORK FUND	0	53.467	53.467
**D	RBC DISB RE CMI EURO TRCKR CMI ASSET MANAGEMENT (LUX) SA	0	61.289	61.289
**D	MARKS AND SPENCER WORLDWIDE MANAGED	0	406.574	406.574
**D	NUCLEAR LIABILITIES FUND LIMITED	0	173.169	173.169
**D	SAUDI ARABIAN MONETARY AGENCY	0	1.488.000	1.488.000
**D	WEST MIDLANDS METROPOLITAN AUTHORITI	0	744.800	744.800
**D	WEST YORKSHIRE PENSION FUND	0	1.216.000	1.216.000
**D	FRIENDS PROVIDENT PENSIONS LIMITED	0	3.781.365	3.781.365
**D	BBC PENSION SCHEME	0	1.484.900	1.484.900
**D	HSBC BANK PLC SA NEW CAPI	0	220.213	220.213
**D	THE BANK OF TOKYO-MITSUBISHI UFJ	0	29.024	29.024
**D	BBH B J T S RE CMA MFS EX-JAPAN GROWTH MOTHER FUND	0	180.891	180.891
**D	CARDIF ASSURANCE VIE	0	2.000.000	2.000.000
**D	CARDIF ASSURANCE RISQUES DIVERS	0	55.000	55.000
**D	FCP CAMGEST VALEURS EURO	0	412.704	412.704
**D	FCPE HORIZON EP. ACTION	0	50.000	50.000
**D	FCP GLOBAL EURO	0	375.326	375.326

Azionisti:
Azionisti in proprio:

1565

10

Teste:
Azionisti in delega:

15

1555

Pagina 12



Assemblea Ordinaria del 30 aprile 2013

LISTA ESITO DELLE VOTAZIONE

Oggetto: Determinazione utile di esercizio

FAVOREVOLI

Badge	Regione Sociale	Proprio	Delega	Totale
**D	FCP GERLSO	0	49.002	49.002
**D	FCP DIVERS D&O CAMGEST	0	85.002	85.002
**D	FCP CAMGESTION REUNICA	0	64.735	64.735
**D	AVENIR EURO	0	300.000	300.000
**D	FCP LITHIUM	0	595.728	595.728
**D	FEDERIS AVENIR EURO-PE	0	1.008.700	1.008.700
**D	FCP BNP PARIBAS INDICE EURO	0	412.104	412.104
**D	FCP BNP PBAS EUROPE DIVIDENDE	0	1.230.155	1.230.155
**D	EASY ETF EURO STOXX 50	0	1.532.337	1.532.337
**D	FCP BNP PARIBAS ACTIONS EUROLAND	0	1.108.534	1.108.534
**D	FCP BNP ACTION EUROPE	0	37.043	37.043
**D	FCP FEDERIS EUROPE ACTIONS	0	31.200	31.200
**D	FUNDQUEST EUROPE MULTIM.	0	6.000	6.000
**D	FEDERIS EPARGNE EQUILIBREE	0	58.800	58.800
**D	AXA ROSENBERGER INTERNATIONAL	0	115.000	115.000
**D	AXA ROSENBERG EUROBLOC	0	2.745.000	2.745.000
**D	BARYUM QUANT FCP	0	325.000	325.000
**D	AXA ROS GLOBAL EQUITIES DBVL	0	776.000	776.000
**D	PARVEST	0	4.221.865	4.221.865
**D	PARWORLD	0	409.361	409.361
**D	AXA LUXEMBOURG FUND	0	120.000	120.000
**D	GA FUND B	0	324.273	324.273
**D	POOL I. GLOBAL HIGH DIVIDEND EQUITY POOL	0	256.516	256.516
**D	BNP PARIBAS LI	0	1.266.213	1.266.213
**D	BNP PARIBAS FUND III NV	0	2.966.879	2.966.879
**D	SANLAM UNIVERSAL FUNDS PUBLIC LIMITED CO	0	335.471	335.471
**D	NORGES BANK (CENTRAL BANK OF NORWAY)	0	4.261.401	4.261.401
**D	GOVERNMENT OF NORWAY	0	170.942.705	170.942.705
**D	AXA INSURANCE LIMITED	0	444.000	444.000
**D	AXA INSURANCE UK PLC	0	84.000	84.000
**D	AXA-EB 510	0	88.000	88.000
**D	CENTRAL FINANCE BOARD OF THE METHODIST	0	50.000	50.000
**D	HSBC EUROPEAN INDEX FUND	0	472.430	472.430
**D	HSBC INVESTMENT FUNDS (UK) LIMITED	0	85.407	85.407
**D	HSBC FTSE EPRA/NAREIT DEVELOPED ETF	0	302.166	302.166
**D	HSBC ETFS PUBLIC LIMITED COMPANY	0	175.163	175.163
**D	PSIGMA GLOBAL EQUITY F	0	115.400	115.400
**D	MERSEYSIDE PENSION FUND	0	300.000	300.000
**D	CHESS INTERNATIONAL PROPERTIES, LTD.	0	8.741	8.741
**D	STATES OF JERSEY COMMON INVESTMENT FUND	0	79.352	79.352
**D	FUNDO DE PENSÕES	0	600.449	600.449
**D	INTERNATIONAL EQUITY PARTNERS	0	65.305	65.305
**D	HK MONETARY AUTHORITY	0	3.550.465	3.550.465

Azionisti: 1565
Azionisti in proprio: 10Teste: 15
Azionisti in delega: 1555

Pagina 13



LISTA ESITO DELLE VOTAZIONE

Oggetto: Determinazione utile di esercizio

FAVOREVOLI

Badge	Ragione Sociale	Proprio	Delega	Totale
**D	HONG KONG SPECIAL ADMIN EXCHANGE FD	0	963.936	963.936
**D	THYSSEN GLOBAL INVESTMENTS CORP	0	28.452	28.452
**D	SHY LLC	0	30.819	30.819
**D	FS PARAMETRIC PARTNERS	0	8.870	8.870
**D	INTERNATIONAL EQUITY FUND	0	58.453	58.453
**D	KAUST INVESTMENTS SH LIMITED	0	35.408	35.408
**D	KAUST INVESTMENTS SH LIMITED	0	509.253	509.253
**D	NORTHERN TRUST UCITS COMMON CONTRACTUAL	0	236.762	236.762
**D	COLORADO PUBLIC EMPLOYEES RETIREMENT	0	2.224.433	2.224.433
**D	AMERICAN BAR ASSOCIATION	0	71.600	71.600
**D	INT.MONETARY FUND STAFF RET.PLAN	0	26.409	26.409
**D	LSAAV, LLC	0	221.000	221.000
**D	PZENA VALUE GROUP TRUST	0	870.170	870.170
**D	VALUEQUEST PARTNERS LLC	0	76.500	76.500
**D	PZENA INTERNATIONAL VALUE SERVICE	0	8.052	8.052
**D	DYNASTY INVEST, LTD	0	7.909	7.909
**D	LAS OLAS EQUITY PARTNERS LP	0	42.390	42.390
**D	LTW GROUP HOLDINGS, LLC	0	62.563	62.563
**D	LTW INVESTMENTS LLC	0	776	776
**D	MF INTERNATIONAL FUND LLC	0	20.087	20.087
**D	QS INVESTORS DBI ALL COUNTRY GLOBAL EQUITY FUND LP	0	30.578	30.578
**D	LSAAV, LLC	0	31.700	31.700
**D	BUNTING INTERNATIONAL DEVELOPED EQUITY TE LLC	0	11.338	11.338
**D	DELFINCO, LP	0	47.721	47.721
**D	HASLAM FAMILY INVESTMENT PARTNERSHIP	0	4.556	4.556
**D	ORIZABA, LP	0	67.976	67.976
**D	SENTINEL INTERNATIONAL TRUST	0	7.348	7.348
**D	SENTINEL INTERNATIONAL FUND	0	19.230	19.230
**D	FOURTH AVENUE INVESTMENT COMPANY	0	19.861	19.861
**D	BANK OF BOTSWANA	0	121.201	121.201
**D	COMMON MONTHLY INTL EX-JAPAN EQUITY	0	381.887	381.887
**D	CENTRAL PROVIDENT FUND BOARD	0	68.597	68.597
**D	NATIONAL UNIVERSITY OF SINGAPORE	0	40.908	40.908
**D	FIDELITY INVEST INTL VALUO FD	0	278.735	278.735
**D	NAV CANADA PENSION PLAN	0	114.669	114.669
**D	DUKE ENERGY CORPORATION MASTER RET	0	219.200	219.200
**D	MICROSOFT GLOBAL FINANCE LIMITED	0	669.892	669.892
**D	MICROSOFT GLOBAL FINANCE LIMITED	0	397.250	397.250
**D	STATE UNIVERSITIES RETIREMENT SYSTEM	0	488.615	488.615
**D	STATE UNIVERSITIES RETIREMENT SYSTEM	0	89.000	89.000
**D	NORTH DAKOTA STATE INVESTMENT BOARD	0	265.900	265.900
**D	CATERPILLAR INC INVEST TRUST	0	167.550	167.550
**D	CATERPILLAR INC MASTER RETIRE TRUST	0	868.908	868.908

Pagina 14

15
15551565 Teste:
10 Azionisti in delega:Azionisti:
Azionisti in proprio:


191

LISTA ESITO DELLE VOTAZIONE

Oggetto: Determinazione utile di esercizio

FAVOREVOLI

Badge	Ragione Sociale	Proprio	Delega	Totale
**D	COVENANT HEALTH	0	30.600	30.600
**D	LSV INTERNATIONAL VALUE EQUITY TST	0	2.650.700	2.650.700
**D	PUBLIC SUPER MARKETS	0	61.400	61.400
**D	COMMONWEALTH SUPERANNUATION CORP. ARIA	0	683.842	683.842
**D	HUBBELL INC MASTER PENS TRUST	0	193.771	193.771
**D	THE SISTERS OF ST FRANCIS OF PHILAD.	0	50.400	50.400
**D	FORD MOTOR COMPANY DEFINED BENEFIT	0	225.740	225.740
**D	FORD MOTOR COMPANY DEFINED BENEFIT	0	340.616	340.616
**D	FORD MOTOR COMPANY DEFINED BENEFIT	0	374.012	374.012
**D	KBC INVESTMENT TRUST	0	117.891	117.891
**D	MARY K MC QUISTON MCCAW	0	15.100	15.100
**D	NORTHERN INTL EQUITY INDEX FUND	0	1.373.511	1.373.511
**D	THE MASTER TRUST OF JAPAN	0	43.823	43.823
**D	MT AGREEMENT BETWEEN PFIZER&NT COMPANY	0	1.166.127	1.166.127
**D	MT GLOBAL INVESTMENT COLL FUNDS	0	11.124.305	11.124.305
**D	VOLUNTARY EMPLOYEES BENEFICIARY ASSOCIAT	0	24.960	24.960
**D	1999 VOLUNTARY EMPLOYEES' BENEFICIARY	0	19.623	19.623
**D	THE HENRY SMITH CHARITY	0	265.938	265.938
**D	TRINITY COLLEGE	0	46.882	46.882
**D	MS FUND LP	0	79.752	79.752
**D	NEW ZEALAND SUPERANNUATION FUND	0	990.577	990.577
**D	ST. JOSEPH HEALTH SYSTEM	0	66.049	66.049
**D	CATERPILLAR INC MASTER RETIRE TRUST	0	381.176	381.176
**D	LOCKHEED MARTIN CORP MASTER TRUST	0	27.503	27.503
**D	LOCKHEED MARTIN CORP MASTER TRUST	0	138.462	138.462
**D	LOCKHEED MARTIN CORPORATION BENEFIT TRUS	0	21.656	21.656
**D	MT AGREEMENT BETWEEN PFIZER&NT COMPANY	0	25.202	25.202
**D	CLEARWATER INTERNATIONAL FUND	0	84.176	84.176
**D	SPRING CREEK INVESTORS LLC	0	5.286	5.286
**D	ACCIDENT COMPENSATION CORPORATION	0	1.861.599	1.861.599
**D	ADVOCATE HEALTH CARE NETWORK	0	529.700	529.700
**D	RET.PLAN FOR CHICAGO TRANSIT AUT.EMP	0	83.900	83.900
**D	MARSH E MCLENNAN RETIREMENT TRUST	0	168.700	168.700
**D	FIRE AND POLICE PENSION FUND SAN ANTONIO	0	195.700	195.700
**D	TRIAD FOUNDATION INC	0	19.200	19.200
**D	UTAH STATE RETIREMENT SYSTEMS	0	960.341	960.341
**D	NATIONAL COUNCIL FOR SOCIAL SEC FUND	0	105.347	105.347
**D	CITY OF FRESNO RETIREMENT SYSTEM	0	240.701	240.701
**D	CITY OF MILWAUKEE EMPLOY RETIREMENT	0	624.606	624.606
**D	COCA-COLA MASTER RETIREMENT TRUST	0	1.603.300	1.603.300
**D	EMPLOYEES RET FUND - CITY OF DALLAS	0	95.018	95.018
**D	FIDELITY SALEM STREET TRUST	0	496.594	496.594
**D	STICHTING INSTITUUT GAK	0	29.441	29.441



Pagina 15

15
1555
 Azionisti: 1565 Teste: 15
 Azionisti in proprio: 10 Azionisti in delega: 1555

192

LISTA ESITO DELLE VOTAZIONI

Oggetto: Determinazione utile di esercizio

FAVOREVOLI

Badge	Ragione Sociale	Proprio	Delega	Totale
**D	KBCAM INSTITUTIONAL FUNDS PLC	0	605.819	605.819
**D	LOS ANGELES CITY EMPLOYEES RETIREM.	0	530.007	530.007
**D	MARSH E MCLENNAN RETIREMENT TRUST	0	435.368	435.368
**D	R.R.DONNELLEY E SONS RET BENEF PLAN	0	565.949	565.949
**D	SAN FRANCISCO CITY E COUN.RET.SYSTEM	0	1.155.453	1.155.453
**D	TENNESSE CONSOLIDATED RETIREMENT SYSTEM	0	1.486.738	1.486.738
**D	UNION PACIFIC CORP MASTER RET TRUST	0	605.600	605.600
**D	VAN ANDEL INSTITUTE	0	37.147	37.147
**D	GOODYEAR TIREE RUBBER INVEST PLAN FD	0	253.256	253.256
**D	NATIONAL COUNCIL FOR SOCIAL SEC FUND	0	113.190	113.190
**D	A I DUPONT TESTAMENTARY TRUST	0	226.866	226.866
**D	CITY OF LOS ANGELES FIRE POLICE PLAN	0	344.818	344.818
**D	FORD OF CANADA MASTER TRUST FUND	0	104.333	104.333
**D	HALIFAX REGIONAL MUNICIPAL MASTER TRUST	0	29.971	29.971
**D	ONTARIO PUBLIC SERVICE EMPLOYEES UNION P	0	55.230	55.230
**D	NORTHERN TRUST ROBUSTA FUND	0	781.756	781.756
**D	NT INVESTMENT FUNDS PUBLIC LTD CO	0	318.691	318.691
**D	NORTHERN TRUST UNIT TRUST	0	727.459	727.459
**D	LEGALEGENERAL EUROPEAN INDEX TRUST	0	3.431.370	3.431.370
**D	RBS LEGAL E GENERAL INTL INDEX TRUST	0	109.778	109.778
**D	NEW IRELAND ASSURANCE COMPANY PLC	0	404.436	404.436
**D	GARD COMMON CONTRACTUAL FUND	0	98.831	98.831
**D	CABLE E WIRELESS SUPERANNATION FUND	0	314.075	314.075
**D	CABLE & WIRELESS WORLDWIDE RETIREMENT PL	0	370.075	370.075
**D	CHURCH OF ENGLAND INV FD FOR PENSION	0	63.952	63.952
**D	PFIZER IRELAND PENSION PLAN	0	103.158	103.158
**D	PFIZER IRELAND RINGASKIDDY PENSION PLAN	0	19.966	19.966
**D	STICHTING PENSIOENFONDS SAGITTARIUS	0	302.627	302.627
**D	STICHTING PENSIOENFONDS VAN DE METALEKTR	0	2.927.199	2.927.199
**D	WHEELS COMMON INVESTMENT FUND	0	123.071	123.071
**D	WHEELS COMMON INVESTMENT FUND	0	118.288	118.288
**D	WHEELS COMMON INVESTMENT FUND	0	117.709	117.709
**D	STICHTING PENSIOENFONDS AKZO NOBEL	0	788.157	788.157
**D	JAGUAR PENSION PLAN	0	239.187	239.187
**D	LOTHIAN PENSION FUND	0	517.449	517.449
**D	UNILEVER UK PENSION FUND	0	242.779	242.779
**D	IBM PENSION PLAN	0	540.229	540.229
**D	SUPEANN ARRANGE UNIVERSITY LONDON	0	197.008	197.008
**D	LOMBARD ODIER DARIER HFM SA INSTITUTIONNEL-3D	0	43.994	43.994
**D	NIKKO AM WORLD FDS-AM INTECH GLOBAL CORE FUND	0	98.612	98.612
**D	TRUST E CUSTODY SERVICES BANK LTD	0	2.231.275	2.231.275
**D	TRUST & CUSTODY SERVICES BANK LTD	0	250.838	250.838
**D	TRUST & CUSTODY SERVICES BANK LTD AS TRUSTEE FOR PENSION INVESTMENT FUND TRUST NUMBER 21	0	21.853	21.853
**D	TRUST & CUSTODY SERVICES BANK LTD AS TRUSTEE FOR PENSION INVESTMENT FUND TRUST NUMBER 30	0		

Azionisti:

1565 Teste:

Azionisti in proprio: 10 Azionisti in delega: 1555

Pagina 16

A

LISTA ESITO DELLE VOTAZIONE

Oggetto: Determinazione utile di esercizio

FAVOREVOLI

Badge	Ragione Sociale	Proprio	Delega	Totale
***D	BAERUM KOMMUNE	0	28.366	28.366
***D	NIKKO AM INVESTMENT TRUST (LUXEMBOURG) ~ NIKKO AM INTECH KOKUSAI FUND	0	7.333	7.333
***D	ABU DHABI RETIREMENT PENSION FUND	0	311.830	311.830
***D	SYNTRUS ACHMEA MULTI MANAGER POOL EUROPE	0	454.577	454.577
***D	STICHTING PENSIOENFONDS SDB	0	42.951	42.951
***D	STICHTING PENSIOENFONDS CAMPINA	0	164.249	164.249
***D	VERDIPAPIRFONDET KLP AKSJEGLOBAL 1	0	564.813	564.813
***D	VERDIPAPI KLP AKSJEUROPA INDEKS 1	0	259.149	259.149
***D	STICHTING DELA DEPOSITARY AND MANAGEMENT	0	483.664	483.664
***D	KOMMUNAL LANDSPENSJONSKASSE GJENSIDIG FO	0	479.200	479.200
***D	IPM FUNDAMENTAL UMBRELLA FUND	0	363.082	363.082
***D	CATERFILLAR INC GROUP INSURANCE PLAN TRUST	0	65.035	65.035
***D	TYCO ELECTRONICS DEFINED MASTER TRUST	0	71.000	71.000
***D	GUIDE STONE FUNDS - INTERNATIONAL EQUITY	0	436.063	436.063
***D	CONTINENTAL AIRLINES PENSION MASTER T	0	419.122	419.122
***D	ACORN 1998 TRUST	0	700	700
***D	JTW TRUST NO. 3 UAD 9/19/02	0	25.003	25.003
***D	JTW TRUST NO. 1 UAD 9/19/02	0	15.867	15.867
***D	JTW TRUST NO. 4 UAD 9/19/02	0	39.595	39.595
***D	JTW TRUST NO. 2 UAD 9/19/02	0	16.567	16.567
***D	NTGI-QM COMMON DAILY EAFE INDEX FUND - N	0	218.429	218.429
***D	LJR LIMITED PARTNERSHIP	0	334.016	334.016
***D	NON CONTRIBUTORY OF MINE SAFETY	0	168.520	168.520
***D	NTGI-QM COMMON DAILY ALL COUNTRY WORLD E	0	161.142	161.142
***D	HRW TESTAMENTARY TRUST NO 3	0	15.566	15.566
***D	HRW TESTAMENTARY TRUST NO 1	0	51.069	51.069
***D	HRW TESTAMENTARY TRUST NO 2	0	14.147	14.147
***D	HRW TESTAMENTARY TRUST NO. 10	0	45.753	45.753
***D	HRW TRUST NO 1 UAD 01/17/03	0	14.147	14.147
***D	HRW TESTAMENTARY TRUST NO. 11	0	10.835	10.835
***D	HRW TESTAMENTARY TRUST NO 6	0	53.960	53.960
***D	HRW TESTAMENTARY TRUST NO 4	0	12.164	12.164
***D	HRW TESTAMENTARY TRUST NO. 9	0	35.595	35.595
***D	HRW TESTAMENTARY TRUST NO. 8	0	19.372	19.372
***D	HRW TESTAMENTARY TRUST NO 2	0	7.637	7.637
***D	HRW TESTAMENTARY TRUST NO. 7	0	19.372	19.372
***D	HRW TRUST NO 4 UAD 01/17/03	0	20.856	20.856
***D	HRW TESTAMENTARY TRUST NO 5	0	32.755	32.755
***D	HRW TESTAMENTARY TRUST NO. 12	0	9.981	9.981
***D	HRW TRUST NO 3 UAD 01/17/03	0	20.856	20.856
***D	LOCKHEED MARTIN CORPORATION SALARIED SAV	0	10.326	10.326
***D	1982 SMITH TRUST	0	136.977	136.977
***D	SILVER GROWTH FUND, LP	0	6.992	6.992

Pagina 17

 Azionisti: 1565 Teste: 15
 Azionisti in proprio: 10 Azionisti in delega: 1555

194

Assemblea Ordinaria del 30 aprile 2013

LISTA ESITO DELLE VOTAZIONE

Oggetto: Determinazione utile di esercizio

FAVOREVOLI

Badge	Ragione Sociale	Proprio	Delega	Totale
**D	ESSEX COUNTY COUNCIL PENSION FUND	0	255.385	255.385
**D	UNITED NATIONS RELIEF AND WORKS FOR PALESTINIAN REFUGEES IN THE NEAR EAST	0	29.104	29.104
**D	MUNICIPAL EMP ANNUITY E BEN FD CHICA	0	205.300	205.300
**D	MUNICIPAL EMP ANNUITY E BEN FD CHICA	0	117.517	117.517
**D	FLORIDA PREPAID COLLEGE BOARD	0	272.619	272.619
**D	HERSHEY FOOD MASTER RETIREMENT TST	0	9.173	9.173
**D	THE MOTOROLA PENSION SCHEME	0	548.334	548.334
**D	PUBLIC SCHOOL TEACHERS PNS E RET.FND CHICAGO	0	168.146	168.146
**D	QM COMMON DAILY WORLD INDEX FUND	0	235.893	235.893
**D	WILSHIRE VIT INTERNATIONAL EQUITY FUND	0	5.237	5.237
**D	BLUE SKY GROUP	0	2.155.191	2.155.191
**D	CHILDREN'S HELATHCARE ATLANTIA INC	0	235.635	235.635
**D	BELLSOUTH CORPORATE TRUST UNDER EXECUTIV	0	351.800	351.800
**D	BELLSOUTH TELECOMMUNICATIONS INC TRUST	0	9.500	9.500
**D	BELLSOUTH TELECOM EXECUTIVE BENEFIT	0	173.300	173.300
**D	FCP VH CAAM ACTIONS	0	225.000	225.000
**D	FCP DIVERSIFIE D&O CPR	0	181.902	181.902
**D	FCP CALCIUM QUANT	0	208.624	208.624
**D	AXA VITA SA	0	542.821	542.821
**D	AXA ASSICURAZIONI SA	0	59.459	59.459
**D	ASR SCHADEVERZEKERING N.V.	0	71	71
**D	STICHTING ASR BEWAARDER	0	127.775	127.775
**D	N.V. AMERSFOORTSE ALGEMENE VERZEKERING M	0	23	23
**D	SECUREX LEVEN VERENIGING VOOR ONDERLINGE	0	240.612	240.612
**D	BAYERNINVEST KAG MBH	0	2.531.834	2.531.834
**D	S2G	0	1.132.209	1.132.209
**D	CPR AM	0	620.709	620.709
**D	AXA INVESTMENT MANAGERS PARIS	0	199.452	199.452
**D	MACIF GESTION	0	796.268	796.268
**D	AMUNDI	0	164.832	164.832
**D	ETOILE GESTION	0	646.618	646.618
**D	BROWN BROTHERS HARRIMAN TRUSTEE SERVICES (IRELAND) LIMITED	0	484.864	484.864
**D	HARTFORD INTERNATIONAL - GLOBAL EQUITY (EX-JAPAN) INDEX FUND	0	535.601	535.601
**D	ACMBERNSTEIN	0	3.235	3.235
**D	SEI GLOBAL MASTER FUND PLC SEI INVESTMENTS	0	20.629	20.629
**D	PIONEER INVESTMENT MANAGEMENT SGRPA / AZIONARIO CRESCITA	0	1.584.004	1.584.004
**D	NATIXIS AM	0	304.800	304.800
**D	ALLIANZGI GLOBAL EQUITY & CONVERTIBLE INCOME FUND	0	54.358	54.358
**D	PIONEER ASSET MANAGEMENT S.A.	0	1.669.832	1.669.832
**D	ROSSINI LUX FUND AZIONARIO EURO	0	41.000	41.000
**D	EEF EQUITY ITALY	0	1.307.000	1.307.000
**D	EEF EQUITY EUROPE LTE	0	819.000	819.000
**D	EIS PB EQUITY EUR	0	2.870.500	2.870.500

Azionisti:
Azionisti in proprio:1565 Teste:
10 Azionisti in delega:15
1555

Pagina 18

195

Assemblea Ordinaria del 30 aprile 2013

LISTA ESITO DELLE VOTAZIONE

Oggetto: Determinazione utile di esercizio

FAVOREVOLI

Badge	Ragione Sociale	Proprio	Delega	Totale
**D	EEF EQUITY EURO LTE	0	295.000	295.000
**D	EIS EUROPE EQUITIES	0	62.000	62.000
**D	EEF EQUITY ITALY LTE	0	973.000	973.000
**D	ROSSINI LUX FUND BILANCIATO	0	2.000	2.000
**D	EEF EQUITY UTILITIES LTE	0	89.000	89.000
**D	EIS FLEXIBLE BETA TOTAL RETURN	0	1.600.000	1.600.000
**D	EMAF DYNAMIC	0	40.000	40.000
**D	ARROWSTREET GLOBAL EQUITY ALPHA EXTENSION FUND	0	811.020	811.020
**D	UBS FUND MANAGEMENT (SWITZERLAND) AG	0	1.104.479	1.104.479
**D	UBS FUND MANAGEMENT (SWITZERLAND) AG	0	3.292.638	3.292.638
**D	EPATON VANCE INTERNATIONAL (IRELAND) FUNDS PLC	0	4.170	4.170
**D	UNITED FOOD + COMMERCIAL WORKERS INT PENSION PLAN FOR EMPLOYEES	0	57.200	57.200
**D	PANAGORA DIVERSIFIED RISK MULTI-ASSET FUND LTD	0	26.631	26.631
**D	SDA INTERNATIONAL EQUITY INDEX FUND	0	142.000	142.000
**D	STICHTING MN SERVICES EUROPE EX UK EQUITY FUND	0	5.062	5.062
**D	STICHTING FGM DEPOSITARY	0	9.318.490	9.318.490
**D	NATIONAL COUNCIL FOR SOCIAL SECURITY FUND	0	383.563	383.563
**D	AEGON CUSTODY B.V	0	544.935	544.935
**D	COLONIAL FIRST STATE INVESTMENT LTD	0	878.809	878.809
**D	COLONIAL FIRST STATE INVESTMENT LTD	0	1.523.762	1.523.762
**D	BRICKLAYERS + TROWEL TRADES INTERNATIONAL PENSION FUND	0	71.200	71.200
**D	STICHTING PENSIOENFONDS METPAAL EN TECHNIEK	0	2.386.608	2.386.608
**D	LEGG MASON INVESTMENT (LUXEMBOURG) S.A.	0	41.568	41.568
**D	AGF GLOBAL VALUE FUND	0	1.370.549	1.370.549
**D	STANDARD LIFE INVESTMENT LIMITED	0	109.168	109.168
**D	AGF WORLD BALANCED FUND	0	297.300	297.300
**D	THE NOMURA TRUST AND BANKING CO LTD	0	210.294	210.294
**D	THE NOMURA TRUST AND BANKING CO LTD	0	3.724	3.724
**D	COUNTRYWIDE ASSURED PLC	0	126.205	126.205
**D	NATIONAL PENSION SERVICE.	0	474.521	474.521
**D	FRIENDS PROVIDENT LIFE AND PENSIONS EXCHANGE HOUSE	0	925.251	925.251
**D	MACQUAIRE INVESTMENT MANAGEMENT LIMITED	0	537.350	537.350
**D	COLONIAL FIRST STATE INVESTMENT LTD	0	73.436	73.436
**D	STICHTING MN SERVICES AANDELENFONDS EUROPA	0	280.218	280.218
**D	LEGAL AND GENERAL ASSURANCE PENSIONS MANAGEMENT LIMITED	0	46.308.650	46.308.650
**D	IRISH LIFE ASSURANCE	0	4.809.480	4.809.480
**D	PANAGORA DYNAMIC INTERNATIONAL EQUITY EXTENDED ALPHA FUND	0	127.654	127.654
**D	SANDERS CAPITAL	0	159.700	159.700
**D	AQR GLOBAL STOCK SELECTION MASTER ACCOUNT LP	0	1.230.921	1.230.921
**D	AQR ABSOLUTE RETURN MASTER ACCOUNT LP	0	1.384.937	1.384.937
**D	AQR GLOBAL STOCK SELECTION HV MASTER ACCOUNT LTD	0	619.810	619.810
**D	MISSOURI LOCAL GOVERNMENT EMPLOYEES RETIREMENT SYSTEM	0	475.944	475.944
**D	AEGON CUSTODY B.V.	0	3.208.287	3.208.287

Azionisti:
Azionisti in proprio:1565 Teste:
10 Azionisti in delega:15
1535

Pagina 19

LISTA ESITO DELLE VOTAZIONI
 Oggetto: Determinazione utile di esercizio

FAVOREVOLI

Badge	Ragione Sociale	Proprio	Delega	Totale
**D	AVIVA INVESTORS BALANCED MANAGED FUND	0	20.488	20.488
**D	LEGAL AND GENERAL ASSURANCE SOCIETY LIMITED	0	1.455.117	1.455.117
**D	AVIVA INVESTORS INTERNATIONAL INDEX TRACKING FUND	0	135.934	135.934
**D	ALPHA INTERNATIONAL SELECT EDGE STATE STREET FINANCIAL CENTER	0	40.455	40.455
**D	LYNX MULTI STRATEGY EUROPE FUND SSARIS ADVISORS LLC	0	5.587	5.587
**D	UBS FUND MANAGEMENT (LUXEMBOURG) SA	0	2.566.761	2.566.761
**D	AGF INTERNATIONAL STOCK CLASS	0	1.177.986	1.177.986
**D	AGF GLOBAL VALUE CLASS	0	270.370	270.370
**D	AGF EUROPEAN EQUITY CLASS	0	1.376.833	1.376.833
**D	LAZARD ASSET MANAGEMENT LTD.	0	1.253.020	1.253.020
**D	UBS (LUX) KEY SELECTION SICAV 2	0	655.908	655.908
**D	UBS (LUX) EQUITY SICAV	0	5.969	5.969
**D	UBS (LUX) STRATEGY XTRA SICAV	0	59.767	59.767
**D	UBS (LUX) SICAV 1	0	47.857	47.857
**D	TOWERS WATSON U.S. PENSION PLAN TRUST	0	252.875	252.875
**D	THE METHODIST HOSPITAL	0	84.270	84.270
**D	LOCKHEED MARTIN SUPPLEMENTAL EXCESS RETIREMENT TRUST	0	8.766	8.766
**D	XEROX CORPORATION RETIREMENT & SAVINGS PLAN	0	102.900	102.900
**D	NOVARTIS CORPORATION PENSION MASTER TRUST	0	74.330	74.330
**D	BARMENIA LEBENSVERSICHERUNG AG	0	600.000	600.000
**D	STATE FARM VARIABLE PRODUCT TRUST, INTERNATIONAL EQ INDEX F	0	160.263	160.263
**D	TEACHERS' RETIREMENT SYSTEM OF THE STATE OF ILLINOIS	0	1.064.238	1.064.238
**D	KAISER PERMANENTE MASTER TRUST	0	980.000	980.000
**D	HIRTLE CALLAGHAN TRUST INTERNATIONAL EQUITY PORTFOLIO	0	320.276	320.276
**D	HC CAPITAL TRUST- THE INSTITUTIONAL INTERNATIONAL EQUITY PTF	0	526.238	526.238
**D	ARKWRIGHT, LLC	0	16.487	16.487
**D	AMERICAN CANCER SOCIETY INC RETIREMENT ANNUITY PLAN	0	57.435	57.435
**D	KAISER FOUNDATION HOSPITALS	0	387.600	387.600
**D	FIDELITY INVESTMENT TRUST: FIDELITY TOTAL INT EQUITY FUND	0	214.767	214.767
**D	FIDELITY RUTLAND SQUARE TRUST II: STRATEGIC ADVISERS INT II F	0	519.400	519.400
**D	FIDELITY RUTLAND SQUARE TR II: STRAT ADV INT MULTI-MANAGER F	0	18.821	18.821
**D	FIDELITY INVESTMENT TRUST: FIDELITY SERIES INTVALUE FUND	0	16.488.322	16.488.322
**D	LONDON BOROUGH OF TOWER HAMLETS PENSION FUND	0	1.229.623	1.229.623
**D	CONOCOPHILLIPS PENSION PLAN	0	191.709	191.709
**D	FAMILY INVESTMENTS CHILD TRUST FUND	0	160.887	160.887
**D	FAMILY INVESTMENTS GLOBAL ICVC FAMILY BALANCED INT FUND	0	243.991	243.991
**D	JOHN HANCOCK VARIABLE INS. TRUST INTERNATIONAL CORE TRUST	0	3.108.844	3.108.844
**D	JOHN HANCOCK TRUST INTERNATIONAL EQUITY INDEX TRUST B	0	252.346	252.346
**D	NOTTINGHAMSHIRE COUNTY COUNCIL PENSION FUND	0	351.550	351.550
**D	JOHN HANCOCK FUNDS III INTERNATIONAL CORE FUND	0	4.885.225	4.885.225
**D	HSBC AS TRUSTEE FOR SSGA EUROPE EX UK EQUITY TRACKER FUND	0	229.975	229.975
**D	BNY MELLON TR+DEP ATF ST. JAMES'S PLACE GLOBAL EQ UNIT TR	0	488.162	488.162
**D	WELLS FARGO ADVANTAGE UTILITIES AND HIGH INCOME FUND	0	350.000	350.000

Pagina 20

Azionisti: 1565 Teste: 15
 Azionisti in proprio: 10 Azionisti in delega: 1555

Assemblea Ordinaria del 30 aprile 2013

LISTA ESITO DELLE VOTAZIONE

Oggetto: Determinazione utile di esercizio

FAVOREVOLI

Badge	Ragione Sociale	Proprio	Delega	Totale
**D	WELLS FARGO ADVANTAGE GLOBAL DIVIDEND OPPORTUNITY FUND	0	3.300.000	3.300.000
**D	LAUDUS INTERNATIONAL MARKETMASTERS FUND	0	99.769	99.769
**D	SCHWAB INTERNATIONAL CORE EQUITY FUND	0	122.774	122.774
**D	SCHWAB INTERNATIONAL EQUITY ETF	0	652.456	652.456
**D	MANAGED PENSION FUNDS LIMITED	0	8.843.222	8.843.222
**D	CGE INVESTMENTS (NO. 2) S.A.R.L.	0	205.899	205.899
**D	JOHN HANCOCK VAR INS TRUST STRATEGIC EQUITY ALLOCATION TRUST	0	1.204.503	1.204.503
**D	JOHN HANCOCK FUNDS II STRATEGIC EQUITY ALLOCATION FUND	0	536.454	536.454
**D	US RETIREMENT TRUST	0	79.362	79.362
**D	IM RUSSELL ICVC - INTERNATIONAL GROWTH ASSETS FUND	0	124.092	124.092
**D	PUTNAM RETIREMENT INCOME FUND LIFESTYLE 2	0	1.009	1.009
**D	PUTNAM DYNAMIC RISK ALLOCATION FUND	0	35.815	35.815
**D	PUTNAM VARIABLE TRUST - PUTNAM VT GLOBAL ASSET ALLOCATION F	0	16.244	16.244
**D	PUTNAM DYNAMIC ASSET ALLOCATION GROWTH FUND	0	171.299	171.299
**D	PUTNAM DYNAMIC ASSET ALLOCATION BALANCED FUND	0	86.404	86.404
**D	PUTNAM DYNAMIC ASSET ALLOCATION CONSERVATIVE FUND	0	54.850	54.850
**D	PUTNAM RETIREMENT INCOME FUND LIFESTYLE 3	0	3.280	3.280
**D	PUTNAM TOTAL RETURN TRUST	0	101.771	101.771
**D	PUTNAM RETIREMENT ADVANTAGE GAA GROWTH PORTFOLIO	0	27.562	27.562
**D	PUTNAM RETIREMENT ADVANTAGE GAA BALANCE PORTFOLIO	0	16.690	16.690
**D	PUTNAM RETIREMENT ADVANTAGE GAA CONSERVATIVE PORTFOLIO	0	3.157	3.157
**D	PUTNAM RETIREMENT ADVANTAGE GAA INCOME STRATEGIES PORTFOLIO	0	5.509	5.509
**D	PUTNAM RETIREMENT ADVANTAGE GAA EQUITY PORTFOLIO	0	6.692	6.692
**D	PUTNAM TOTAL RETURN FUND, LLC	0	25.766	25.766
**D	THE STATE OF NEVADA	0	23.200	23.200
**D	PUTNAM DYNAMIC ASSET ALLOCATION EQUITY FUND	0	4.012	4.012
**D	STAGECOACH GROUP PENSION SCHEME	0	467.800	467.800
**D	MSCI EAFE EQUAL WEIGHT FUND	0	21.129	21.129
**D	SBL FUND SERIES D	0	55.071	55.071
**D	LAZARD ASSET MANAGEMENT LLC	0	3.186	3.186
**D	DB ADVISORS (CH) DBI WORLD EQUITY FUND	0	17.694	17.694
**D	MFS DEVELOPMENT FUNDS, LLC	0	2.020	2.020
**D	USAA MUTUAL FUNDS TRUST - USAA GLOBAL OPPORTUNITIES FUND	0	25.702	25.702
**D	ALLIANZBERNSTEIN BALANCED SHARES INC	0	12.970	12.970
**D	THE ALLIANZBERNSTEIN POOLING PTF - ALLIANZEB VOL MNGM PTF	0	160.544	160.544
**D	ALLIANZBERNST VAR PROD SER F INC.ALLIANZEB DYN ASSET ALL PTF	0	17.694	17.694
**D	JOHN HANCOCK LIFE AND HEALTH INSURANCE COMPANY	0	319.507	319.507
**D	SISTERS OF MERCY OF NORTH CAROLINA FOUNDATION INC	0	4.411	4.411
**D	MUNDER INTERNATIONAL FUND-CORE EQUITY FUND	0	24.491	24.491
**D	RUSSELL TRUST CO COMMINGLED EMPLOYEE BENEFIT FUNDS TRUST	0	3.445.169	3.445.169
**D	METROPOLITAN LIFE INSURANCE COMPANY	0	202.963	202.963
**D	THE MASTER TRUST BK OF JP LTD: HITACHI FOREIGN EQ INDEX MF	0	152.032	152.032
**D	BT INSTITUTIONAL INTERNATIONAL SUSTAINABILITY SHARE FUND	0	121.958	121.958

LISTA ESITO DELLE VOTAZIONE

Oggetto: Determinazione utile di esercizio

FAVOREVOLI

Badge	Ragione Sociale	Proprio	Delega	Totale
**D	SPDR S+P WORLD EX AUSTRALIA FUND	0	6.522	6.522
**D	PENSION FUND OF SUMITOMO MITSUI BANKING CORPORATION	0	60.513	60.513
**D	GENERAL MOTORS HOURLY-RATE EMPLOYEES PENSION TRUST	0	445.842	445.842
**D	GMAM INVESTMENT FUNDS TRUST	0	1.190.848	1.190.848
**D	ENHANCED GLOBAL SERIES OF BLACKROCK QUANTITATIVE PARTNERS LP	0	70.773	70.773
**D	AMERICAN CENTURY QUANTITATIVE EQUITY FUNDS, INC. INT CORE EQ	0	23.400	23.400
**D	AMERICAN CENTURY WORLD MUTUAL FUNDS, INC. INTL VALUE	0	114.445	114.445
**D	AMERICAN CANCER SOCIETY END	0	52.823	52.823
**D	XEROX CANADA EMPLOYEES RETIREMENT PLAN	0	61.746	61.746
**D	JP TR SERV BK LTD ATF MATB MSCI KOKUSAI INDEX MOTHER F	0	510.202	510.202
**D	JP TR SERV BK LTD ATF FOR MATB MSCI INDEX SEL FUND- EUR PTF	0	2.877	2.877
**D	ENERGY INSURANCE MUTUAL LIMITED	0	51.599	51.599
**D	THE MASTER TR BK OF JP LTD ATF INVESCO DEV COUNT EQ INDEX M F	0	1.188	1.188
**D	ARCHITAS MULTI-MANAGER GLOBAL FUNDS UNIT TRUST	0	112.485	112.485
**D	AQR INTERNATIONAL EQUITY FUND II, L.P.	0	74.195	74.195
**D	AQR GLOBAL ENHANCED EQUITY FUND	0	216.220	216.220
**D	AXA INVESTMENT MANAGERS DEUTSCHLAND GMBH FOR AXA EUROPA	0	95.000	95.000
**D	AXA INVESTMENT MANAGERS DEUTSCHLAND GMBH FOR AXA WELT	0	45.000	45.000
**D	GENERAL CONFERENCE CORPORATION OF SEVENTH DAY ADVENTISTS	0	15.159	15.159
**D	AXA ROSENBERG EQUITY ALPHA TRUST	0	569.000	569.000
**D	UNITED TECHNOLOGIES CORPORATION EMPLOYEE SAVINGS PLAN	0	440.559	440.559
**D	THE MASTER TRUST BK OF JP LTD: RUSSELL GIB ENVIR TECH F	0	107.816	107.816
**D	RUSSELL INTERNATIONAL SHARES FUND	0	693.728	693.728
**D	RUSSELL GLOBAL OPPORTUNITIES FUND	0	1.575.841	1.575.841
**D	AMERICAN HEART ASSOCIATION	0	15.239	15.239
**D	MET INVESTOR SERIES TRUST-ALLIANC GLOBAL DYNAMIC ALL PTF	0	617.177	617.177
**D	MET INVESTORS SERIES TRUST- SCHRODERS GLOBAL MULTI-ASSET PTF	0	43.470	43.470
**D	CADET HOLDINGS LIMITED	0	190.834	190.834
**D	COMBUSTION ENGINEERING 524(G) ASBESTOS PI TRUST	0	29.975	29.975
**D	CHRISTIAN SUPER	0	53.250	53.250
**D	CHEVRON MASTER PENSION TRUST	0	37.603	37.603
**D	CHEVRON MASTER PENSION TRUST	0	550.752	550.752
**D	CALVERT VP EAFE INTERNATIONAL INDEX PORTFOLIO	0	83.277	83.277
**D	CAISSE DE DEPOT ET PLACEMENT DU QUEBEC	0	7.543.568	7.543.568
**D	THE REGENTS OF THE UNIVERSITY OF CALIFORNIA	0	4.916.751	4.916.751
**D	DUKE ENERGY RETIREMENT SAVINGS PLAN	0	101.200	101.200
**D	MICROSOFT CORPORATION SAVINGS PLUS 401(K) PLAN	0	445.965	445.965
**D	EATON VANCE (AUSTRALIA) HEXAVEST ALL-COUNTRY GL EQUITY FUND	0	8.179	8.179
**D	PYRAMIS SELECT GLOBAL EQUITY TRUST	0	494.013	494.013
**D	PYRAMIS SELECT INTERNATIONAL EQUITY TRUST	0	960.456	960.456
**D	FIDELITY OVERSEAS FUND	0	18.477	18.477
**D	FIDELITY INTERNATIONAL DISCIPLINED EQUITY FUND	0	207.678	207.678
**D	FIDELITY INTERNATIONAL VALUE FUND	0	17.455	17.455

Azionisti:
Azionisti in proprio:1565 Tesic:
10 Azionisti in delega:15
1555

Pagina 22

199

Assemblea Ordinaria del 30 aprile 2013

LISTA ESITO DELLE VOTAZIONE

Oggetto: Determinazione utile di esercizio

FAVOREVOLI

Badge	Ragione Sociale	Proprio	Delega	Totale
**D	FIDELITY GLOBAL OPPORTUNITIES FUND	0	3.000	3.000
**D	FIDELITY GLOBAL DISCIPLINED EQUITY FUND	0	125.878	125.878
**D	FIDELITY GLOBAL EQUITY INVESTMENT TRUST	0	18.602	18.602
**D	FIDELITY INTERNATIONAL EQUITY INVESTMENT TRUST	0	274.017	274.017
**D	F+C INSTITUTIONAL INVESTMENT FUNDS ICVC- INST GLB EQ F	0	437.945	437.945
**D	F+C INSTITUTIONAL INVESTMENT FUNDS ICVC- INST EUROPEAN FUND	0	4.477.027	4.477.027
**D	FEDEX CORPORATION EMPLOYEES PENSION TRUST	0	169.982	169.982
**D	EATON VANCE TAX-MANAGED GLOBAL BUY-WRITE OPPORTUNITIES FUND	0	375.898	375.898
**D	EATON VANCE STRUCTURED INTERNATIONAL EQUITY FUND	0	14.019	14.019
**D	SOJECCI II LTEE	0	48.500	48.500
**D	STICHTING F AND C MULTI MANAGER EUROPEAN EQUITY ACTIVE	0	293.443	293.443
**D	STICHTING TRUST F AND C UNHEDGE	0	757.397	757.397
**D	STICHTING F AND C WERELDWIJD ENHANCED AANDELENFONDS	0	204.345	204.345
**D	UAW RETIREE MEDICAL BENEFITS TRUST	0	3.528.134	3.528.134
**D	EATON VANCE HEXAVEST GLOBAL EQUITY FUND	0	5.394	5.394
**D	EATON VANCE HEXAVEST INTERNATIONAL EQUITY FUND	0	2.457	2.457
**D	PARAMETRIC STRUCTURED ABSOLUTE RETURN PORTFOLIO	0	5.639	5.639
**D	TAX - MANAGED INTERNATIONAL EQUITY PORTFOLIO	0	33.088	33.088
**D	GABELLI UTILITIES FUND	0	230.000	230.000
**D	THE GABELLI DIVIDEND & INCOME TRUST	0	350.000	350.000
**D	THE GABELLI GLOBAL UTILITY & INCOME TRUST	0	75.000	75.000
**D	AMERICAN INTERNATIONAL GROUP INC RETIREMENT PLAN	0	26.048	26.048
**D	SCHRODER GLOBAL BLEND FUND (CANADA)	0	44.099	44.099
**D	THE GM CANADA DOMESTIC TRUST	0	50.284	50.284
**D	THE GENERAL MOTORS CANADIAN HOURLY-RATE EMPL PENSION PLAN	0	217.985	217.985
**D	THE GENERAL MOTORS CANAD RETIREMENT PROGR FOR SALARIED EMPL	0	56.248	56.248
**D	KBR UK COMMON INVESTMENT FUND	0	171.800	171.800
**D	CITY OF HOPE	0	64.900	64.900
**D	BECKMAN RESEARCH INSTITUTE OF THE CITY OF HOPE	0	62.400	62.400
**D	CITY OF HOPE NATIONAL MEDICAL CENTER	0	31.300	31.300
**D	CENTRAL BANK OF TRINIDAD AND TOBAGO	0	1.657.189	1.657.189
**D	HEXAVEST EAFE EQUITY FUND	0	174.318	174.318
**D	HEXAVEST ACWI EQUITY FUND	0	7.204	7.204
**D	HEXAVEST WORLD EQUITY FUND	0	6.714	6.714
**D	TIFF INVESTMENT PROGRAM, INC - TIFF MULTI-ASSET FUND	0	137.500	137.500
**D	TRANSAMERICA ALLIANCEBERNSTEIN DYNAMIC ALLOCATION VP	0	23.905	23.905
**D	INS CORP BRITISH COLOMBIA PP MGMT AND CONFIDENTIAL EMPLOYEES	0	44.500	44.500
**D	FIRST CHURCH OF CHRIST SCIENTIST	0	61.660	61.660
**D	ING DIRECT STREETWISE BALANCED INCOME FUND	0	14.437	14.437
**D	ING DIRECT STREETWISE BALANCED FUND	0	43.031	43.031
**D	ING DIRECT STREETWISE BALANCED GROWTH FUND	0	42.871	42.871
**D	ING DIRECT STREETWISE EQUITY GROWTH FUND	0	7.957	7.957
**D	STATE FARM MUTUAL FUND TRUST, INTERNATIONAL INDEX FUND	0	122.604	122.604

Pagina 23

 Azionisti: 1565 Teste: 15
 Azionisti in proprio: 10 Azionisti in delega: 1555

200

LISTA ESITO DELLE VOTAZIONE

Oggetto: Determinazione utile di esercizio

FAVOREVOLI

Badge	Ragione Sociale	Proprio	Delega	Totale
**D	MM MSCI EAFE INTERNATIONAL INDEX FUND	0	89.837	89.837
**D	GMO TAX-MANAGED GLOBAL BALANCED PORTFOLIO	0	254.396	254.396
**D	GMO AGGRESSIVE LONG/SHORT MASTER PORTFOLIO	0	785.066	785.066
**D	GMO IMPLEMENTATION FUND	0	3.999.369	3.999.369
**D	JANUS CAPITAL MANAGEMENT LLC	0	2.143	2.143
**D	JOHNSON & JOHNSON PENSION & SAVINGS PLANS MASTER TRUST	0	857.741	857.741
**D	SEASONS SERIES TRUST ASSET ALLOCATION:DIVERSIFIED GROWTH PTF	0	24.302	24.302
**D	SEASONS SERIES TRUST INTERNATIONAL EQUITY PORTFOLIO	0	84.739	84.739
**D	AARP EMPLOYEES' PENSION PLAN	0	91.881	91.881
**D	DWS EAFE EQUITY INDEX FUND	0	132.975	132.975
**D	STICHTING PHILIPS PENSIOENFONDS	0	1.220.388	1.220.388
**D	LEGG MASON FUNDS ICVC - LEGG MASON CONTINENTAL EUROPEAN EQ F	0	20.845	20.845
**D	SPDR MSCI ACWI IMI ETF	0	1.222	1.222
**D	XEROX PENSIONS LIMITED ATF XEROX FINAL SALARY PENSION SCHEME	0	21.827	21.827
**D	RUSSELL INTERNATIONAL SHARES TRACKER FUND	0	195.953	195.953
**D	ALLIANCEBERNSTEIN INTERNATIONAL ALL-COUNTRY PASSIVE SERIES	0	161.500	161.500
**D	MARYLAND STATE RETIREMENT & PENSION SYSTEM	0	1.621.098	1.621.098
**D	MDPIM INTERNATIONAL EQUITY POOL	0	357.600	357.600
**D	MD EQUITY FUND	0	128.700	128.700
**D	MD INTERNATIONAL VALUE FUND	0	63.000	63.000
**D	MGI INTERNATIONAL EQUITY FUND	0	136.508	136.508
**D	MGI FUNDS PLC	0	337.013	337.013
**D	MERCER GLOBAL EQUITY FUND	0	10.133	10.133
**D	COMPASS AGE LLC	0	97.283	97.283
**D	LOCKHEED MARTIN CORP DEFINED CONTRIBUTION PLAN MASTER TRUST	0	53.696	53.696
**D	CORE STRATEGIES INVESTMENT FUND LLC	0	155.187	155.187
**D	RUSSELL INVESTMENT COMPANY PLC	0	2.094.216	2.094.216
**D	INTECH INTERNATIONAL FUND	0	39.785	39.785
**D	BLUE CROSS BLUE SHIELD OF KANSAS, INC	0	161.824	161.824
**D	NORTHROP GRUMMAN CORPORATION VEBIA MASTER TRUST I	0	35.264	35.264
**D	STATE OF NEW JERSEY COMMON PENSION FUND D	0	5.317.728	5.317.728
**D	SISTERS OF ST FRANCIS HEALTH SERVICES MASTER PENSION TRUST	0	135.317	135.317
**D	ONTARIO TEACHERS PENSION PLAN BOARD	0	4.350.450	4.350.450
**D	ONTARIO TEACHERS PENSION PLAN BOARD	0	1.325.850	1.325.850
**D	CANADA PENSION PLAN INVESTMENT BOARD	0	8.451.216	8.451.216
**D	CANADA PENSION PLAN INVESTMENT BOARD	0	591.500	591.500
**D	CANADA PENSION PLAN INVESTMENT BOARD	0	421.921	421.921
**D	STATE TEACHERS RETIREMENT SYSTEM OF OHIO	0	5.843.493	5.843.493
**D	PUBLIC EMPLOYEES RETIREMENT SYSTEM OF OHIO	0	2.433.614	2.433.614
**D	AGIC INTERNATIONAL + PREMIUM STRATEGY FUND	0	5.188.716	5.188.716
**D	COSMOPOLITAN INVESTMENT FUND	0	271.908	271.908
**D	THE PHILLIPS 66 UK PENSION PLAN	0	517.952	517.952
**D		0	49.509	49.509

201

Assemblea Ordinaria del 30 aprile 2013

LISTA ESITO DELLE VOTAZIONI

Oggetto: Determinazione utile di esercizio

FAVOREVOLI

Badge	Ragione Sociale	Proprio	Delega	Totale
**D	PHILIPS ELECTRONICS NORTH AMERICA CORP MASTER RETIR TR	0	104.046	104.046
**D	PUTNAM WORLD TRUST	0	49.187	49.187
**D	WESTPAC INTERNATIONAL SHARE INDEX TRUST	0	332.499	332.499
**D	RETIREMENT AND SECY PROGRAM FOR EMPL/NTCA AND MEMBERS SYS	0	134.567	134.567
**D	SSGA DOW JONES SUSTAINABILITY WORLD EX-AUSTRALIA INDEX TRUST	0	22.292	22.292
**D	GMO GLOBAL EQUITY TRUST	0	1.043.258	1.043.258
**D	INTEL CORPORATION RETIREE MEDICAL PLAN TRUST	0	49.044	49.044
**D	ALASKA COMMON TRUST FUND	0	119.409	119.409
**D	STATE PUBLIC SECTOR SUPERANNUATION SCHEME	0	1.161.135	1.161.135
**D	PANAGORA DYNAMIC GLOBAL EQUITY FUND	0	517.935	517.935
**D	RETAIL EMPLOYEES SUPERANNUATION TRUST	0	3.912.525	3.912.525
**D	RIDGEWORTH INTERNATIONAL EQUITY INDEX FUND	0	520.443	520.443
**D	CHEVRON UK PENSION PLAN	0	10.316	10.316
**D	THE GE UK PENSION COMMON INVESTMENT FUND	0	276.376	276.376
**D	CHEVRON UK PENSION PLAN	0	143.348	143.348
**D	FLOURISH INVESTMENT CORPORATION	0	6.113.093	6.113.093
**D	GOV OF HM THE SULTAN AND YANG DI-PERTUAN OF BRUNEI DARUSSALAM	0	414.644	414.644
**D	GOVERNMENT PENSION FUND	0	34.198	34.198
**D	FLOURISH INVESTMENT CORPORATION	0	3.228.245	3.228.245
**D	HOME AFFAIRS UNIFORMED SERVICES (INVEST FUND)	0	2.078	2.078
**D	PEOPLE'S BANK OF CHINA	0	6.397.517	6.397.517
**D	PEOPLE'S BANK OF CHINA	0	5.720.275	5.720.275
**D	MINISTRY OF STRATEGY AND FINANCE	0	283.863	283.863
**D	MINISTRY OF STRATEGY AND FINANCE	0	59.836	59.836
**D	BEST INVESTMENT CORPORATION	0	324.249	324.249
**D	PEOPLE'S BANK OF CHINA	0	1.257.275	1.257.275
**D	DEUTSCHE DBI GLOBAL SHARES FUND	0	115.296	115.296
**D	SAL PENSION SCHEME	0	107.425	107.425
**D	HONG KONG SPECIAL ADMINISTRATIVE REGION GOVERNMENT-EXCHANGE F	0	341.606	341.606
**D	PEOPLE'S BANK OF CHINA	0	1.392.684	1.392.684
**D	GOVERNMENT OF THE PROVINCE OF ALBERTA	0	701.400	701.400
**D	ASIAN DEVELOPMENT BANK	0	1.073.230	1.073.230
**D	HONGKONG ELECTRIC DEFINED CONTRIBUTION SCHEME	0	20.935	20.935
**D	SSGA MSCI ACWI EX-USA INDEX NON-LENDING DAILY TRUST	0	135.791	135.791
**D	PEOPLE'S BANK OF CHINA	0	674.782	674.782
**D	PEOPLE'S BANK OF CHINA	0	1.333.188	1.333.188
**D	PEOPLE'S BANK OF CHINA	0	342.666	342.666
**D	HONG KONG SPECIAL ADMINISTRATIVE REGION GOVERNMENT-EXCHANGE F	0	1.796.610	1.796.610
**D	CALIFORNIA PUBLIC EMPLOYEES RETIREMENT SYSTEM	0	27.172.218	27.172.218
**D	SSGA SPDR ETFS EUROPE I PUBLIC LIMITED COMPANY	0	630.451	630.451
**D	STATE STREET GLOBAL ADVISORS EXEMPT UNIT TRUST	0	397.362	397.362
**D	SUNSUPER SUPERANNUATION FUND	0	1.219.818	1.219.818
**D	SUPERVALU INC. MASTER INVESTMENT TRUST	0	102.485	102.485

Pagina 25

 Azionisti: 1565 Teste: 15
 Azionisti in proprio: 10 Azionisti in delega: 1555

Assemblea Ordinaria del 30 aprile 2013

LISTA ESITO DELLE VOTAZIONE

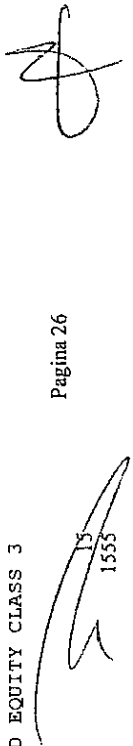
Oggetto: Determinazione utile di esercizio

FAVOREVOLI

Badge	Ragione Sociale	Proprio	Delega	Totale
**D	ROMAN CATHOLIC BISHOP OF SPRINGFIELD A CORPORATION SOLE	0	7.747	7.747
**D	CALIFORNIA STATE TEACHERS RETIREMENT SYSTEM	0	6.576.611	6.576.611
**D	TEACHER RETIREMENT SYSTEM OF TEXAS	0	2.551.573	2.551.573
**D	AXA SWISS INSTITUTIONAL FUND - EQUITIES GLOBAL EX SWITZERLAND	0	35.733	35.733
**D	PINEBRIDGE GLOBAL FUNDS	0	103.891	103.891
**D	METZLER INVESTMENT GMBH FOR MI-FONDS 415	0	1.333.563	1.333.563
**D	CHANG HWA COMM BK AS MC OF ING CHB EUROPE HIGH DIVIDEND FUND	0	54.930	54.930
**D	UBS (IRL) ETF PLC	0	1.572	1.572
**D	VANGUARD INV F ICVC- FTSE DEV WOR LD EX - U.K. EQ INDEX F	0	278.723	278.723
**D	VANGUARD INV F ICVC-VANGUARD FTSE DEV EUROPE EX-UK EQ INDEX F	0	538.245	538.245
**D	THE WELLINGTON TR COM NATIONAL ASS MULT COLLECT INV F TRUST	0	1.231.771	1.231.771
**D	THE WELLINGTON TR CO NAT ASS MULT C TR F TR, OPPORT EQ PTF	0	387.267	387.267
**D	THE WELLINGTON TR CO NAT ASS MULT COLLECTIVE INV F TRUST II	0	86.286	86.286
**D	WELLS FARGO ADVANTAGE DIVERSIFIED INTERNATIONAL FUND	0	48.100	48.100
**D	WELLS FARGOMASTER TRUST DIVERSIFIED STOCK PORTFOLIO	0	603.298	603.298
**D	WELLS FARGO MASTER TRUST INTERNATIONAL VALUE PORTFOLIO	0	688.400	688.400
**D	WSIB INVESTMENTS (PUBLIC EQUITIES) POOLED FUND TRUST	0	2.462.240	2.462.240
**D	WASHINGTON STATE INVESTMENT BOARD	0	3.267.359	3.267.359
**D	DB-RP PORTFOLIO LTD.	0	234.666	234.666
**D	NEW YORK STATE TEACHERS RETIREMENT SYSTEM	0	3.452.991	3.452.991
**D	SCOTTISH WIDOWS INV SOL F ICVC- FUNDAMENTAL INDEX GLB EQ F	0	293.123	293.123
**D	SCOTTISH WIDOWS INV SOLUTIONS F ICVC- EUROPEAN (EX UK) EQ FD	0	2.638.045	2.638.045
**D	PRUDENTIAL RETIREMENT INSURANCE & ANNUITY COMPANY	0	1.161.522	1.161.522
**D	PRUDENTIAL RETIREMENT INSURANCE & ANNUITY COMPANY	0	423.800	423.800
**D	WELLINGTON MANAGEMENT PORTFOLIOS (DUBLIN) PLC	0	11.897	11.897
**D	MANULIFE ASSET MANAGEMENT INTERNATIONAL EQUITY INDEX POOLED F	0	81.977	81.977
**D	EUROPE ALPHA COMMON TRUST FUND	0	540.665	540.665
**D	SS BK AND TRUST COMPANY INV FUNDS FOR TAXEXEMPT RETIREMENT PL	0	27.587.062	27.587.062
**D	DOW JONES SUSTAINABILITY WORLD INDEX NON-LENDING COMMON TR F	0	42.751	42.751
**D	STATE STREET GLOBAL ADVISORS, CAYMAN	0	10.569	10.569
**D	SSGA RUSSELL FD GL EX-US INDEX NONLENDING OF COMMON TRUST FUND	0	202.994	202.994
**D	SSGA ALL COUNTRY W EX-US INTEGR ALPHA SEL NON-LEND COMM TR F	0	228.182	228.182
**D	SSGA MSCI EUROPE SCREENED INDEX NON-LENDING COMMON TRUST FUND	0	163.170	163.170
**D	MSCI EAFE PROV SCREENED INDEX NON - LENDING COMMON TR FUND	0	117.201	117.201
**D	GLOBAL ADVANTAGE FUNDS - MAJOR MARKETS TEILFONDS	0	1.233.409	1.233.409
**D	STATE STREET GLOBAL ADVISORS LUXEMBOURG SICAV	0	147.014	147.014
**D	ALLIANZ GLOBAL INVESTORS FUND	0	619.680	619.680
**D	ALLIANZ SUISSE - STRATEGY FUND	0	37.785	37.785
**D	ALLIANZ EURO PROTECT DYNAMIC PLUS	0	265.380	265.380
**D	ALLIANZ HIGH DIVIDEND DISCOUNT	0	209.870	209.870
**D	GARANT DYNAMIC	0	151.477	151.477
**D	BLACKROCK GLOBAL INDEX FUNDS	0	30.074	30.074
**D	UNIVERSAL SHIPOWNERS MARINE INS ASS LTD EQUITY CLASS 3	0	47.522	47.522

Azionisti:
Azionisti in proprio: 1565Teste:
10 Azionisti in delega: 1555

Pagina 26



LISTA ESITO DELLE VOTAZIONE

Oggetto: Determinazione utile di esercizio

FAVOREVOLI

Badge	Ragione Sociale	Proprio	Delega	Totale
**D	GOLDMAN SACHS FUNDS	0	347.357	347.357
**D	GOLDMAN SACHS FUNDS II	0	19.005	19.005
**D	MARCH FUND	0	33.351	33.351
**D	SELECT INDEX SERIES	0	388.207	388.207
**D	UBS ETF-UBS-ETF DJ EURO STOXX 50	0	2.556.907	2.556.907
**D	UBS ETF	0	1.955.608	1.955.608
**D	F+C FUND	0	359.178	359.178
**D	ISHARES MSCI ACWI EX US UTILITIES SECTOR INDEX FUND	0	72.396	72.396
**D	ISHARES MSCI ACWI INDEX FUND	0	628.227	628.227
**D	ISHARES MSCI ACWI EX US INDEX FUND	0	433.844	433.844
**D	ISHARES S&P EUROPE 350 INDEX FUND	0	1.087.463	1.087.463
**D	ISHARES MSCI EAFE INDEX FUND	0	22.999.880	22.999.880
**D	ISHARES MSCI EAFE VALUE INDEX FUND	0	2.111.564	2.111.564
**D	ISHARES S&P GLOBAL UTILITIES SECTOR INDEX FUND	0	1.622.120	1.622.120
**D	ISHARES MSCI EMU INDEX FUND	0	4.098.219	4.098.219
**D	ISHARES MSCI ITALY INDEX FUND	0	10.713.911	10.713.911
**D	ISHARES MSCI KOKUSAI INDEX FUND	0	153.793	153.793
**D	ISHARES S&P GLOBAL INFRASTRUCTURE INDEX FUND	0	1.828.836	1.828.836
**D	ISHARES DOW JONES EPAC SELECT DIVIDEND INDEX FUND	0	3.508.639	3.508.639
**D	BLACKROCK INST TRUST CO NA INV FUNDSFOR EMPLOYEE BENEFIT TR	0	9.664.312	9.664.312
**D	ISHARES CORE MSCI EAFE ETF	0	292.530	292.530
**D	ISHARES CORE MSCI TOTAL INTERNATIONAL STOCK ETF	0	30.748	30.748
**D	ISHARES MSCI WORLD INDEX FUND	0	1.430	1.430
**D	ISHARES INTERNATIONAL FUNDAMENTAL INDEX FUND	0	266.550	266.550
**D	CONNECTICUT GENERAL LIFE INSURANCE COMPANY	0	51.157	51.157
**D	BLACKROCK CDN MSCI EAFE EQUITY INDEX FUND	0	56.909	56.909
**D	BLACKROCK CDN MSCI EAFE INDEX PLUS FUND	0	326.173	326.173
**D	ACWI EX-US INDEX MASTER PORTFOLIO OF MASTER INVESTMENT PTF	0	229.309	229.309
**D	RUSSELL DEVELOPED EX-U.S. LARGE CAP INDEX FUND B	0	69.070	69.070
**D	BGI MSCI EUROPE EQUITY INDEX FUND B	0	48.002	48.002
**D	BGI MSCI EAFE EQUITY INDEX NON-LENDABLE FUND B	0	1.976.736	1.976.736
**D	BP PENSION FUND	0	1.954.181	1.954.181
**D	RUSSELL INVESTMENT COMPANY II PLC	0	383.850	383.850
**D	SSGA INTERNATIONAL STOCK SELECTION FUND	0	1.209.338	1.209.338
**D	CUMBRIA LOCAL GOVERNMENT PENSION SCHEME	0	1.170.464	1.170.464
**D	INTERNATIONAL PAPER CO COMMINGLED INVESTMENT GROUP TRUST	0	1.099.474	1.099.474
**D	ELECTRONIC DATA SYSTEMS LTD RETIREMENT PLAN	0	287.400	287.400
**D	ELECTRONIC DATA SYSTEMS 1994 PENSION SCHEME	0	103.900	103.900
**D	IBM 401K PLUS PLAN	0	1.130.712	1.130.712
**D	OREGON PUBLIC EMPLOYEES RETIREMENT SYSTEM	0	1.958.533	1.958.533
**D	DEPARTMENT OF STATE LANDS	0	170.787	170.787
**D	PENSION FUND ASSOCIATION FOR LOCAL GOVERNMENT OFFICIALS	0	320.869	320.869
**D	SSGA GLOBAL INDEX PLUS TRUST	0	385.397	385.397

Azionisti:
Azionisti in proprio:

1565 Teste:

10 Azionisti in delega:

Pagina 27

Assemblea Ordinaria del 30 aprile 2013

LISTA ESITO DELLE VOTAZIONI

Oggetto: Determinazione utile di esercizio

FAVOREVOLI

Badge	Ragione Sociale	Proprio	Delega	Totale
**D	IBM RETIREMENT PLAN	0	159.738	159.738
**D	IBM RETIREMENT PLAN	0	259.762	259.762
**D	STATE OF ALASKA RETIREMENT AND BENEFITS PLANS	0	198.312	198.312
**D	COLLEGE RETIREMENT EQUITIES FUND	0	2.780.259	2.780.259
**D	COLLEGE RETIREMENT EQUITIES FUND	0	356.729	356.729
**D	TIIA-CREF INTERNATIONAL EQUITY INDEX FUND	0	2.494.459	2.494.459
**D	PACE INTERNATIONAL EQUITY INVESTMENTS	0	124.710	124.710
**D	RUSSELL INVESTMENT COMPANY INTERNATIONAL FUND	0	2.208.300	2.208.300
**D	RUSSELL INVESTMENT COMPANY GLOBAL EQUITY FUND	0	1.860.193	1.860.193
**D	REGIME DE RENTES DU MOUVEMENT DESJARDINS	0	11.076	11.076
**D	FONDS DE SOLIDARITE DES TRAVAILLEURS DU QUEBEC (F.T.Q.)	0	1.852.583	1.852.583
**D	FONDS DESJARDINS PLACEMENTS COMPLEMENTAIRES	0	847.309	847.309
**D	STATE BOSTON RETIREMENT SYSTEM	0	100.571	100.571
**D	VALIC COMPANY I - INTERNATIONAL EQUITIES FUND	0	244.625	244.625
**D	VALIC COMPANY I - INTERNATIONAL EQUITIES FUND	0	330.307	330.307
**D	VALIC COMPANY I - INTERNATIONAL EQUITIES FUND	0	467.446	467.446
**D	FONDATION LUCIE ET ANDRE CHAGNON	0	123.100	123.100
**D	METROPOLITAN SERIES FUND MORGAN STANLEY EAFE INDEX PORTFOLIO	0	449.278	449.278
**D	STATE OF MINNESOTA	0	3.000.269	3.000.269
**D	STATE OF MINNESOTA	0	651.662	651.662
**D	RUSSELL INVESTMENT FUNDS NON-U.S. FUND	0	270.325	270.325
**D	ALAMEDA COUNTY EMPLOYEES' RETIREMENT ASSOCIATION	0	267.355	267.355
**D	MERCER NON-US CORE EQUITY FUND	0	662.813	662.813
**D	TRANSAMERICA MORGAN STANLEY ACTIVE INTL ALLOCATION VP	0	8.831	8.831
**D	JOHN HANCOCK INSURANCE COMPANY OF VERMONT	0	37.157	37.157
**D	INSURANCE CORPORATION OF BRITISH COLUMBIA	0	270.900	270.900
**D	SPDR MSCI ACWI EX-US ETF	0	166.318	166.318
**D	SPDR FTSE/MACQUARIE GLOBAL INFRASTRUCTURE 100 ETF	0	399.341	399.341
**D	SPDR S&P WORLD (EX-US) ETF	0	151.706	151.706
**D	SPDR S&P INTERNATIONAL UTILITIES SECTOR ETF	0	348.552	348.552
**D	ORANGE COUNTY EMPLOYEES RETIREMENT SYSTEM	0	170.902	170.902
**D	CONSOLIDATED EDISON RETIREMENT PLAN	0	961.947	961.947
**D	CONSOLIDATED EDISON RETIREMENT PLAN	0	732.935	732.935
**D	MORGAN STANLEY INSTITUTIONAL FD TR - GLOBAL STRATEGIST PTF	0	235.453	235.453
**D	THE UNIVERSAL INST F INC - GLOBAL TACT ASSET ALL PTF	0	32.073	32.073
**D	MONTANA BOARD OF INVESTMENTS	0	295.955	295.955
**D	ILLINOIS STATE BOARD OF INVESTMENT	0	271.826	271.826
**D	SACRAMENTO COUNTY EMPLOYEES RETIREMENT SYSTEM	0	596.600	596.600
**D	SSGA INTERNATIONAL EQUITIES INDEX TRUST	0	251.868	251.868
**D	SSGA WEALTH WEIGHTED GLOBAL EQUITIES INDEX TRUST	0	67.600	67.600
**D	SSGA MSCI EAFE INDEX FUND	0	530.852	530.852
**D	STATE OF CONNECTICUT RETIREMENT PLANS & TRUST FUNDS	0	5.566.232	5.566.232
**D	SSGA WORLD INDEX EQUITY FUND	0	711.761	711.761

Azionisti:
Azionisti in proprio:

1565

10 Azionisti in delega:

15
1555

Pagina 28

205

LISTA ESITO DELLE VOTAZIONE
 Oggetto: Determinazione utile di esercizio

FAVOREVOLI

Badge	Ragione Sociale	Proprio	Delega	Totale
**D	SSGA ITALY INDEX EQUITY FUND	0	237.150	237.150
**D	SSGA EUROPE ALPHA EQUITY FUND I	0	254.580	254.580
**D	SSGA EMU INDEX EQUITY FUND	0	4.080.500	4.080.500
**D	SSGA UTILITIES INDEX EQUITY FUND	0	12.472	12.472
**D	SPDR MSCI EUROPE ETF	0	406.556	406.556
**D	SPDR MSCI EUROPE UTILITIES ETF	0	299.583	299.583
**D	SSGA EUROPE ENHANCED EQUITY FUND	0	807.185	807.185
**D	SSGA EUROPE INDEX EQUITY FUND	0	750.027	750.027
**D	SSGA EMU ALPHA EQUITY FUND I	0	147.243	147.243
**D	SSGA WORLD SRI INDEX EQUITY FUND	0	251.392	251.392
**D	AARGAUISCHE PENSIONSKASSE	0	1.237.442	1.237.442
**D	ABBEEY LIFE ASSURANCE COMPANY LIMITED	0	81.717	81.717
**D	PENSIONS MANAGEMENT (S.W.F.) LIMITED	0	1.018.591	1.018.591
**D	SCOTTISH WIDOWS OVERSEAS GROWTH INV F ICVC - EURO GROWTH F	0	276.715	276.715
**D	STATE STREET TRUSTEES LIMITED ATF SWIP CAPITAL TRUST	0	484.184	484.184
**D	MAJOR LEAGUE BASEBALL PLAYERS PENSION PLAN	0	163.000	163.000
**D	MAJOR LEAGUE BASEBALL PLAYERS PENSION PLAN	0	5.953.968	5.953.968
**D	SPDR DJ EURO STOXX 50 ETF	0	686.417	686.417
**D	INTERNATIONAL ALPHA SELECT COMMON TRUST FUND	0	159.839	159.839
**D	EUROPE INDEX PLUS COMMON TRUST FUND	0	6.956.323	6.956.323
**D	COMMON TRUST ITALY FUND	0	181.857	181.857
**D	WORLD INDEX OLUS SECURITIES LENDING COMMON TRUST FUND	0	252.440	252.440
**D	GE INVESTMENTS FUNDS, INC. - TOTAL RETURN FUND	0	30.478.355	30.478.355
**D	ISHARES II PUBLIC LIMITED COMPANY	0	1.354.182	1.354.182
**D	ISHARES III PUBLIC LIMITED COMPANY	0	588.993	588.993
**D	ISHARES V PUBLIC LIMITED COMPANY	0	99.549	99.549
**D	ISHARES VI PUBLIC LIMITED COMPANY	0	8.356	8.356
**D	MAINSTAY 130/30 INTERNATIONAL FUND	0	408.318	408.318
**D	BLACKROCK AM DE FOR ISHARES EURO STOXX 50 (DE)	0	14.866.468	14.866.468
**D	BLACKROCK AM DE FOR ISHARES DJ EUROZONE SUST SCREENED (DE)	0	413.987	413.987
**D	BLACKROCK AM DE FOR ISHARES EURO STOXX (DE)	0	1.476.008	1.476.008
**D	BLACKROCK AM DE FOR ISHARES STOXX EUROPE LARGE 200 (DE)	0	22.198	22.198
**D	BLACKROCK AM DE FOR ISHARES STOXX EUROPE 600 (DE)	0	2.221.419	2.221.419
**D	ISHARES I INVESTGSC MIT TGV FOR ISHS STOXX EUR 600 UTILITIES	0	2.344.050	2.344.050
**D	EURIZONCAPITAL SGR S.P.A. - EURIZON AZIONI ITALIA	0	5.607.751	5.607.751
**D	MULTILATERAL INVESTMENT GUARANTEE AGENCY	0	48.926	48.926
**D	BANK OF AMERICA OMNIBUS	0	47.521	47.521
**D	CONSTRUCTION AND BUILDING UNIONS SUPERANNUATION FUND	0	194.306	194.306
**D	TELSTRA SUPERANNUATION SCHEME	0	1.041.200	1.041.200
**D	QUEENSLAND INVESTMENT TRUST NO 2	0	222.616	222.616
**D	AMITY EUROPEAN FUND	0	180.000	180.000
**D	BBVA BONO 2007 C FI	0	1.487.026	1.487.026

LISTA ESITO DELLE VOTAZIONE

Oggetto: Determinazione utile di esercizio

FAVOREVOLI

Badge	Ragione Sociale	Proprio	Delega	Totale
**D	BANCO BILBAO VIZCAYA ARGENTARIA-BBVA - MADRID BRANCH	0	1.281.830	1.281.830
**D	UNISUPER	0	418.812	418.812
**D	VICTORIAN SUPERANNUATION FUND	0	1.191.780	1.191.780
**D	QIC INTERNATIONAL EQUITIES FUND	0	54.569	54.569
**D	GOVERNMENT EMPLOYEES SUPERANNUATION BOARD	0	705.567	705.567
**D	BNYND (UK) AS TRUSTEE OF BLACKROCK CONTINENTAL EUROPE EQUITY TRY TRACKER FUND	0	2.811.680	2.811.680
**D	SANTANDER PREMIUM FD SUBFUND EU.EX UK EQUITIES ABBEY NAT. HOUSE	0	370.656	370.656
**D	ING EUROPA FUND	0	2.513.227	2.513.227
**D	ING FUNDS SERVICES, LLC	0	144.191	144.191
**D	ING GLOBAL VALUE CHOICE FUND	0	339.550	339.550
**D	ING INTERNATIONAL VALUE CHOISE FUND	0	36.436	36.436
**D	GUIDEMARK WORLD EX - US FUND	0	318.824	318.824
**D	CONSTRUCTION AND BUILDING UNIONS SUPERANNUATION FUND	0	205.256	205.256
**D	LSV NON-US EQUITY LLC	0	963.400	963.400
**D	TELSTRA SUPERANNUATION SCHEME	0	426.377	426.377
**D	THE PRUDENTIAL SERIES FUND GLOBAL PORTFOLIO	0	323.000	323.000
**D	AK STEEL CORPORATION MASTER PENSION TRUST	0	279.533	279.533
**D	WISDOMTREE DEFA FUND	0	785.937	785.937
**D	WISDOMTREE GLOBAL EQUITY INCOME FUND	0	175.176	175.176
**D	WISDOMTREE DEFA EQUITY INCOME FUND	0	597.893	597.893
**D	WISDOMTREE INTERNATIONAL LARGE CAP DIVIDEND	0	458.721	458.721
**D	WISDOMTREE INTERNATIONAL DIVIDEND EX-FINANCIALS FUND	0	2.325.481	2.325.481
**D	NON-US EQUITY MANAGERS PORTFOLIO 1 SERIES	0	245.364	245.364
**D	THE GREAT EASTERN LIFE ASSURANCE COMPANY LIMITED	0	30.059	30.059
**D	WISDOMTREE GLOBAL EX US UTILITIES FUND	0	301.520	301.520
**D	MERCER OSS TRUST	0	85.218	85.218
**D	VISION POOLED SUPERANNUATION TRUST	0	125.146	125.146
**D	NONUS EQUITY MANAGERS PORTFOLIO 3 OFFSHORE MASTER L.P.	0	7.939	7.939
**D	CITY OF NEW YORK GROUP TRUST	0	960.911	960.911
**D	THE GREAT EASTERN LIFE ASSURANCE COMPANY LIMITED	0	24.290	24.290
**D	ING INTERNATIONAL HIGH DIVIDEND EQUITY INCOME FUND	0	156.813	156.813
**D	NON-US EQUITY MANAGERS PORTFOLIO 4	0	459.600	459.600
**D	MLC LIMITED	0	39.156	39.156
**D	WM POOL EQUITIES TRUST NO 20	0	1.579.425	1.579.425
**D	GOLDMAN SACHS GMS ERISA GROUP TRUST	0	184.500	184.500
**D	ING INFRASTRUCTURE INDUSTRIALS AND MATERIALS FUND	0	1.384.960	1.384.960
**D	ING WISDOMTREE GLOBAL HIGH-YIELDING EQUITY INDEX PORTFOLIO	0	285.460	285.460
**D	ING INVESTMENT TRUST COMPANY	0	88.006	88.006
**D	ING INTERNATIONAL INDEX PORTFOLIO	0	261.976	261.976
**D	GS TACS MARKET CONTINUOUS (INTL) LLC	0	741.272	741.272
**D	BOA PERAMETRIC	0	28.210	28.210
**D	WALTER E. DISNEY FAMILY TRUST UNDER WILL	0	21.739	21.739
**D	PRINCIPAL FUNDS INC INTERNATIONAL VALUE FUND 1	0	293.654	293.654

Azionisti: 1565 Teste: 10
 Azionisti in proprio: 10 Azionisti in delega: 1555

LISTA ESITO DELLE VOTAZIONI

Oggetto: Determinazione utile di esercizio

FAVOREVOLI

Badge	Ragione Sociale	Proprio	Delega	Totale
**D	INVENCO PERPETUAL GLOBAL EX UK ENHANCED INDEX FD	0	134.080	134.080
**D	INVENCO PERPETUAL GLOBAL EX UK CORE EQ. INDEX FUND	0	33.740	33.740
**D	NEWTON D.AND ROCHELLE F.BECKER FOUNDATION	0	13.380	13.380
**D	ING EURO STOXX 50 INDEX PORTFOLIO	0	2.110.058	2.110.058
**D	MARITIME SUPER	0	185.600	185.600
**D	BNY MELLON GLOBAL FUNDS PLC	0	71.218	71.218
**D	THE BANK OF KOREA	0	160.366	160.366
**D	ING INTERNATIONAL VALUE FUND	0	1.004.110	1.004.110
**D	UNIPENSION INVEST FMBA EUROPAETISKE AKTIER	0	601.981	601.981
**D	SEVENTH SWEDISH NATIONAL PENSION FUND - AP7 EQUITY FUND	0	4.555.266	4.555.266
**D	PRINCIPAL FUNDS INC.-INTERNATIONAL EQUITY INDEX FUND	0	388.279	388.279
**D	KNIGHTS OF COLUMBUS MASTER TRUST	0	76.978	76.978
**D	BLACKROCK S AND P QUALITY RANKINGS GLOBAL EQUITY MANAGED TRUST	0	55.400	55.400
**D	PENN SERIES DEVELOPED INTERNATIONAL INDEX FUND	0	53.172	53.172
**D	WILMINGTON MULTI-MANAGER INTERNATIONAL FUND	0	131.781	131.781
**D	INTERNATIONAL EQUITY COMMON TRUST FUND	0	419.112	419.112
**D	MAXIM INTERNATIONAL INDEX PORTFOLIO OF MAXIM SERIES FUND, INC	0	223.101	223.101
**D	WM POOL EQUITIES TRUST NO.38	0	313.391	313.391
**D	ADVANCED SERIES TRUST AST INTERNATIONAL VALUE PORTFOLIO	0	2.098.400	2.098.400
**D	PRUDENTIAL SERIES FUND SPINTERNATIONAL VALUE PORTFOLIO	0	132.800	132.800
**D	ADVANCED SERIES TRUST-AST FI PYRAMIS ASSET ALLOCATION PORTFOLIO	0	325.485	325.485
**D	ADVANCED SERIES TRUST - AST ADVANCED STRATEGIES PORTFOLIO	0	950.900	950.900
**D	ADVANCED SERIES TRUST AST T.ROME PRICE ASSET ALLOCATION PORTFOL.	0	43.460	43.460
**D	TARGET ASSET ALLOCATION FUNDS TARG ET MODERATE ALLOCATION FUND	0	35.400	35.400
**D	THE TARGET PORTFOLIO TRUST INTERNATIONAL EQUITY PORTFOLIOFOLIO	0	361.000	361.000
**D	PRUDENTIAL WORLD FUND INC - PRUDENTIAL INTERNATIONAL VALUE FUND	0	124.700	124.700
**D	TARGET ASSET ALLOCATION FUNDS- TARGET GROWTH ALLOCATION FUND	0	32.300	32.300
**D	ADVANCED SER TR AST SCHROEDERS MULTI-AS.WORLD STRATEGIC PORTFOLIO	0	524.342	524.342
**D	LEGG MASON GLOBAL FUNDS PLC-LM BATTERYMARCH EUROPEAN EQUITY FD	0	129.143	129.143
**D	PRINCIPAL FUNDS INC GLOBAL MULTI STRATEGY FUND	0	129.687	129.687
**D	BLACKROCK UTILITY AND INFRASTRUCTURE TRUST	0	604.300	604.300
**D	WINTON FUTURES FUND	0	592.161	592.161
**D	ADVANCED SERIES TRUST-AST SCHROEDERS GLOBAL TACTICAL PORTFOLIO	0	430.948	430.948
**D	CF CANLIFE GLOBAL INFRASTRUCTURE FUND	0	31.628	31.628
**D	STANLIB FUNDS LIMITED STANDARD BANK HOUSE	0	78.458	78.458
**D	ALLIANZ GLOBAL INVESTORS KAPITALANIA GESELSCHAFT MBH AG	0	3.436.137	3.436.137
**D	INVESTIN PRO F.M.B.A.	0	437.217	437.217
**D	ALLIANZ GLOBAL INVESTORS EUROPEGMBH ALD FONDS	0	323.153	323.153
**D	PRINCIPAL VARIABLE CONTRACTS FUNDS INC- INTERNATIONAL EMERGING MARKETS ACCOUNT	0	188.898	188.898
**D	PRINCIPAL FUNDS INC- INTERNATIONAL GROWTH FUND	0	73.643	73.643
**D	ING INTERNATIONAL VALUE PORTFOLIO	0	319.010	319.010
**D	DBX MSCI EAFE CURRENCY -HEDGED EQUITY FUND	0	16.241	16.241
**D	WELLS FARGO AND COMPANY CASH BALANCE PLAN	0	91.491	91.491

Azionisti:

1565 Teste:

Azionisti in proprio: 10

Azionisti in delega: 1555

Pagina 31

LISTA ESITO DELLE VOTAZIONE

Oggetto: Determinazione utile di esercizio

FAVOREVOLI

Badge	Ragione Sociale	Proprio	Delega	Totale
**D	THE MEDICAL CENTRE INSURANCE COMPANY LTD.	0	41.608	41.608
**D	CERVURITE INTERNATIONAL LLC	0	63.923	63.923
**D	INTERNATIONAL BANK FOR RECONSTRUCTION AND DEVELOPMENT	0	48.887	48.887
**D	INTERNATIONAL BANK FOR RECONSTRUCTION AND DEVELOPMENT	0	443.069	443.069
**D	INTERNATIONAL BANK FOR RECONSTRUCTION AND DEVELOPMENT	0	435.036	435.036
**D	CF INTERNATIONAL STOCK INDEX FUND ONE	0	437.785	437.785
**D	DT INTERNATIONAL STOCK INDEX FUND ONE	0	701.450	701.450
**D	STICHTING CZ FUND DEPOSITARY	0	107.629	107.629
**D	APG-IS GLOBAL SUSTAINABILITY FUND	0	11.425	11.425
**D	ACHMEA PENSIOEN EN LEVENSVZERKERINGEN N.V.	0	2.372.790	2.372.790
**D	ACHMEA PENSIOEN EN LEVENSVZERKERINGEN N.V.	0	63.023	63.023
**D	ACHMEA REINSURANCE IRELAND LIMITED	0	19.475	19.475
**D	ACHMEA VARIABLE SECURITIES HEALTH FUND	0	223.176	223.176
**D	MCKINLEY CAPITAL MANAGEMENT FUND PLC	0	17.152	17.152
**D	MELLON INVESTMENT FUNDS ICVC NEWTON	0	693.152	693.152
**D	NEWTON EUROPEAN HIGHER INCOME FUNDUND	0	99.440	99.440
**D	STICHTING PENSIOENFONDS HORECA & CATERING	0	498.795	498.795
**D	STICHTING BEDRIJFSTAKPENSIOEN FONDS VOORDE MEDIA PNO	0	167.500	167.500
**D	STICHTING DEPOSITARY APG DEVELOPED MARKETS EQUITY POOL	0	57.482.103	57.482.103
**D	ST BEDRIJFSTAKPFD V/H SCHILDERS-AFW-GLASZE	0	707.231	707.231
**D	STICHTING PENSIOENFONDS UWV	0	530.386	530.386
**D	ACHMEA UNIT LINKED BELEGGINGSFONDSEN	0	132.998	132.998
**D	DERBYSHIRE COUNTY COUNCIL SUPERANNUATION FUND	0	529.741	529.741
**D	MASSEY FERGUSON WORKS PENSION SCHEME	0	20.855	20.855
**D	RHM PENSION SCHEME	0	52.774	52.774
**D	LONDON BOROUGH OF CROYDON PENSION FUND	0	107.330	107.330
**D	NATIONAL PENSIONS RESERVE FUNDCOMMISSION	0	607.080	607.080
**D	NORTH YORKSHIRE PENSION FUND	0	752.756	752.756
**D	RBS GROUP PENSION FUND	0	4.048.900	4.048.900
**D	ESB GENERAL EMPLOYEES SUPERANNUATION SCHEME	0	440.330	440.330
**D	SYNGENTA UK PENSION FUND EUROPEAN REGIONAL CENTRE	0	208.200	208.200
**D	ASSOCIATED BRITISH FOODS PENSION SCHEME	0	205.000	205.000
**D	BUCKINGHAMSHIRE COUNTY COUNCIL PENSION FUND	0	70.639	70.639
**D	BOC PENSION INVESTMENT FUND	0	868.057	868.057
**D	CHESHIRE PENSION FUND	0	1.758.631	1.758.631
**D	CITY OF LONDON PENSION FUND	0	236.200	236.200
**D	STICHTING BEWAARNAME APG-IS2	0	31.123	31.123
**D	BELEGGINGSPOL ACHMEA AANDELEN WERELED	0	236.018	236.018
**D	BELEGGINGSPOL ACHMEA	0	317.476	317.476
**D	STICHTING BEWAARDE ACHMEA BELEGGIN GSPOOLS	0	8.602	8.602
**D	INTERPOLIS PENSIOENEN EUROPA POOL	0	421.344	421.344
**D	STICHTING ACHMEA GLOBAL EQUITY	0	150.715	150.715
**D	STICHTING RABOBANK PENSIOENFONDS	0	2.330.141	2.330.141

Pagina 32

Azionisti: 1565 Teste: 15
 Azionisti in proprio: 10 Azionisti in delega: 1555

Assemblea Ordinaria del 30 aprile 2013

LISTA ESITO DELLE VOTAZIONE

Oggetto: Determinazione utile di esercizio

FAVOREVOLI

Badge	Ragione Sociale	Proprio	Delega	Totale
**D	STG PFDS V.D. GRAFISCHE	0	1.435.220	1.435.220
**D	BPL	0	3.692.407	3.692.407
**D	STICHTING PENSIOENFONDS CARIBISCH	0	30.049	30.049
**D	STG BEDRIJFSTAKPDS V H	0	69.453	69.453
**D	PETELAAR EFFECTENBEW INZ SNSRESP IND FND	0	952.242	952.242
**D	STICHTING PFDS VOOR DE TANDTECHNIEK	0	96.524	96.524
**D	PETELAAR EFFECTENBEWAARBEDRIJFN.V.	0	60.000	60.000
**D	SRLEV NV INZ. AAND. POOL INT. MNDT SNS ASSET MNG	0	130.000	130.000
**D	STG PFDS CORP EXPRESS MANDAAT ALLIANCE CAPITA	0	51.257	51.257
**D	STICHTING PENSIOENFONDS ELSEVIER	0	83.350	83.350
**D	STICHTING BEWAARDER INTERPOLIS PENSIOENEN BELEGINGSPOOLS	0	368.249	368.249
**D	ARK LIFE ASSURANCE COMPANY LIMITED	0	907.698	907.698
**D	THE PASSIVE GLOBAL SHARE TRUSTT	0	363.664	363.664
**D	AMY SCOTT WILLER TRUST 3	0	3.500	3.500
**D	SANDRA SCOTT PARKER TRUST 3	0	3.500	3.500
**D	KAREN ANN SCOTT DIXON TRUST 3	0	3.500	3.500
**D	WALTER DAVID SCOTT TRUST 3	0	3.500	3.500
**D	BLACKROCK LIFE LIMITED	0	17.936.762	17.936.762
**D	AMUNDI FUNDS INDEX EQUITY EURO	0	390.180	390.180
**D	AMUNDI FUNDS INDEX EUROPE ACCOUNT	0	469.766	469.766
**D	AMUNDI FUNDS SELECT EURO	0	1.348.242	1.348.242
**D	AMUNDI FUNDS EQUITY EUROLAND VALUE	0	520.000	520.000
**D	STRUCTURA-ASYMMETRY EUROPE EQUITIES	0	61.367	61.367
**D	STRUCTURA - SMART EURO EQUITIES	0	365.663	365.663
**D	FONDACO ROMA EURO BALANCED CORE	0	63.753	63.753
**D	ECOFI ACTIONS SCR	0	33.135	33.135
**D	IBM FRANCE	0	201.000	201.000
**D	HAMELIN DIVERSIFIE FLEX II	0	22.814	22.814
**D	FORTIS INVESTMENT MANAGEMENT	0	389.120	389.120
**D	BOURBON 4	0	130.747	130.747
**D	UNIVERS CNP 1	0	686.899	686.899
**D	FC CARPIMKO	0	226.150	226.150
**D	CROISSANCE DIVERSIFIE	0	6.815	6.815
**D	CONCORDE 96	0	133.058	133.058
**D	CARPIMKO INTERNATIONAL	0	215.419	215.419
**D	IXIS FLAMME	0	133.800	133.800
**D	FCP NATIXIS IONIS	0	52.010	52.010
**D	I CROISSANCE	0	102.527	102.527
**D	CMD AGIRC IXIS D	0	418.446	418.446
**D	IXIS EURO ACTIONS	0	1.734.225	1.734.225
**D	CNP ASSUR PIERRE	0	98.359	98.359
**D	CNP ASSUR VALEURS	0	229.009	229.009
**D	FCP CARPIMKO EUROPE	0	287.738	287.738

Pagina 33

Azionisti: 1565 Teste: 15
 Azionisti in proprio: 10 Azionisti in delega: 1555

LISTA ESITO DELLE VOTAZIONE
 Oggetto: Determinazione utile di esercizio

FAVOREVOLI

Badge	Ragione Sociale	Proprio	Delega	Totale
**D	FCP CNP GGR	0	29.667	29.667
**D	ABP ACTIONS	0	2.278.547	2.278.547
**D	AREGE 2IC	0	102.368	102.368
**D	AREVA DIVERSIFIE OBLIGATAIRE	0	28.784	28.784
**D	NATIXIS ES ACTIONS EURO	0	106.791	106.791
**D	EVOLUTIS	0	594.891	594.891
**D	MEDI ACTIONS	0	1.000.000	1.000.000
**D	REUNICA CAAM ACTIONS	0	980.363	980.363
**D	FCP AMUNDI PULSATIONS	0	778.517	778.517
**D	CAAM ACTIONS INTERNATIONALES	0	9.117	9.117
**D	CAAM ACTIONS RESTRUCTURATIONS	0	39.707	39.707
**D	QUERCUS	0	191.892	191.892
**D	GRD 2	0	30.302	30.302
**D	CAAM SELECT EURO	0	1.136.752	1.136.752
**D	CAAM ACTIONS EURO CA-ME	0	230.625	230.625
**D	CAAM MIDCAP EURO	0	27.352	27.352
**D	CAAM MIDVALEURS EUROPE	0	107.830	107.830
**D	SICAV AMUNDI SELECT EUROPE	0	640.000	640.000
**D	ACTIF CANTON CREDIT AGRICOLE	0	42.367	42.367
**D	APOLLINE 1 ACTIONS	0	610.994	610.994
**D	ATOUT QUANTEUROLAND	0	672.301	672.301
**D	CAAM INDICIA MEDIAN	0	310.276	310.276
**D	CAAM ACTIONS DURABLES	0	233.781	233.781
**D	ATOUT VERT HORIZON	0	78.378	78.378
**D	SICAV 5000	0	1.076.547	1.076.547
**D	SLIVAFRANCE	0	894.046	894.046
**D	CAAM DYNALION EUROPE (CA) - L025	0	231.891	231.891
**D	SICAV AMUNDI ACTIONS EURO ISR	0	1.172.297	1.172.297
**D	DYNALION MONDE PEA L997	0	75.750	75.750
**D	HYMNOS L113	0	16.901	16.901
**D	ATOUT EUROLAND	0	2.243.229	2.243.229
**D	ATOUT EUROPE MONDE	0	261.729	261.729
**D	FCPE DYNAMIQUE JAS HENNESSY & CO	0	745	745
**D	EPARGNE PRUDENCE THALES	0	39.741	39.741
**D	CAAM LABEL EQUILIBRE	0	192.059	192.059
**D	EVIAN A EQUILIBRE	0	10.486	10.486
**D	L.S. DYNAMIQUE	0	7.719	7.719
**D	N 1 RENDEMENT USINOR	0	14.132	14.132
**D	VOCATION MARCHÉ ARIANESPACE CONSEIL DE SURVEILLANCE DU FCP	0	3.905	3.905
**D	CAAM LABEL PRUDENCE	0	61.466	61.466
**D	CAAM LABEL DYNAMIQUE	0	82.404	82.404
**D	LV CHALLENGE	0	37.884	37.884
**D	ASSURDIX	0	1.226.143	1.226.143

Azionisti: 1565 Teste: 15
 Azionisti in proprio: 10 Azionisti in delega: 1555

Pagina 34

LISTA ESITO DELLE VOTAZIONE
 Oggetto: Determinazione utile di esercizio

FAVOREVOLI

Badge	Ragione Sociale	Proprio	Delega	Totale
**D	CAAM INDEX EURO	0	197.768	197.768
**D	CAAM INDEX EUROPE	0	15.307	15.307
**D	FCP AMUNDI INDEX JAPON	0	9.946	9.946
**D	CAAM RESA ACTIONS EURO	0	172.550	172.550
**D	ATOUT MODERATIONS	0	573.294	573.294
**D	FCPE AMUNDI RESA ESG ACTIONS EURO	0	493.019	493.019
**D	PPP-ISR	0	17.846	17.846
**D	A.A.-IDEAM-ISR	0	64.435	64.435
**D	CPR MM EURO ACTIONS	0	80.837	80.837
**D	FCP ARRCO LONG TERME C	0	337.216	337.216
**D	ABELIO-SR	0	168.342	168.342
**D	ADPACTIONS	0	3.610	3.610
**D	FCPE ADPARGNE	0	6.376	6.376
**D	PREDICA ISR MONDE	0	57.179	57.179
**D	PREDICA ISR EUROPE	0	82.033	82.033
**D	FCP FMS 3	0	154.437	154.437
**D	FCP CRN SOGE ACTIONS	0	176.922	176.922
**D	FCP ALTBEST	0	61.338	61.338
**D	FCP PREDIQUANT A2	0	219.268	219.268
**D	GRD 20	0	315.000	315.000
**D	I.P.I.E.E.S.	0	13.066	13.066
**D	TRIPLEO 2	0	1.451.936	1.451.936
**D	FCP LCL STRATEGIE 100	0	83.762	83.762
**D	FCP VILLIERS ALLEGRO	0	425.000	425.000
**D	CPR EUROLAND	0	996.738	996.738
**D	FCP CPR ACTIVE EUROPE	0	99.715	99.715
**D	FCP RSI EURO P	0	1.619.011	1.619.011
**D	FCP ICARE	0	157.393	157.393
**D	FDC A2	0	51.534	51.534
**D	FCPE TECHNIP DYNAMIQUE	0	10.208	10.208
**D	FCP LCL TRIPLE HORIZON AV(FEV 2011)	0	16.769	16.769
**D	AGIRA LARGE CAP EURO C	0	122.378	122.378
**D	VILLIERS ALTO	0	65.290	65.290
**D	FCP MEDI ACTIONS EURO	0	120.000	120.000
**D	FCP AMUNDI HORIZON	0	63.141	63.141
**D	CNP ASSUR VALEURS	0	54.042	54.042
**D	UFF TEMPO PEA	0	194.817	194.817
**D	FCP TONI ACTIONS 100	0	122.517	122.517
**D	VIVACCIO ACTIONS	0	1.295.201	1.295.201
**D	LBPAM ACTIONS INDICE	0	1.017.578	1.017.578
**D	LBPAM PROFIL 80 PEA	0	248.345	248.345
**D	LBPAM PROFIL 100	0	98.209	98.209
**D	FCP VILLIERS DIVERSIFIE CPR AM	0	767.788	767.788

Azionisti: 1565
 Azionisti in proprio: 10

Teste: 15
 Azionisti in delega: 1555

Pagina 35



212

LISTA ESITO DELLE VOTAZIONE

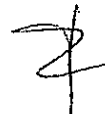
Oggetto: Determinazione utile di esercizio

FAVOREVOLI

Badge	Ragione Sociale	Proprio	Delega	Totale
**D	AMUNDI LOT53 FRR02J	0	91.490	91.490
**D	VANGUARD INVESTMENTS EUROPE SA	0	3.195.396	3.195.396
**D	ACADIAN INTERNATIONAL ALL-CAP FUND	0	230.431	230.431
**D	ARCHDIOCESE OF NEW YORK MASTER TRUST	0	107.800	107.800
**D	ACADIAN INTERNATIONAL EQUITY FUND L.P.	0	249.480	249.480
**D	RUSSELL GLOBAL EQUITY FUND	0	295.259	295.259
**D	RUSSELL GLOBAL EQUITY POOL	0	126.694	126.694
**D	ALASKA PERMANENT FUND CORPORATION	0	4.386.371	4.386.371
**D	ALAMOSA LLC	0	7.934	7.934
**D	EAFE EQUITY FUND	0	89.301	89.301
**D	EAFE EQUITY FUND	0	119.307	119.307
**D	AZL INTERNATIONAL INDEX FUND	0	344.692	344.692
**D	QUANTITATIVE GLOBAL VALUE PORTFOLIO BRANDYWINE INVESTMENTS TRUST	0	5.780	5.780
**D	BELLSOUTH CORP REA VEBE TRUST FOR NONREPRESENTABLE EMPLOYEES	0	34.220	34.220
**D	BELLSOUTH CORPORATION RFA VEBE TRUST	0	194.112	194.112
**D	AAA NORTHERN CALIFORNIA NEVADA & UTAH INSURANCE EXCHANGE	0	203.075	203.075
**D	FLORIDA STATE BOARD OF ADMINISTRATION	0	261.038	261.038
**D	THE CLEVELAND CLINIC FOUNDATION	0	180.480	180.480
**D	CLEVELAND CLINIC HEALTH SYSTEMENSION TRUST	0	75.518	75.518
**D	CENTRAL STATES SOUTHEAST AND SOUTHWEST AREAS PENSION FUND	0	1.241.800	1.241.800
**D	CONNECTICUT GENERAL LIFE INSURANCE COMPANY	0	65.754	65.754
**D	THE CANADA LIFE ASSURANCE COMPANY	0	3.628	3.628
**D	CORPORATION OF LONDON CITY'S CASH	0	500.600	500.600
**D	EMPLOYEES RETIREMENT SYSTEM OF BALTIMORECOUNTY	0	103.600	103.600
**D	DIEBOLD INCORPORATED MASTER PENSION TRUST	0	88.700	88.700
**D	ONTARIO POWER GENERATION INC.	0	996.693	996.693
**D	ONTARIO POWER GENERATION INC.	0	182.745	182.745
**D	BNY MELLON EMPLOYEE BENEFIT COLLECTIVE INVESTMENT FUND PLAN	0	5.906.629	5.906.629
**D	THE DUN AND BRADSTREET CORP DEFINED BENEFIT GROUP TRUST	0	87.712	87.712
**D	ADVANTAGE FUNDS INC - GLOBAL ALPHA FUND	0	26.178	26.178
**D	DREYFUS INDEX FUNDS INC DREYFUS INTERNATIONAL STC	0	278.459	278.459
**D	BNY MELLON FUNDS TRUST BNY MELLON INTL EQUITY INCOME FUND	0	22.200	22.200
**D	PANAGORA ASSET MANAGEMENT	0	1.918	1.918
**D	COUNTY EMPLOYEES ANNUITY AND BENEFIT FUND OF COOK COUNTY	0	173.868	173.868
**D	EVANGELICAL LUTHERAN CHURCH INAMERICA BOARD OF PEN	0	150.021	150.021
**D	THE ROYAL INST FOR THE ADVANCEMENT OF LEARNING MCGILL UNIVERSITY	0	25.392	25.392
**D	CBIS GLOBAL FUNDS PLC	0	70.000	70.000
**D	EDUCATIONAL EMPLOYEES' SUPP. RET. SYSTEM OF FAIRFAX COUNTY	0	283.265	283.265
**D	FAIRFAX COUNTY EMPLOYEES' RETIREMENT SYSTEM	0	93.100	93.100
**D	FIDELITY COMMONWEALTH TRUST II FID INTERNAT ENCHANGED INDEX FUND	0	44.699	44.699
**D	FIDELITY CONCORD STREET TRUST: SPARTAN INTERNATIONAL INDEX FD	0	5.831.139	5.831.139
**D	FIRE AND POLICE PENSION ASSOCIATION OF COLOR	0	235.613	235.613
**D	FLORIDA RETIREMENT SYSTEM	0	454.187	454.187

Azionisti:
Azionisti in proprio:1565
10Teste:
Azionisti in delega:15
1555

Pagina 36



LISTA ESITO DELLE VOTAZIONE

Oggetto: Determinazione utile di esercizio

FAVOREVOLI

Badge	Ragione Sociale	Proprio	Delega	Totale
***D	FLORIDA RETIREMENT SYSTEM	0	104.799	104.799
***D	FLORIDA RETIREMENT SYSTEM	0	5.179.488	5.179.488
***D	THE GREAT-WEST LIFE ASSURANCE COMPANY	0	57.476	57.476
***D	THE GABELLI UTILITY TRUST INC	0	300.000	300.000
***D	COUNSEL GLOBAL DIVIDEND	0	13.100	13.100
***D	CHRISTUS HEALTH	0	45.000	45.000
***D	BMO INTERNATIONAL EQUITY HEDGEDTO CAD INDEX ETF TRUST	0	107.077	107.077
***D	KROGER COMPANY MASTER RETIREMENT	0	55.229	55.229
***D	KANSAS PUBLIC EMPLOYEES RETIREMENT	0	52.276	52.276
***D	UFCW CONSOLIDATED PENSION FUND	0	25.853	25.853
***D	LOS ANGELES COUNTY EMPLOYEES RETIREMENT ASSOCIATI	0	1.496.559	1.496.559
***D	FIREFIGHTERS RETIREMENT SYSTEM	0	52.300	52.300
***D	LUCENT TECHNOLOGIES INC. DEFINED CONTRIBUTION PLAN MASTER TRUST	0	2.807.044	2.807.044
***D	LONDON LIFE INSURANCE COMPANY	0	100.157	100.157
***D	LUCENT TECHNOLOGIES INC. MASTERPENSION TRUST	0	252.962	252.962
***D	LVIP SSGA DEVELOPED INTERNATIONAL 150 FU	0	1.267.459	1.267.459
***D	LVIP SSGA INTERNATIONAL INDEX FUND	0	654.852	654.852
***D	SHERIFFS PENSION AND RELIEF FUND	0	44.012	44.012
***D	LOUISIANA STATE EMPLOYEES' RETIREMENT SYSTEM	0	660.600	660.600
***D	TEACHERS' RETIREMENT SYSTEM OF LOUISIANA	0	33.625	33.625
***D	TEACHERS' RETIREMENT SYSTEM OF LOUISIANA	0	847.300	847.300
***D	MBC INVESTMENTS CORPORATION	0	8.555	8.555
***D	CITY OF MEMPHIS RETIREMENT SYSTEM	0	20.000	20.000
***D	MCGILL UNIVERSITY PENSION FUND	0	16.435	16.435
***D	MARCO CONSULTING GROUP TRUST 1	0	193.900	193.900
***D	EMPLOYEE RETIREMENT INCOME PLANTRUST OF 3M COM	0	838.071	838.071
***D	MANVILLE PERSONAL INJURY SETTLEMENT TRUST	0	50.711	50.711
***D	MERCY INVESTMENT SERVICES	0	88.506	88.506
***D	PUBLIC EMPLOYEES RETIREMENT SYSTEM OF MISSISSIPI	0	499.065	499.065
***D	MARS GMBH	0	1.492.135	1.492.135
***D	METROPOLITAN WATER RECLAMATION DISTRICT RETIREMENT FUND	0	20.142	20.142
***D	MINISTRY OF FINANCE OF THE REPUBLIC OF KAZAKHST	0	779.938	779.938
***D	MINISTRY OF FINANCE OF THE REPUBLIC OF KAZAKHST	0	486.470	486.470
***D	TREASURER OF THE STATE OF NORTHCAROLINA/EQUITY INVESTMENT FUND POOLED	0	2.038.549	2.038.549
***D	TREASURER OF THE STATE OF NORTHCAROLINA/EQUITY INVESTMENT FUND POOLED	0	2.820.727	2.820.727
***D	INTERNATIONAL EQUITY INCOME FUND	0	3.700	3.700
***D	ROGERSCASEY TARGET SOLUTIONS LLC.	0	140.503	140.503
***D	ROGERSCASEY TARGET SOLUTIONS LLC.	0	183.965	183.965
***D	NSP MONTICELLO MINNESOTA RETAILQUALIFIED TRUST	0	32.732	32.732
***D	NSP MINNESOTA PRAIRIE I RETAIL QUALIFIED TRUST	0	26.314	26.314
***D	NSP MINNESOTA RETAIL PRAIRIE I QUALIFIED TRUST	0	28.239	28.239
***D	PUBLIC EMPLOYEES RETIREMENT SYSTEM OF NEVADA	0	2.305.629	2.305.629
***D	RETIREMENT BENEFITS INVESTMENT FUND	0	19.715	19.715

Azionisti:

1565 Teste: 15

Azionisti in proprio:

10 Azionisti in delega: 1555

Pagina 37



Assemblea Ordinaria del 30 aprile 2013

LISTA ESITO DELLE VOTAZIONI

Oggetto: Determinazione utile di esercizio

FAVOREVOLI

Badge	Ragione Sociale	Proprio	Delega	Totale
**D	NEW YORK STATE DEFERRED COMPENSATION PLAN	0	55.351	55.351
**D	BELL ATLANTIC MASTER TRUST	0	86.600	86.600
**D	BELL ATLANTIC MASTER TRUST	0	183.566	183.566
**D	BELL ATLANTIC MASTER TRUST	0	645.762	645.762
**D	ONTARIO PENSION BOARD	0	950.898	950.898
**D	ONTARIO POWER GENERATION INC. PENSION PLAN	0	549.080	549.080
**D	OPEC FUND FOR INTERNATIONAL DEVELOPMENT	0	388.059	388.059
**D	PENSION FUND SOCIETY OF THE BANK OF MONTREAL	0	311.797	311.797
**D	POINT BEACH UNIT 1 AND UNIT 2 NO TRUST-ACCOUNTING MECHANISM	0	13.161	13.161
**D	PENSION FUND OF THE CHRISTIAN CHURCH	0	63.300	63.300
**D	CHRISTUS HEALTH CASH BALANCE PLAN	0	47.300	47.300
**D	PACIFIC GAS AND ELECTRIC QUALIFIED CPUC DECOMMISSIONING TRUST	0	226.584	226.584
**D	PANAGORA GROUP TRUST	0	19.245	19.245
**D	PG&E POSTRET. MEDICAL PLAN TR.MGMT & NONBARGAINING	0	13.642	13.642
**D	POOL REINSURANCE COMPANY LIMITED	0	554.962	554.962
**D	PENSION RESERVES INVESTMENT TRUST FUND	0	2.064.071	2.064.071
**D	INDIANA PUBLIC EMPLOYEES RETIREMENT FUND	0	82.145	82.145
**D	INDIANA PUBLIC EMPLOYEES RETIREMENT FUND	0	198.334	198.334
**D	PUBLIC EMPLOYEE RETIREMENT SYSTEM OF IDAHO	0	301.237	301.237
**D	ARIZONA PSPRS TRUST	0	338.562	338.562
**D	CC & L ARROWSTREET EAFE EQUITY FUND	0	198.646	198.646
**D	SANTA BARBARA COUNTY EMPLOYEES RETIREMENT SYSTEM	0	52.229	52.229
**D	RENAISSANCE INTERNATIONAL DIVIDEND FUND	0	21.943	21.943
**D	RR DONNELLEY SAVING PLAN MASTER TRUST	0	78.668	78.668
**D	RUSSELL INSTITUTIONAL FUNDS LLC RUSSELL INTERNATIONAL EQUITY FD	0	444.300	444.300
**D	AON HEWITT GROUP TRUST	0	16.583	16.583
**D	AON HEWITT GROUP TRUST	0	17.052	17.052
**D	SOUTHERN CALIFORNIA EDISON CO NUCLEAR FACILITIES Q	0	335.180	335.180
**D	AT&T UNION WELFARE BENEFIT TRUST	0	579.320	579.320
**D	SMITHFIELDS FOODS MASTER TRUST	0	143.296	143.296
**D	SEMPRA ENERGY PENSION MASTER TRUST	0	251.157	251.157
**D	SHELL PENSION TRUST	0	500.287	500.287
**D	SHELL PENSION TRUST	0	469.275	469.275
**D	SHELL PENSION TRUST	0	556.200	556.200
**D	STANISLAUS COUNTY EMPLOYEES RETIREMENT ASSOCIATION	0	131.800	131.800
**D	STATE OF WISCONSIN INVESTMENT BOARD	0	325.000	325.000
**D	STATE OF WISCONSIN INVESTMENT BOARD	0	2.522.800	2.522.800
**D	STATE OF WISCONSIN INVESTMENT BOARD	0	253.200	253.200
**D	STATE OF WISCONSIN INVESTMENT BOARD	0	2.415.574	2.415.574
**D	STATE OF WISCONSIN INVESTMENT BOARD	0	268.398	268.398
**D	STATE OF WISCONSIN INVESTMENT BOARD	0	2.968.074	2.968.074
**D	STATE OF WISCONSIN INVESTMENT BOARD	0	229.278	229.278
**D	TD EMERALD INTERNATIONAL EQUITY INDEX FUND	0	1.590.246	1.590.246

Azionisti: 1565 Teste: 15

Azionisti in proprio: 10

Azionisti in delega: 1555

Pagina 38



LISTA ESITO DELLE VOTAZIONE

Oggetto: Determinazione utile di esercizio

FAVOREVOLI

Badge	Ragione Sociale	Proprio	Delega	Totale
***D	TD INTERNATIONAL INDEX FUND	0	136.308	136.308
***D	TD EUROPEAN INDEX FUND	0	44.139	44.139
***D	SCHOOL EMPLOYEES RETIREMENT SYSTEM OF OHIO	0	316.200	316.200
***D	PUBLIC SECTOR PENSION INVESTMENT BOARD	0	2.757.554	2.757.554
***D	TEXAS EDUCATION AGENCY	0	1.901.794	1.901.794
***D	IMPERIAL INTERNATIONAL EQUITY POOL	0	519.200	519.200
***D	IMPERIAL GLOBAL EQUITY INCOME POOL	0	491.233	491.233
***D	TENNESSEE VALLEY AUTHORITY RETIREMENT SYSTEM	0	287.400	287.400
***D	TENNESSEE VALLEY AUTHORITY RETIREMENT SYSTEM	0	368.684	368.684
***D	UNITED CHURCH FUNDS INC	0	139.600	139.600
***D	ONTARIO POWER GENERATION INC	0	1.180.329	1.180.329
***D	THE UNIVERSITY OF MANITOBA PENSION PLAN (1970)	0	59.800	59.800
***D	UNIVERSITY OF GUELPH FOREIGN PROPERTY TRUST	0	216.313	216.313
***D	UNIVERSITY OF GUELPH FOREIGN PROPERTY TRUST	0	172.400	172.400
***D	UNIVERSITY OF GUELPH	0	50.700	50.700
***D	UNITED TECHNOLOGIES CORP. MASTER RETIREMENT TR	0	87.336	87.336
***D	WRIGHT INTERNATIONAL BLUE CHIPSEQUITIES FUND	0	39.101	39.101
***D	DREXEL HAMILTON CENTRE GLOBAL EQUITY FUND	0	32.720	32.720
***D	VEBA PARTNERSHIP N LP	0	402.172	402.172
***D	VIRGINIA RETIREMENT SYSTEM	0	761.818	761.818
***D	VIRGINIA RETIREMENT SYSTEM	0	1.550.898	1.550.898
***D	VERIZON MASTER SAVINGS TRUST	0	27.086	27.086
***D	WELLPOINT MASTER TRUST	0	171.470	171.470
***D	WEST VIRGINIA INVESTMENT MANAGEMENT BOARD	0	1.147.900	1.147.900
***D	FOREST FOUNDATION	0	989	989
***D	STEWARDSHIP FOUNDATION	0	3.926	3.926
***D	SALVATION ARMY A CALIFORNIA CORPORATION	0	71.800	71.800
***D	CIBC INTERNATIONAL INDEX FUND	0	86.174	86.174
***D	CIBC EUROPEAN INDEX FUND	0	37.654	37.654
***D	CIBC POOLED INTERNATIONAL EQUITY INDEX FUND	0	29.929	29.929
***D	YORK UNIVERSITY PENSION FUND	0	223.600	223.600
***D	NBT MAIN A C (NCB CLEARING SVCS)	0	325.300	325.300
672	NOTARFONZO ARNALDO	17.000	0	17.000
800	DI STEFANO STEFANO	0	0	0
DE*	MINISTERO DELL'ECONOMIA E DELLE FINANZE	0	2.937.972.731	2.937.972.731
RA	SERVIZIO TITOLI SPA RAPPR. DESIGNATO EX ART. 135 UNDECIES TUF IN PERSONA DI VERONICA CICIRIELLO	0	1.520	1.520
982	ROSSI AGOSTINO	11.993	7.678	19.671

Totale voti 4.506.192.293
 Percentuale votanti % 99,469926
 Percentuale Capitale % 47,921098

Azionisti: 1565 Teste: 15
 Azionisti in proprio: 10 Azionisti in delega: 1555



Assemblea Ordinaria del 30 aprile 2013

LISTA ESITO DELLE VOTAZIONI
Oggetto: **Determinazione utile di esercizio**

FAVOREVOLI

Badge	Ragione Sociale	Proprio	Delega	Totale

217

Azionisti:
Azionisti in proprio:

1565 Teste:
10 Azionisti in delega:

15
1555

Pagina 40

Assemblea Ordinaria del 30 aprile 2013ESITO VOTAZIONE

Oggetto : **Nomina del Collegio Sindacale**

Hanno partecipato alla votazione:

-n° 1580 azionisti,

portatori di n° 4.530.122.366 azioni ordinarie, tutte ammesse al voto,

pari al 48,175582% del capitale sociale.

Hanno votato:

		% su Azioni Ordinarie Ammesse al voto
LISTA 1	2.970.290.587	65,567557
LISTA 2	1.540.944.535	34,015517
SubTotale	4.511.235.122	99,583074
Contrari	<u>16.046.020</u>	0,354207
SubTotale	4.527.281.142	99,937282
Astenuti	2.841.224	0,062718
Non Votanti	<u>0</u>	0,000000
SubTotale	2.841.224	0,062718
Totale	<u>4.530.122.366</u>	100,000000

Ai sensi dell'art. 135-undecies del TUF **non sono computate** ai fini del calcolo della maggioranza e del capitale richiesto per l'approvazione della delibera numero **0** azioni pari al **0,000000%** delle azioni rappresentate in aula.

LISTA ESITO DELLE VOTAZIONE
 Oggetto: Nomina del Collegio Sindacale

CONTRARI

Badge	Ragione Sociale	Proprio	Delega	Totale
612	PALOMBO GIANLUCA	0	0	0
**D	FUTURE DIRECTIONS CORE INT SHARE FUND 2	0	86.985	86.985
**D	WHOLESALE UNIT TRUST GLOBAL SHARES F 3	0	13.843	13.843
**D	JP MORGAN CHASE RETIREMENT PLAN	0	10.916	10.916
**D	QANTAS SUPERANNUATION PLAN	0	274.538	274.538
**D	BOMBARDIER TRUST (CANADA) GLOBAL EQUITIES FUND - BOMBARDIER INC -	0	18.993	18.993
**D	THE BOMBARDIER TRUST (UK)	0	67.042	67.042
**D	CHEVRON CANADA LIMITED MASTER TRUST	0	6.099	6.099
**D	REGIME DE RETRAITE DE L'UNIVER DU QUEBEC	0	167.033	167.033
**D	ROYAL BANK OF CANADA CARIBBEAN	0	4.709	4.709
**D	HSBC EUROPEAN INDEX FUND	0	472.430	472.430
**D	HSBC INVESTMENT FUNDS (UK) LIMITED	0	85.407	85.407
**D	HSBC FTSE EPRA/NAREIT DEVELOPED ETF	0	302.166	302.166
**D	HSBC ETFs PUBLIC LIMITED COMPANY	0	175.163	175.163
**D	SHY LLC	0	30.819	30.819
**D	F'S PARAMETRIC PARTNERS	0	8.870	8.870
**D	INTERNATIONAL EQUITY FUND	0	58.453	58.453
**D	BUNTING INTERNATIONAL DEVELOPED EQUITY TE LLC	0	11.338	11.338
**D	DELFINCO, LP	0	47.721	47.721
**D	HASLAM FAMILY INVESTMENT PARTNERSHIP	0	4.556	4.556
**D	ORIZABA, LP	0	67.976	67.976
**D	SENTINEL INTERNATIONAL TRUST	0	7.348	7.348
**D	SENTINEL INTERNATIONAL FUND	0	19.230	19.230
**D	FOURTH AVENUE INVESTMENT COMPANY	0	19.861	19.861
**D	LOCKHEED MARTIN CORP MASTER TRUST	0	27.503	27.503
**D	LOCKHEED MARTIN CORP MASTER TRUST	0	138.462	138.462
**D	LOCKHEED MARTIN CORPORATION BENEFIT TRUS	0	21.656	21.656
**D	MT AGREEMENT BETWEEN PINZER&NT COMPANY	0	25.202	25.202
**D	CLEARWATER INTERNATIONAL FUND	0	84.176	84.176
**D	SPRING CREEK INVESTORS LLC	0	5.286	5.286
**D	LOCKHEED MARTIN CORPORATION SALARIED SAV	0	10.326	10.326
**D	1982 SMITH TRUST	0	136.977	136.977
**D	SILVER GROWTH FUND, LP	0	6.992	6.992
**D	EATON VANCE INTERNATIONAL (IRELAND) FUNDS PLC	0	4.170	4.170
**D	COLONIAL FIRST STATE INVESTMENT LTD	0	73.436	73.436
**D	LOCKHEED MARTIN SUPPLEMENTAL EXCESS RETIREMENT TRUST	0	8.766	8.766
**D	CHEVRON MASTER PENSION TRUST	0	37.603	37.603
**D	CALVERT VP EAFE INTERNATIONAL INDEX PORTFOLIO	0	83.277	83.277
**D	EATON VANCE (AUSTRALIA) HEXAVEST ALL-COUNTRY GL EQUITY FUND	0	8.179	8.179
**D	EATON VANCE TAX-MANAGED GLOBAL BUY-WRITE OPPORTUNITIES FUND	0	375.898	375.898
**D	EATON VANCE STRUCTURED INTERNATIONAL EQUITY FUND	0	14.019	14.019
**D	EATON VANCE HEXAVEST GLOBAL EQUITY FUND	0	5.394	5.394
**D	EATON VANCE HEXAVEST INTERNATIONAL EQUITY FUND	0	2.457	2.457

Azionisti:

Azionisti in proprio: 72

Teste: 0

Azionisti in delega: 72

Pagina 1

2

72


LISTA ESITO DELLE VOTAZIONE
 Oggetto: Nomina del Collegio Sindacale

CONTRARI

Badge	Ragione Sociale	Proprio	Delega	Totale
**D	PARAMETRIC STRUCTURED ABSOLUTE RETURN PORTFOLIO	0	5.639	5.639
**D	TAX - MANAGED INTERNATIONAL EQUITY PORTFOLIO	0	33.088	33.088
**D	HEXAVEST EAFE EQUITY FUND	0	174.318	174.318
**D	HEXAVEST ACWI EQUITY FUND	0	7.204	7.204
**D	HEXAVEST WORLD EQUITY FUND	0	6.714	6.714
**D	XEROX PENSIONS LIMITED ATF XEROX FINAL SALARY PENSION SCHEME	0	21.827	21.827
**D	MGI FUNDS PLC	0	337.013	337.013
**D	MERCER GLOBAL EQUITY FUND	0	10.133	10.133
**D	LOCKHEED MARTIN CORP DEFINED CONTRIBUTION PLAN MASTER TRUST	0	53.696	53.696
**D	CHEVRON UK PENSION PLAN	0	10.316	10.316
**D	ROMAN CATHOLIC BISHOP OF SPRINGFIELD A CORPORATION SOLE	0	7.747	7.747
**D	CALIFORNIA STATE TEACHERS RETIREMENT SYSTEM	0	6.576.611	6.576.611
**D	GOLDMAN SACHS FUNDS II	0	19.005	19.005
**D	FONDS DE SOLIDARITE DES TRAVAILLEURS DU QUEBEC (F.T.Q.)	0	1.852.583	1.852.583
**D	BEVA BONO 2007 C FI	0	1.487.026	1.487.026
**D	BANCO BILBAO VIZCAYA ARGENTARIA-BBVA - MADRID BRANCH	0	1.281.830	1.281.830
**D	MERCER OSS TRUST	0	85.218	85.218
**D	WALTER E. DISNEY FAMILY TRUST UNDER WILL	0	21.739	21.739
**D	CERVURITE INTERNATIONAL LLC	0	63.923	63.923
**D	ALAMOS A LLC	0	7.934	7.934
**D	THE ROYAL INST FOR THE ADVANCEMENT OF LEARNING MCGILL UNIVERSITY	0	25.392	25.392
**D	MCGILL UNIVERSITY PENSION FUND	0	16.435	16.435
**D	METROPOLITAN WATER RECLAMATION DISTRICT RETIREMENT FUND	0	20.142	20.142
**D	MINISTRY OF FINANCE OF THE REPUBLIC OF KAZAKHST	0	779.938	779.938
**D	NSP MONTICELLO MINNESOTA RETAILQUALIFIED TRUST	0	32.732	32.732
**D	NSP MINNESOTA PRAIRIE I RETAIL QUALIFIED TRUST	0	26.314	26.314
**D	NSP MINNESOTA RETAIL PRAIRIE II QUALIFIED TRUST	0	28.239	28.239
**D	AON HEWITT GROUP TRUST	0	17.052	17.052
**D	FOREST FOUNDATION	0	989	989
**D	STEWARDSHIP FOUNDATION	0	3.926	3.926
RA	SERVIZIO TITOLI SPA RAPPR. DESIGNATO EX ART. 135 UNDECIES TUF IN PERSONA DI VERONICA CICIRIELLO	0	22	22
Totale voti				16.046.020
Percentuale votanti %				0,354207
Percentuale Capitale %				0,170641

220

Azionisti: 72
 Azionisti in proprio: 0
 Azionisti in delega: 0


 Pagina 2

Assemblea Ordinaria del 30 aprile 2013

LISTA ESITO DELLE VOTAZIONI
 Oggetto: Nomina del Collegio Sindacale

ASTENUTI

Badge	Ragione Sociale	Proprio	Delega	Totale
1935	PEDERSOLI LANFRANCO	6.016	0	6.016
3009	GIULIANI PAOLO EMILIO	0	66.966	66.966
612	PALOMBO GIANLUCA	0	0	0
**D	NORTHERN TRUST ROBUSTA FUND	0	781.756	781.756
**D	LOMBARD ODIER DARIER HFM SA INSTITUTIONNEL-3D	0	43.994	43.994
**D	UBS FUND MANAGEMENT (SWITZERLAND) AG	0	1.104.479	1.104.479
**D	PANAGORA DYNAMIC INTERNATIONAL EQUITY EXTENDED ALPHA FUND	0	127.654	127.654
**D	SANDERS CAPITAL	0	159.700	159.700
**D	MSCI EAFE EQUAL WEIGHT FUND	0	21.129	21.129
**D	SBL FUND SERIES D	0	55.071	55.071
**D	OBLATE INTERNATIONAL PASTORAL INVESTMENT TRUST	0	54.897	54.897
**D	WELLS FARGO BANK MINNESOTA NA	0	750	750
**D	UNISUPER	0	418.812	418.812

Totale voti 2.841.224
 Percentuale votanti % 0,062718
 Percentuale Capitale % 0,030215

221



Pagina 3

Azionisti: 35 Teste: 4
 Azionisti in proprio: 1 Azionisti in delega: 34



Assemblea Ordinaria del 30 aprile 2013

LISTA ESITO DELLE VOTAZIONE
Oggetto: Nomina del Collegio Sindacale

NON VOTANTI

Badge	Ragione Sociale	Proprio	Delega	Totale
Totale voti	0			
Percentuale votanti %	0,000000			
Percentuale Capitale %	0,000000			

222

Pagina 4

Azionisti:	0	Teste:	0
Azionisti in proprio:	0	Azionisti in delega:	0

LISTA ESITO DELLE VOTAZIONE
 Oggetto: Nomina del Collegio Sindacale

FAVOREVOLI alla LISTA 1

Badge	Ragione Sociale	Proprio	Delega	Totale
**D	MARINI VINCENTO	500	0	500
1657	PETRICCA ALBERTO	2.835	0	2.835
1948	GRANITO VINCENZO	1.753	0	1.753
2770	BALDINI CLAUDIA	0	1.378	1.378
2989	PALOMBO GIANLUCA	0	0	0
612	PZENA VALUE FUNDS PL	0	748.025	748.025
**D	PZENA EAFE DYNAMIC VALUE SERVICES FUND	0	7.850	7.850
**D	IPAC SPECIALIST INV STR INT SHARE STR	0	1.895.511	1.895.511
**D	MOMENTUM INVESTMENT FUNDS SICAV-SIF	0	825.084	825.084
**D	GOVERNMENT SUPERANNUATION FUND	0	606.450	606.450
**D	JPMORGAN CHASE BANK - PB - UNITED STATES FOUNDATIONS - CRA TREATY	0	16.877	16.877
**D	RETIREMENT BENEFITS FUND BOARD	0	566.625	566.625
**D	THE MASTER TRUST BANK OF JAPAN, LTD AS TRUSTEE FOR MUTB400045796	0	5.934.319	5.934.319
**D	MASTER TRUST BANK OF JAPAN, LTD. PENSION	0	5.924.682	5.924.682
**D	PROVEDA GLOBAL EQUITY, LP	0	3.936	3.936
**D	SAUDI ARABIAN MONETARY AGENCY	0	1.488.000	1.488.000
**D	AVENIR EURO	0	300.000	300.000
**D	FEDERIS AVENIR EURO-PE	0	1.008.700	1.008.700
**D	FCP FEDERIS EUROPE ACTIONS	0	31.200	31.200
**D	FEDERIS EPARGNE EQUILIBREE	0	58.800	58.800
**D	SANLAM UNIVERSAL FUNDS PUBLIC LIMITED CO	0	335.471	335.471
**D	PSIGMA GLOBAL EQUITY F	0	115.400	115.400
**D	PZENA VALUE GROUP TRUST	0	870.170	870.170
**D	VALUEQUEST PARTNERS LLC	0	76.500	76.500
**D	PZENA INTERNATIONAL VALUE SERVICE	0	8.052	8.052
**D	CABLE E WIRELESS SUPERANNUATION FUND	0	314.075	314.075
**D	CABLE & WIRELESS WORLDWIDE RETIREMENT PL	0	370.075	370.075
**D	MACQUAIRE INVESTMENT MANAGEMENT LIMITED	0	537.350	537.350
**D	PUTNAM RETIREMENT INCOME FUND LIFESTYLE 2	0	1.009	1.009
**D	PUTNAM DYNAMIC RISK ALLOCATION FUND	0	35.815	35.815
**D	PUTNAM VARIABLE TRUST - PUTNAM VT GLOBAL ASSET ALLOCATION F	0	16.244	16.244
**D	PUTNAM DYNAMIC ASSET ALLOCATION GROWTH FUND	0	171.299	171.299
**D	PUTNAM DYNAMIC ASSET ALLOCATION BALANCED FUND	0	86.404	86.404
**D	PUTNAM DYNAMIC ASSET ALLOCATION CONSERVATIVE FUND	0	54.850	54.850
**D	PUTNAM RETIREMENT INCOME FUND LIFESTYLE 3	0	3.280	3.280
**D	PUTNAM TOTAL RETURN TRUST	0	101.771	101.771
**D	PUTNAM RETIREMENT ADVANTAGE GAA GROWTH PORTFOLIO	0	27.562	27.562
**D	PUTNAM RETIREMENT ADVANTAGE GAA BALANCE PORTFOLIO	0	16.690	16.690
**D	PUTNAM RETIREMENT ADVANTAGE GAA CONSERVATIVE PORTFOLIO	0	3.157	3.157
**D	PUTNAM RETIREMENT ADVANTAGE GAA INCOME STRATEGIES PORTFOLIO	0	5.509	5.509
**D	PUTNAM RETIREMENT ADVANTAGE GAA EQUITY PORTFOLIO	0	6.692	6.692
**D	PUTNAM TOTAL RETURN FUND, LLC	0	25.766	25.766
**D	THE STATE OF NEVADA	0	23.200	23.200

Azionisti: 60
 Azionisti in proprio: 4

Teste: 8
 Azionisti in delega: 56

Pagina 5

223

LISTA ESITO DELLE VOTAZIONE
 Oggetto: Nomina del Collegio Sindacale

FAVOREVOLI alla LISTA 1

Badge	Ragione Sociale	Proprio	Delega	Totale
**D	PUTNAM DYNAMIC ASSET ALLOCATION EQUITY FUND	0	4.012	4.012
**D	GABELLI UTILITIES FUND	0	230.000	230.000
**D	THE GABELLI DIVIDEND & INCOME TRUST	0	350.000	350.000
**D	THE GABELLI GLOBAL UTILITY & INCOME TRUST	0	75.000	75.000
**D	PUTNAM WORLD TRUST	0	49.187	49.187
**D	RETAIL EMPLOYEES SUPERANNUATION TRUST	0	3.912.525	3.912.525
**D	HONG KONG SPECIAL ADMINISTRATIVE REGION GOVERNMENT-EXCHANGE F	0	1.796.610	1.796.610
**D	CHANG HWA COMM BK AS MC OF ING CHB EUROPE HIGH DIVIDEND FUND	0	54.930	54.930
**D	TELSTRA SUPERANNUATION SCHEME	0	1.041.200	1.041.200
**D	WM POOL EQUITIES TRUST NO 20	0	1.579.425	1.579.425
**D	BOA PERAMETRIC	0	28.210	28.210
**D	SYNGENTA UK PENSION FUND EUROPEAN REGIONAL CENTRE	0	208.200	208.200
**D	QUANTITATIVE GLOBAL VALUE PORTFOLIO BRANDYWINE INVESTMENTS TRUST	0	5.780	5.780
**D	THE GABELLI UTILITY TRUST INC	0	300.000	300.000
**D	DREXEL HAMILTON CENTRE GLOBAL EQUITY FUND	0	32.720	32.720
800	DI STEFANO STEFANO	0	0	0
DE*	MINISTERO DELL'ECONOMIA E DELLE FINANZE	0	2.937.972.731	2.937.972.731
RA	SERVIZIO TITOLI SPA RAPPR. DESIGNATO EX ART. 135 UNDECIES TUF IN PERSONA DI VERONICA CICIRIELLO	0	1.520	1.520
982	ROSSI AGOSTINO	11.993	7.678	19.671

Totale voti 2.970.290.587
 Percentuale votanti % 65,567557
 Percentuale Capitale % 31,587553

Azionisti: 60 Teste: 8
 Azionisti in proprio: 4 Azionisti in delega: 56

Pagina 6

LISTA ESITO DELLE VOTAZIONE
 Oggetto: Nomina del Collegio Sindacale

FAVOREVOLI alla LISTA 2

Badge	Ragione Sociale	Proprio	Delega	Totale
1568	CECCARELLI CLAUDIO	4.611	0	4.611
1655	DORI CARLO	1.250	1.250	2.500
612	PALOMBO GIANLUCA	0	0	0
**D	UBI PRAM SGR/ UBI PRAM AZIONI ITALIA	0	2.000.000	2.000.000
**D	ARCA SGR FONDO ARCA AZIONI ITALIA	0	6.500.000	6.500.000
**D	ARCA SGR FONDO ARCA BB	0	1.500.000	1.500.000
**D	BAYERNINVEST KAPITALANLAGESELSCHAFT M	0	256.637	256.637
**D	CHALLENGE FUNDS	0	690.000	690.000
**D	ANIMA SGR SPA - FONDO ANIMA ITALIA	0	4.500.000	4.500.000
**D	BNP PARIBAS INVESTMENT PARTNERS SGR S.P.A. GESTORE DEL FONDO BNL AZIONI ITALIA	0	500.000	500.000
**D	NMM5 GHDE SCH ACCOUNT	0	696.724	696.724
**D	SDV METZLER INVESTMENT F30	0	210.250	210.250
**D	SDV METZLER INVESTMENT F26	0	343.653	343.653
**D	SCHWAB INTERNATIONAL INDEX FUND	0	916.467	916.467
**D	GMO TAX-MANAGED INTERNATIONAL EQUITIES F	0	1.955.740	1.955.740
**D	GMO ERISA POOL	0	4.782.693	4.782.693
**D	GMO INTERNATIONAL INTRINSIC VALUE FUND	0	39.801.863	39.801.863
**D	GMO FOREIGN FUND	0	1.277.385	1.277.385
**D	PIONEER INTERNATIONAL VALUE FUND	0	368.800	368.800
**D	DWS DIVERSIFIED INTERNATIONAL EQUITY VIP	0	71.348	71.348
**D	VANGUARD EUROPEAN STOCK INDEX FUND	0	8.701.334	8.701.334
**D	VANGUARD TAX-MANAGED INTERNATIONAL FUND	0	8.350.630	8.350.630
**D	PYRAMIS GROUP TR FOR EMPLOYEES BENEF PLA	0	7.006.340	7.006.340
**D	DWS DIVERSIFIED INTERNATIONALEQUITY FUND	0	61.324	61.324
**D	BBH/LIFEYRISSJODUR VERZLUMARMANNA-PENSIO	0	73.114	73.114
**D	SEI INST INVEST TRUST WORLD EQ EX-US FUN	0	124.186	124.186
**D	JTSB STB DAIWA STOCK INDEX FUND 9807	0	172.200	172.200
**D	GMO GLOBAL ACTIVE EQUITY FUND LP	0	185.819	185.819
**D	GMO DEVELOPED WORLD STOCK FUND	0	1.080.633	1.080.633
**D	GMO INTERNATIONAL CORE EQUITY FUND	0	19.026.211	19.026.211
**D	BBH B J T S RE CMA MFS EX-JAPAN GROWTH MOTHER FUND	0	192.477	192.477
**D	BBH BOS MTBJ RE: MANULIFE INTL BOND INDEX MOTH FND	0	1.048.314	1.048.314
**D	FIDELITY FUNDS SICAV	0	7.565.885	7.565.885
**D	FIL LIMITED FIDELITY INTERNATIONALIMITED	0	5.061	5.061
**D	BBH-FDLT EUR RE PLTS NATURAL RESOURC+UTL	0	10.931	10.931
**D	BBH (LUX) - FIDELITY ACTIVE STRAT ASIA PACIFIC FND	0	124.381	124.381
**D	ING (L) LIQUID	0	9.172.679	9.172.679
**D	SCHRODER GAIA	0	5.834	5.834
**D	ING DIRECT	0	232.455	232.455
**D	MITSUBISHI UFJ GBL CUSTODY SA FOR MS MUL	0	94.836	94.836
**D	SEI INST INV TRUST SCREENED WORLD EQ EX	0	53.578	53.578
**D	PYRAMIS SELECT INTER- EQ -FUND LLC	0	222.366	222.366
**D	VANGUARD TOTAL WORLD STOCK INDEX FUND	0	557.278	557.278



Pagina 7

Azionisti: 1411 Teste: 4
 Azionisti in proprio: 2 Azionisti in delega: 1409

Assemblea Ordinaria del 30 aprile 2013

LISTA ESITO DELLE VOTAZIONE
Oggetto: Nomina del Collegio Sindacale

FAVOREVOLI alla LISTA 2

Badge	Ragione Sociale	Proprio	Delega	Totale
**D	SEI INSTITUTIONAL INTERN TRUST INTERNATI	0	631.014	631.014
**D	SEI INST INVES TRUST INTERNAT EQTY FUND	0	59.939	59.939
**D	SEI INS INV TRU INT FUND/INTECH	0	40.886	40.886
**D	VANGUARD DEVELOP MARKET INDEX FUND	0	7.009.185	7.009.185
**D	VANGUARD FTSE ALL-WORLD EX US INDEX FUND	0	6.584.995	6.584.995
**D	GMO FUNDS PLC	0	963.871	963.871
**D	BBH B FOR TMTBJ RE: MUTB400037270	0	468.506	468.506
**D	GMO REAL RET ASS ALL FUND LP	0	987.595	987.595
**D	BBH&C BOS FOR PYRAM GR TRUST FOR EMPL EMERG MM COM	0	253.103	253.103
**D	PYRAMIS GLOBAL EX US INDEX FUND LP	0	253.052	253.052
**D	PYRAMIS GROUP TR FOR EMPLOYEES BENEF PLAN	0	179.067	179.067
**D	FIRST TRUST EUROPE ALPHADEX FUND	0	60.091	60.091
**D	FIRST TRUST DEVELOPED MARKETS EX-US ALPH	0	32.766	32.766
**D	FIDELITY SPARTAN GLOBAL EX US INDEX FUND	0	85.232	85.232
**D	VANGUARD FUNDS PLC	0	13.978	13.978
**D	GMO INT INTRINSIC VALUE EXTEND MARKETS F	0	1.117.661	1.117.661
**D	GMO DEVELOPED WORLD EQUITY INVESTMENT FU	0	3.088.602	3.088.602
**D	SCHWAB FUNDAMENTAL INTER LARGE COMP IN F	0	789.835	789.835
**D	WELLINGTON TRUST COMPANY, NATIONAL ASSOC	0	804	804
**D	SEI INSTITUTIONAL MANAGED TRUST MULTI-AS	0	24.822	24.822
**D	WELLI TRUS NAT ASSOC COMMON TRUST FUNDS	0	17.583	17.583
**D	WELLINGTON TRUST COMP FUNDS II CORE BOND	0	1.348	1.348
**D	ALLIANZ GLOBAL INVESTOR PREMIER	0	170.000	170.000
**D	HSBC FUND SERVICES CLIENT	0	139.290	139.290
**D	REGARD ACTIONS DEVELOPEMENT DURABLE	0	300.000	300.000
**D	HENDERSON STRATEGIC INVESTMENT FUNDS	0	741.627	741.627
**D	OP-FONDS AEV HA EK	0	340.000	340.000
**D	DEKA FUNDMASTER INVEST MBH FID HA EK RENT	0	543.805	543.805
**D	UNIVERSAL INVEST BAYVK A1 FONDS	0	2.073.022	2.073.022
**D	BAYVK G1 BVK INDEX	0	255.221	255.221
**D	BPI GLOBAL INVESTMENT FUND	0	46.269	46.269
**D	HOOR-GLASS INTERNATIONAL SHARES SECTOR TRUST	0	367.723	367.723
**D	HOOR GLASS INTERNAT SHARES SECTOR TRUST	0	216.236	216.236
**D	HOOR-GLASS INDEXED INT SHARES SEC TRUST	0	125.243	125.243
**D	FD INTERNATIONAL SHARE FUND 1	0	148.217	148.217
**D	WHOLESALE UNIT TRUST GLOBAL INDEX SHARES	0	98.992	98.992
**D	AVSUPER FUND	0	33.398	33.398
**D	NATIONAL MUTUAL LIFE ASS OF AUSIPALASIA	0	263.840	263.840
**D	IPAC SPECIALIST INV STR INT SHARE STR	0	167.800	167.800
**D	IPAC SPECIALIST INV STR INT SHARE STR	0	203.814	203.814
**D	WHOLESALE GLOBAL EQUITY INDEX FUND	0	127.273	127.273
**D	MULTIMIX WHOLESale INTERNATIONAL SHARES TRUST	0	134.923	134.923
**D	MULTIMIX WHOLESale INT SHARES TRUST	0	64.951	64.951

Pagina 8

4
1409

Azionisti: 1411 Testi: 4
Azionisti in proprio: 2 Azionisti in-delega: 1409

Assemblea Ordinaria del 30 aprile 2013

LISTA ESITO DELLE VOTAZIONE
 Oggetto: Nomina del Collegio Sindacale

FAVOREVOLI alla LISTA 2

Badge	Regione Sociale	Proprio	Delega	Totale
**D	MULTIMIX WHOLESAL	0	72.400	72.400
**D	AFS INTERNATIONAL	0	207.531	207.531
**D	AUSTRALIAN CATHOL	0	116.321	116.321
**D	ENHANCED INDEX I	0	2.476.897	2.476.897
**D	FCP ARPEGE ACTION	0	50.000	50.000
**D	FCP SCORE MARIE J	0	10.000	10.000
**D	FCP UNION LONG S	0	100.493	100.493
**D	FCP SCORE SIGMA	0	4.500	4.500
**D	FCP SCORE SAXE	0	5.000	5.000
**D	CM-CIC PERSPECT	0	3.096	3.096
**D	FCPE CONVERGENC	0	159.812	159.812
**D	FCP GAILLON 130/	0	26.154	26.154
**D	FCP ES GESTION E	0	250.000	250.000
**D	FCP ES DYNAMIQUE	0	308.560	308.560
**D	FCP ES TEMPERE	0	70.000	70.000
**D	FCP CM ACTION	0	778.394	778.394
**D	VALORACTIONS	0	100.000	100.000
**D	FCP GAILLON MAIT	0	74.031	74.031
**D	FCP UNION EUROPE	0	487.246	487.246
**D	FCP UNI 1	0	93.000	93.000
**D	FCP SCORE THANRY	0	1.186	1.186
**D	FCP SCORE SAINT J	0	2.878	2.878
**D	FCP SCORE SAINTE	0	3.098	3.098
**D	SCORE SAINT NICOL	0	20.000	20.000
**D	FCP SCORE PILLAUD	0	6.010	6.010
**D	FCP SCORE ORMESSON	0	5.388	5.388
**D	FCP SCORE M O	0	3.964	3.964
**D	FCP SCORE GALIEN	0	13.284	13.284
**D	FCP SCORE BON SECOURS	0	7.000	7.000
**D	FCP SCORE AUMEX	0	3.000	3.000
**D	FCP SCORE AD BESANCON	0	5.344	5.344
**D	FCPE ROUSSELOT MIXTE	0	1.216	1.216
**D	FCP PATRIMOINE PLACEMENT 5	0	4.414	4.414
**D	FCP PATRIMOINE PLACEMENT 3	0	4.952	4.952
**D	FCP PATRIMOINE PLACEMENT 2	0	2.430	2.430
**D	FCP PATRIMOINE PLACEMENT	0	1.746	1.746
**D	MONSANTO ACTION	0	12.160	12.160
**D	FCP LUCKY	0	3.082	3.082
**D	1612 FCP KOLBENSCHMIDT PIERBURG	0	1.440	1.440
**D	FCP GUTENBERG	0	8.200	8.200
**D	FCP GROUPE BRIAND	0	1.382	1.382
**D	FCP GESTION PLACEMENT 1	0	2.931	2.931
**D	15.15 FCP GERARD FERRIER	0	1.900	1.900

Azionisti:

1411 Teste:

4

Azionisti in proprio:

2 Azionisti in delega:

1409


 Pagina 9

Assemblea Ordinaria del 30 aprile 2013

LISTA ESITO DELLE VOTAZIONE

Oggetto: Nomina del Collegio Sindacale

FAVOREVOLI alla LISTA 2

Badge	Ragione Sociale	Proprio	Delega	Totale
**D	FREESCALE DYNAMIQUE	0	7.000	7.000
**D	FREESCALE DIVERSIFIE	0	27.360	27.360
**D	FCP BAUD C/C	0	6.700	6.700
**D	ESPOIR FCP	0	2.500	2.500
**D	FCPE EUROP ASSISTANCE DIVERSIFIE	0	6.080	6.080
**D	CM EUROPE ACTIONS	0	72.909	72.909
**D	CM ALLIANCE FCP	0	4.000	4.000
**D	FCP CAPSUGEL	0	9.880	9.880
**D	CANSON ET MONGOLFIER	0	1.500	1.500
**D	FCP BRANT	0	1.110	1.110
**D	1327 FCP BOUE SCALBERT DUPONT	0	24.400	24.400
**D	ARPEGE PREVOYANCE	0	77.280	77.280
**D	AREGE	0	149.320	149.320
**D	PICTET & CIE/NON RES EXEMPT GCT	0	829.833	829.833
**D	PICTET AND COMPANY GENEVA	0	22.907	22.907
**D	CAPACITY FONDS INSTITUTIONEL-ACTIONS ETRANGERES PIB	0	128.737	128.737
**D	UMBERTO TRUST CAPITAL C/O KLEINWORT BENSON JOSHUA	0	11.528	11.528
**D	RAIFFEISEN INDEX FONDS	0	44.536	44.536
**D	PICTET HIGH DIVIDEND SELECTION	0	4.369.244	4.369.244
**D	PGSF GLOBAL UTILITIES EQUITIES CURRENCY HEDGE FUND	0	1.222.871	1.222.871
**D	PGSF GLOBAL UTILITIES EQUITIES FUND	0	56.418.142	56.418.142
**D	PGSF GLOBAL INCOME STOCK FUND	0	1.086.851	1.086.851
**D	PGSF GLOBAL HIGH YIELD UTILITIES EQUITIES FUND	0	548.262	548.262
**D	SHINKO GLOBAL EQUITY INDEX	0	34.023	34.023
**D	ROBECO CAPITAL GROWTH FUNDS	0	342.279	342.279
**D	HSBC INTERNATIONAL SELECT FUND	0	826.300	826.300
**D	SCHRÖDER INTERNATIONAL SELECTION FUND	0	3.104.905	3.104.905
**D	JPMORGAN FUNDS	0	6.911.213	6.911.213
**D	MORGAN STANLEY INVESTMENT FUNDS	0	1.398.384	1.398.384
**D	T. ROWE PRICE FUNDS SICAV	0	6.488	6.488
**D	JPMORGAN INVESTMENT FUNDS	0	3.116.216	3.116.216
**D	OFI MULTI SELECT	0	84.682	84.682
**D	BLACKROCK INSTITUTIONAL POOLED FUND PLC	0	106.139	106.139
**D	VANGUARD INVESTMENT SERIES, PLC	0	7.316.131	7.316.131
**D	ADEPT INVESTMENT MANAGEMENT PLC	0	66.802	66.802
**D	SHELL TRUST (BERMUDA) LTD AS TRUSTEE OF THE SHELL OVERSEAS C.P. FUND	0	545.801	545.801
**D	NFS LIMITED	0	977.104	977.104
**D	SHELL TRUST (BERMUDA) LIMITED AS TRUSTEE	0	107.987	107.987
**D	LABOR PENSION FUND SUPERVISORY COMMITTEE	0	626.991	626.991
**D	LABOR PENSION FUND SUPERVISORY COMMITTEE	0	179.641	179.641
**D	LABOR PENSION FUND SUPERVISORY COMM TTEE-LABOR PENSION FUND 13.F.	0	254.629	254.629
**D	LABOR PENSION FUND SUPERVISORY COMMITTEE-LABOR PENSION FUND 13.F. NO 172	0	241.494	241.494
**D	MINeworkers Pension Scheme	0	1.801.913	1.801.913

Azionisti:

Azionisti in proprio: 2

1411 Teste: 4

1409

Pagina 10

LISTA ESITO DELLE VOTAZIONE
Oggetto: Nomina del Collegio Sindacale

FAVOREVOLI alla LISTA 2

Badge	Ragione Sociale	Proprio	Delega	Totale
**D	FSS TRUSTEE CORPORATION	0	3.366.784	3.366.784
**D	H.E.S.T. AUSTRALIA LIMITED	0	1.489.783	1.489.783
**D	SCHRODER GLOBAL ENHANCED INDEX FUND	0	710.549	710.549
**D	SAS TRUSTEE CORPORATION	0	1.016.303	1.016.303
**D	SAS TRUSTEE CORPORATION	0	534.212	534.212
**D	UBS GLOBAL ASSET MANAGEMENT LIFE LTD	0	1.120.881	1.120.881
**D	AVIVA INVESTORS	0	1.234.209	1.234.209
**D	JPMORGAN CHASE BANK	0	3.540	3.540
**D	BLACKROCK WHOLESALE INDEXED INTERNATIONA	0	601.620	601.620
**D	CAPITAL GUIDANCE (FUND) LTD	0	64.600	64.600
**D	BANCO CENTRAL DE TIMOR EST	0	155.978	155.978
**D	FIDELITY INVESTMENTS MONEY MANAGEMENT INC	0	758	758
**D	BANKING & PAYMENTS AUTHORITY OF TIMOR-LE	0	351.251	351.251
**D	BRUNEI SHELL PROVIDENT FUND BRUNEI SHELL PETROLEUM CO.SDN.	0	47.945	47.945
**D	BRUNEI SHELL RETIREMENT BENEFIT FUND	0	115.538	115.538
**D	WSSP INTERNATIONAL EQUITIES TRUST	0	49.372	49.372
**D	WSSP INTERNATIONAL EQUITIES TRUST	0	49.084	49.084
**D	WSSP INTERNATIONAL EQUITIES TRUST	0	138.200	138.200
**D	WSSP INTERNATIONAL EQUITIES TRUST	0	542.716	542.716
**D	RANCO CENTRAL DE TIMOR EST	0	7.004.000	7.004.000
**D	PEOPLE'S BANK OF CHINA FOREIGN EXCH	0	425.335	425.335
**D	ROCKEFELLER & CO., INC	0	101.500	101.500
**D	AUSCOAL SUPERANNUATION FUND	0	288.168	288.168
**D	BLACKROCK GLOBAL LISTED INFRASTRUCTURE F	0	171.271	171.271
**D	T.ROWE PRICE GLOBAL INFRASTRUCTURE FUND	0	719.139	719.139
**D	THE BOEING COMPANY EMPLOYEE RETIREMENT P	0	98.545	98.545
**D	STATE SUPER FINANCIAL SERVICES AUSTRALIA	0	48.915	48.915
**D	BLACKROCK INDEXED ALL-COUNTRY EQUITY FUN	0	445.133	445.133
**D	QUEENSLAND LOCAL GOVERNMENT SUPERANNUATI	0	67.834	67.834
**D	SHELL FOUNDATION	0	171.693	171.693
**D	ONEPATH GLOBAL SHARES - LARGE CAP (UNHEDED) INDEX POOL	0	32.732	32.732
**D	NEW YORK LIFE INSURANCE COMPANY	0	1.509.183	1.509.183
**D	SCHRODER GLOBAL DYNAMIC BLEND FUND	0	68.052	68.052
**D	VANGUARD CARBON AWARE INTERNATIONAL SHAR	0	487.843	487.843
**D	BLACKROCK FISSION INDEXED INTL EQUITY FD	0	533.060	533.060
**D	FAMANDSFOREPENSAM INVEST PSI 31 EUROPA A	0	133.404	133.404
**D	AXA EQUITABLE LIFE INSURANCE CO	0	2.340.132	2.340.132
**D	VANGUARD INTERNATIONAL SHARE INDEX FUND	0	453.166	453.166
**D	BP MASTER TRUST FOR EMPLOYEE PENSION PLA	0	206.900	206.900
**D	ALTRIA CORPORATE SERVICES MASTER RETIREMENT TRUST	0	628.211	628.211
**D	SCHRODER GLOBAL ACTIVE VALUE FUND	0	176.484	176.484
**D	SUPERANNUATION FUNDS MANAGEMENT CORPORATION OF SOUTH AUSTRALIA	0	49.981	49.981
**D	BT WHOLESALE CORE HEDGED GLOBAL SHARE FU	0	233.305	233.305
**D	TRUSTEE FOR INTERNATIONAL EQUITIES-SECTO	0		

Azionisti: 1411
Azionisti in proprio: 2

Teste: 4
Azionisti in delega: 1409

Pagina 11

Assemblea Ordinaria del 30 aprile 2013

LISTA ESITO DELLE VOTAZIONE
 Oggetto: Nomina del Collegio Sindacale

FAVOREVOLI alla LISTA 2

Badge	Ragione Sociale	Proprio	Delega	Totale
**D	SUPER FUNDS MANAG CORP SOUTH AUSTRALIA	0	301.900	301.900
**D	BT INSTITUTIONAL CORE GLOBAL SHARE SECTO	0	260.591	260.591
**D	BT INTERNATIONAL FUND	0	211.704	211.704
**D	OPTIMIX WHOLESALE GLOBAL SHARE TRUST	0	206.033	206.033
**D	BT INSTITUTIONAL INTERNATIONAL SHARE INT	0	552.519	552.519
**D	FIDELITY INSTITUTIONAL PAN EUROPEAN FUND	0	168.993	168.993
**D	FIDELITY INSTITUTIONAL SELECT GLOBAL EQU	0	656.997	656.997
**D	BRITISH ASSETS TRUST PLC	0	448.805	448.805
**D	ALLIANZGI-FONDS DSPT	0	937.499	937.499
**D	AVIVA LIFE PENSIONS IRELAND LIMITED	0	809.761	809.761
**D	AXA ROSENBERG GLOBAL FUND	0	136.627	136.627
**D	AXA ROSENBERG EUROPEAN FUND	0	1.035.000	1.035.000
**D	FAMANDS PENSAM INVEST PSI 10 GLOBALE AKT	0	137.576	137.576
**D	FIDELITY INVESTMENT FUNDS - FIDELITY MONEYBUILDER WORLD INDEX FUND	0	7.577	7.577
**D	SCHRODER DIVERSIFIED GROWTH FUND	0	93.292	93.292
**D	AVIVA INVEST FUND DIVERSIFIED STRATEGY F	0	51.240	51.240
**D	VANTAGEPOINT OVERSEAS EQUITY INDEX FUND	0	126.228	126.228
**D	NEW YORK STATE COMMON RETIREMENT FUND	0	380.763	380.763
**D	AXA PREMIER VIP TRUST - MULTIMANGER INTE	0	126.834	126.834
**D	VARIABLE-PORTF - PYRAMIS INT EQUITY FUND	0	2.006.029	2.006.029
**D	WYOMING RETIREMENT SYSTEM	0	673.937	673.937
**D	MUNICIPAL POLICE EMPLOYEES RETIREMENT SY	0	218.300	218.300
**D	EQ ADVISORS TRUST - EQ/INTERNATIONAL COR	0	274.801	274.801
**D	JNL/MELLON CAPITAL MANAGEMENT EUROPEAN 3	0	288.306	288.306
**D	EQ ADVISORS TST - ATM INTERNATIONAL PORT	0	407.433	407.433
**D	EQ ADVISORS TST - ATM INTERNATIONAL PORT	0	360.130	360.130
**D	JNL/MELLON CAPITAL MANAGE INTNAL INDEX F	0	1.059.344	1.059.344
**D	CITY OF PHILADELPHIA PUBLIC RETIREMENT	0	98.669	98.669
**D	CHURCH COMMISSIONERS FOR ENGLAND	0	94.140	94.140
**D	EQ ADVISORS TRUST- EQ/TEMPLETON GLOBAL E	0	56.873	56.873
**D	EQ ADVISORS TRUST - EQ/GLOBAL MULTI-SECT	0	369.190	369.190
**D	REYNOLDS AMERICAN DEFINED BENEFIT MASTER	0	574.200	574.200
**D	WYOMING RETIREMENT SYSTEM	0	212.939	212.939
**D	THE PUBLIC EDUCATION EMPLOYEE RETIREMENT SYSTEM OFMISSOURI	0	56.275	56.275
**D	THE PUBLIC SCHOOL RETIREMENT SYSTEM OF MISSOURI	0	495.947	495.947
**D	FUNDACAO CALOUSTE GULBENKIAN	0	896.130	896.130
**D	STATE OF WYOMING, WYOMING STATE TREASURE	0	331.902	331.902
**D	RETIREMENT INCOME PLAN OF SAUDI ARABIAN	0	91.645	91.645
**D	EQ ADVISORS TRUST: EQ/PUTNAM INTERNA	0	790.648	790.648
**D	NEW YORK STATE COMMON RETIREMENT FUND	0	5.295.009	5.295.009
**D	COMMINGLED PENSION FUND ENHANCED INDEX)	0	169.181	169.181
**D	EQ ADVISORS TRUST ALLIANCEBERNSTEIN INTL	0	1.959.902	1.959.902
**D	NATIONWIDE INTERNATIONAL INDEX FUND	0	916.965	916.965

Azionisti: 1411 Teste: 4
 Azionisti in proprio: 2 Azionisti in delega: 1409

Pagina 12

LISTA ESITO DELLE VOTAZIONE
Oggetto: Nomina del Collegio Sindacale

FAVOREVOLI alla LISTA 2

Badge	Ragione Sociale	Proprio	Delega	Totale
**D	JPMORGAN INTERNATIONAL EQUITY INDEX FUND	0	929.806	929.806
**D	BOILERMAKER BLACKSMITH NATIONAL PENSION	0	1.140.721	1.140.721
**D	SBC MASTER PENSION TRUST SBC MASTER PENSION TRUST 208	0	947.032	947.032
**D	NVIT INTERNATIONAL INDEX FUND	0	891.473	891.473
**D	YOUNG MENS CHRISTIAN ASSOC. RETIR FD	0	210.300	210.300
**D	KRAFT FOODS MASTER RETIREMENT TRUST	0	341.600	341.600
**D	T ROWE PRICE INTERNATIONAL EQUITY INDEX	0	216.570	216.570
**D	DALLAS POLICE AND FIRE PENSION SYSTEM	0	119.616	119.616
**D	ENSIGN PEAK ADVISORS INC.	0	1.579.000	1.579.000
**D	BLACKROCK INDEX SELECTION FUND	0	5.528.640	5.528.640
**D	BLACKROCK SELECTION FUND	0	755.237	755.237
**D	GOLDMAN SACHS STRUCTURED INTERNATIONAL TAX MANAGED EQUITY FUND	0	193.769	193.769
**D	SCHRODER QEP GLOBAL ACTIVE VALUE FUND	0	4.048.267	4.048.267
**D	SCHRODER QEP GLOBAL CORE FUND	0	351.341	351.341
**D	STATE STREET GLOBAL ADVISORS GROSS ROLL UP UNIT TRUST	0	255.879	255.879
**D	THE MASTER TRUST BANK OF JAPAN LTD	0	20.940.835	20.940.835
**D	JPMORGAN EUROPEAN INVESTMENT TRUST PLC	0	1.854.466	1.854.466
**D	JPMORGAN FUND ICVC - JPM EUROPE FUND	0	1.804.066	1.804.066
**D	FOREIGN AND COLONIAL INVESTMENT TRUST PL	0	926.401	926.401
**D	ARAB FUND FOR ECONOMIC AND SOCIAL DEVELO	0	10.624	10.624
**D	KUWAIT FUND FOR ARAB ECONOMIC DEVELOPMEN	0	73.122	73.122
**D	THE MASTER TRUST BANK OF JAPAN, LTD. AS TRUSTEE FOR MTBJ400045798	0	1.053.072	1.053.072
**D	AVIVA LIFE & PENSIONS UK LIMITED	0	175.662	175.662
**D	FRIENDS LIFE COMPANY LIMITED	0	4.894.000	4.894.000
**D	SOMERSET COUNTY COUNCIL PENSION FUND	0	184.506	184.506
**D	STICHTING ALGEMEEN PENSIOENFONDS PROVISU	0	50.483	50.483
**D	LINCOLNSHIRE COUNTY COUNCIL PENSION FUND	0	171.408	171.408
**D	SHELL CONTRIBUTORY PENSION FUND	0	1.482.070	1.482.070
**D	STICHTING SHELL PENSIOENFONDS	0	2.025.305	2.025.305
**D	JOHN LEWIS PARTNERSHIP PENSIONS TRUST AS	0	237.321	237.321
**D	BMW (UK) OPERATIONS PENSION SCHEME	0	1.062.578	1.062.578
**D	PLUMBING & MECHANICAL SERV (UK) INDUSTRY	0	96.121	96.121
**D	VAUXHALL & ASSOCIATED COMPANIES PENSION FUND	0	224.000	224.000
**D	THE CAR CARE PENSION PLAN	0	297.503	297.503
**D	SHELL AUSTRIA PENSIOENSKASSE AG	0	187.705	187.705
**D	STICHTING PENSIOENFONDS VOOR HUISARTSEN	0	1.053.708	1.053.708
**D	ABBOTT LABORATORIES PENSION FUND (1966)	0	601.316	601.316
**D	SCHROEDERS RETIREMENT BENEFITS SCHEME	0	31.421	31.421
**D	ROYAL BOROUGH OF KINGSTON UPON THAMES PE	0	164.230	164.230
**D	THE MASTER TRUST BANK OF JAPAN, LTD. AS TRUSTEE FOR MTBC400045782	0	1.579.885	1.579.885
**D	THE MASTER TRUST BANK OF JAPAN, LTD. AS TRUSTEE FOR MUTB400045792	0	6.026.354	6.026.354
**D	VANGUARD TOTAL INTERNATIONAL STOCK INDEX	0	31.998.707	31.998.707
**D	AQR INTERNATIONAL EQUITY FUND	0	334.175	334.175

231

LISTA ESITO DELLE VOTAZIONE
Oggetto: Nomina del Collegio Sindacale

FAVOREVOLI alla LISTA 2

Badge	Ragione Sociale	Proprio	Delega	Totale
**D	AQR GLOBAL EQUITY FUND	0	359.271	359.271
**D	PUBLIC EMPLOYEES RETIREMENT ASSOCIATION	0	1.091.150	1.091.150
**D	STATE OF NEW MEXICO STATE INVESTMENT COU	0	846.495	846.495
**D	VANGUARD FID COMPANY EUROPEAN STOCK INDE	0	345.308	345.308
**D	ROYAL BANK OF CANADA TRUST COMPANY ASIA	0	1.426.591	1.426.591
**D	MASTER INTERNATIONAL INDEX SERIES OF QUA	0	470.278	470.278
**D	SAMPENSON INVEST AFDELING GLOBAL AKTIEN	0	532.553	532.553
**D	OHIO POLICE & FIRE PENSION FUND	0	706.527	706.527
**D	AVIVA LIFE AND PENSIONS UK LIMITED	0	92.777	92.777
**D	AXA IRELAND PENSION FUND	0	335.000	335.000
**D	FRIENDS LIFE ASSURANCE SOCIETY PLC	0	188.000	188.000
**D	MASTER TRUST FOR NATIONAL PENSION FD	0	118.309	118.309
**D	GOLDMAN SACHS TRUST - GOLDMAN SACHS INTE	0	139.829	139.829
**D	HARTFORD LIFE INSURANCE COMPANY	0	197.844	197.844
**D	T ROWE PRICE REAL ASSETS FUND INC	0	570.844	570.844
**D	T ROWE PRICE RETIREMENT DATE TRUST	0	30.651	30.651
**D	T ROWE PRICE REAL ASSETS TRUST I	0	27.560	27.560
**D	EQ ADVISORS TRUST-AXA TACTICAL MANAGER I	0	247.126	247.126
**D	IBM PERSONAL PENSION PLAN TRUST	0	1.167.250	1.167.250
**D	THE HARTFORD GLOBAL RESEARCH FUND	0	13.288	13.288
**D	HARTFORD GLOBAL RESEARCH HLS	0	13.226	13.226
**D	THE HARTFORD INTERNATIONAL SMALL CO	0	190.013	190.013
**D	SCHRODER INTERNATIONAL MULTI-CAP VALUE FUND	0	128.634	128.634
**D	RETIREMENT PLAN FOR EMPLOYEES OF AETNA I	0	157.139	157.139
**D	THE THOMSON HOLDINGS INC.GROUP PENSION PLAN TRUST	0	53.300	53.300
**D	FLEXSHARES MORNINGSTAR DEVELOPED MARKETS EX-US FACTOR TILT INDEX FUND	0	34.913	34.913
**D	ASPIRIANT RISK MANAGED GLOBAL EQUITY FUND	0	41.294	41.294
**D	VERMONT PENSION INVESTMENT COMMITTEE	0	161.094	161.094
**D	EAGLE INTERNATIONAL EQUITY FUND	0	4.722	4.722
**D	JPMORGAN GLOBAL RESEARCH ENHANCED INDEX FUND.	0	107.738	107.738
**D	AQR FUNDS- AQR MULTI-STRATEGY ALTERNATIV	0	1.565.841	1.565.841
**D	OWENS CORNING DEFINED BENEFIT MAS TR	0	87.588	87.588
**D	RESURRECTION HEALTH CARE PENSION PLAN	0	18.440	18.440
**D	RESURRECTION HEALTH CARE	0	47.294	47.294
**D	WEST SUBURBAN RETIREMENT INCOME PLAN	0	6.234	6.234
**D	CANADA POST CORPORATION PENSION PLAN	0	1.952.695	1.952.695
**D	MUNICIPAL EMPLOYEES PENSION PLAN	0	24.599	24.599
**D	NOVA SCOTIA ASSOC OF HEALTH ORG PENS PL	0	220.203	220.203
**D	MANULIFE INTERNATIONAL EQUITY INDEX FUND	0	96.741	96.741
**D	PERPETUAL ECONOMIC DIVERSIF. GLOBAL EQUI	0	58.474	58.474
**D	PERPETUAL SELECT INTERNAT SHARE FUND	0	37.937	37.937
**D	TECK COMINICO METALS LTD. PENSION PLAN F	0	111.800	111.800
**D	ELK VALLEY COAL MULTI UNIT MASTER TRUST	0	100.700	100.700

Azionisti:

Azionisti in proprio:

1411

2 Azionisti in delega:

4
1409

Pagina 14

LISTA ESITO DELLE VOTAZIONE
 Oggetto: Nomina del Collegio Sindacale

FAVOREVOLI alla LISTA 2

Badge	Ragione Sociale	Proprio	Delega	Totale
**D	CI CORPORATE CLASS LTD	0	29.050	29.050
**D	THE UNITED CHURCH OF CANADA PENSION PLAN	0	115.600	115.600
**D	ROYAL BANK OF CANADA (CHANNEL ISLANDS) L	0	123.068	123.068
**D	PACIFIC SALMON COMMISSION LSV	0	73.600	73.600
**D	UNIVERSE THE CMI GLOBAL NETWORK FUND	0	53.467	53.467
**D	RBC DISB RE CMI EURO TRCKR CMI ASSET MANAGEMENT (LUX) SA	0	61.289	61.289
**D	MARKS AND SPENCER WORLDWIDE MANAGED	0	406.574	406.574
**D	NUCLEAR LIABILITIES FUND LIMITED	0	173.169	173.169
**D	WEST MIDLANDS METROPOLITAN AUTHORITI	0	744.800	744.800
**D	WEST YORKSHIRE PENSION FUND	0	1.216.000	1.216.000
**D	FRIENDS PROVIDENT PENSIONS LIMITED	0	3.781.365	3.781.365
**D	BBC PENSION SCHEME	0	1.484.900	1.484.900
**D	HSBC BANK PLC SA NEW CAPI	0	220.213	220.213
**D	THE BANK OF TOKYO-MITSUBISHI UFJ	0	29.024	29.024
**D	BBH B J T S RE CMA MES EX-JAPAN GROWTH MOTHER FUND	0	180.891	180.891
**D	CARDIF ASSURANCE VIE	0	2.000.000	2.000.000
**D	CARDIF ASSURANCE RISQUES DIVERS	0	55.000	55.000
**D	FCP CAMGEST VALEURS EURO	0	412.704	412.704
**D	FCPE HORIZON EP. ACTION	0	50.000	50.000
**D	FCP GLOBAL EURO	0	375.326	375.326
**D	FCP GERISO	0	49.002	49.002
**D	FCP DIVERS D&O CAMGEST	0	85.002	85.002
**D	FCP CAMGESTION REUNICA	0	64.735	64.735
**D	FCP LITHIUM	0	595.728	595.728
**D	FCP BNP PARIBAS INDICE EURO	0	412.104	412.104
**D	FCP BNP PBAS EUROPE DIVIDENDE	0	1.230.155	1.230.155
**D	EASY ETF EURO STOXX 50	0	1.532.337	1.532.337
**D	FCP BNP PARIBAS ACTIONS EUROLAND	0	1.108.534	1.108.534
**D	FCP BNP ACTION EUROPE	0	37.043	37.043
**D	FUNDQUEST EUROPE MULTIM.	0	6.000	6.000
**D	AXA ROSENBERGER INTERNATIONAL	0	115.000	115.000
**D	AXA ROSENBERG EUROBL0C	0	2.745.000	2.745.000
**D	BARYUM QUANT FCP	0	325.000	325.000
**D	AXA ROS GLOBAL EQUITIES DBVL	0	776.000	776.000
**D	PARVEST	0	4.221.865	4.221.865
**D	PARWORLD	0	409.361	409.361
**D	AXA LUXEMBOURG FUND	0	120.000	120.000
**D	GA FUND B	0	324.273	324.273
**D	POOL I GLOBAL HIGH DIVIDEND EQUITY POOL	0	256.516	256.516
**D	BNP PARIBAS LI	0	1.266.213	1.266.213
**D	BNP PARIBAS FUND III NV	0	2.966.879	2.966.879
**D	NORGES BANK (CENTRAL BANK OF NORWAY)	0	4.261.401	4.261.401
**D	GOVERNMENT OF NORWAY	0	170.942.705	170.942.705

Azionisti:
 Azionisti in proprio: 1411 Teste:
 2 Azionisti in delega:

Pagina 15

4
1409

Assemblea Ordinaria del 30 aprile 2013

LISTA ESITO DELLE VOTAZIONE
 Oggetto: Nomina del Collegio Sindacale

FAVOREVOLI alla LISTA 2

Badge	Ragione Sociale	Proprio	Delega	Totale
**D	AXA INSURANCE LIMITED	0	444.000	444.000
**D	AXA INSURANCE UK PLC	0	84.000	84.000
**D	AXA-EB 510	0	88.000	88.000
**D	CENTRAL FINANCE BOARD OF THE METHOD	0	50.000	50.000
**D	MERSEY-SIDE PENSION FUND	0	300.000	300.000
**D	CHESS INTERNATIONAL PROPERTIES, LTD.	0	8.741	8.741
**D	STATES OF JERSEY COMMON INVESTMENT FUND	0	79.352	79.352
**D	FUNDO DE PENSOES	0	600.449	600.449
**D	INTERNATIONAL EQUITY PARTNERS	0	65.305	65.305
**D	HK MONETARY AUTHORITY	0	3.550.465	3.550.465
**D	HONG KONG SPECIAL ADMIN EXCHANGE FD	0	963.936	963.936
**D	THYSSEN GLOBAL INVESTMENTS CORP	0	28.452	28.452
**D	KAUST INVESTMENTS SH LIMITED	0	35.408	35.408
**D	KAUST INVESTMENTS SH LIMITED	0	509.253	509.253
**D	NORTHERN TRUST UCITS COMMON CONTRACTUAL	0	236.762	236.762
**D	COLORADO PUBLIC EMPLOYEES RETIREMENT	0	2.224.433	2.224.433
**D	AMERICAN BAR ASSOCIATION	0	71.600	71.600
**D	INT.MONETARY FUND STAFF RET.PLAN	0	26.409	26.409
**D	LSAAV, LLC	0	221.000	221.000
**D	DYNASTY INVEST, LTD	0	7.909	7.909
**D	LAS OLAS EQUITY PARTNERS LP	0	42.390	42.390
**D	LTV GROUP HOLDINGS, LLC	0	62.563	62.563
**D	LTV INVESTMENTS LLC	0	776	776
**D	MF INTERNATIONAL FUND LLC	0	20.087	20.087
**D	QS INVESTORS DBI ALL COUNTRY GLOBAL EQUITY FUND LP	0	30.578	30.578
**D	LSAAV, LLC	0	31.700	31.700
**D	BANK OF BOTSWANA	0	121.201	121.201
**D	COMMON MONTHLY INTL EX-JAPAN EQUITY	0	381.887	381.887
**D	CENTRAL PROVIDENT FUND BOARD	0	68.597	68.597
**D	NATIONAL UNIVERSITY OF SINGAPORE	0	40.908	40.908
**D	FIDELITY INVEST INTL VALUD FD	0	278.735	278.735
**D	NAV CANADA PENSION PLAN	0	114.669	114.669
**D	DUKE ENERGY CORPORATION MASTER RET	0	219.200	219.200
**D	MICROSOFT GLOBAL FINANCE LIMITED	0	669.892	669.892
**D	MICROSOFT GLOBAL FINANCE LIMITED	0	397.250	397.250
**D	STATE UNIVERSITIES RETIREMENT SYSTEM	0	488.615	488.615
**D	STATE UNIVERSITIES RETIREMENT SYSTEM	0	89.000	89.000
**D	NORTH DAKOTA STATE INVESTMENT BOARD	0	265.900	265.900
**D	CATERPILLAR INC INVEST TRUST	0	167.550	167.550
**D	CATERPILLAR INC MASTER RETIRE TRUST	0	868.908	868.908
**D	COVENANT HEALTH	0	30.600	30.600
**D	LSV INTERNATIONAL VALUE EQUITY TST	0	2.650.700	2.650.700
**D	PUBLIX SUPER MARKETS	0	61.400	61.400



Pagina 16

4
1409
 Azionisti:  Teste:
 Azionisti in proprio: 2 Azionisti in delega:

LISTA ESITO DELLE VOTAZIONE
Oggetto: Nomina del Collegio Sindacale

FAVOREVOLI alla LISTA 2

Badge	Ragione Sociale	Proprio	Delega	Totale
**D	COMMONWEALTH SUPERANNUATION CORP. ARIA	0	683.842	683.842
**D	HUBBELL INC MASTER PENS TRUST	0	193.771	193.771
**D	THE SISTERS OF ST FRANCIS OF PHILAD.	0	50.400	50.400
**D	FORD MOTOR COMPANY DEFINED BENEFIT	0	225.740	225.740
**D	FORD MOTOR COMPANY DEFINED BENEFIT	0	340.616	340.616
**D	FORD MOTOR COMPANY DEFINED BENEFIT	0	374.012	374.012
**D	KBC INVESTMENT TRUST	0	117.891	117.891
**D	MARY K MC QUISTON MCCAW	0	15.100	15.100
**D	NORTHERN INTL EQUITY INDEX FUND	0	1.373.511	1.373.511
**D	THE MASTER TRUST OF JAPAN	0	43.823	43.823
**D	MT AGREEMENT BETWEEN PFIZER&NT COMPANY	0	1.166.127	1.166.127
**D	NT GLOBAL INVESTMENT COLL FUNDS	0	11.124.305	11.124.305
**D	VOLUNTARY EMPLOYEES BENEFICIARY ASSOCIAT	0	24.960	24.960
**D	1999 VOLUNTARY EMPLOYEES' BENEFICIARY	0	19.623	19.623
**D	THE HENRY SMITH CHARITY	0	265.938	265.938
**D	TRINITY COLLEGE	0	46.882	46.882
**D	MS FUND LP	0	79.752	79.752
**D	NEW ZEALAND SUPERANNUATION FUND	0	990.577	990.577
**D	ST. JOSEPH HEALTH SYSTEM	0	66.049	66.049
**D	CATERPILLAR INC MASTER RETIRE TRUST	0	381.176	381.176
**D	ACCIDENT COMPENSATION CORPORATION	0	1.861.599	1.861.599
**D	ADVOCATE HEALTH CARE NETWORK	0	529.700	529.700
**D	RET.PLAN FOR CHICAGO TRANSIT AUT.EMP	0	83.900	83.900
**D	MARSH E MCLENNAN RETIREMENT TRUST	0	168.700	168.700
**D	FIRE AND POLICE PENSION FUND SAN ANTONIO	0	195.700	195.700
**D	TRIAD FOUNDATION INC	0	19.200	19.200
**D	UTAH STATE RETIREMENT SYSTEMS	0	960.341	960.341
**D	NATIONAL COUNCIL FOR SOCIAL SEC FUND	0	105.347	105.347
**D	CITY OF FRESNO RETIREMENT SYSTEM	0	240.701	240.701
**D	CITY OF MILWAUKEE EMPLOY RETIREMENT	0	624.606	624.606
**D	COCA-COLA MASTER RETIREMENT TRUST	0	1.603.300	1.603.300
**D	EMPLOYEES RET FUND - CITY OF DALLAS	0	95.018	95.018
**D	FIDELITY SALEM STREET TRUST	0	496.594	496.594
**D	STICHTING INSTITUUT GAK	0	29.441	29.441
**D	KBCAM INSTITUTIONAL FUNDS PLC	0	605.819	605.819
**D	LOS ANGELES CITY EMPLOYEES RETIREM.	0	530.007	530.007
**D	MARSH E MCLENNAN RETIREMENT TRUST	0	435.368	435.368
**D	R.R.DONNELLEY E SONS RET BENEF PLAN	0	565.949	565.949
**D	SAN FRANCISCO CITY E COUN.RET.SYSTEM	0	1.155.453	1.155.453
**D	TENNESSE CONSOLIDATED RETIREMENT SYSTEM	0	1.486.738	1.486.738
**D	UNION PACIFIC CORP MASTER RET TRUST	0	605.600	605.600
**D	VAN ANDEL INSTITUTE	0	37.147	37.147
**D	GOODYEAR TIREE RUBBER INVEST PLAN FD	0	253.256	253.256

Pagina 17

4
1409

Azionisti: 2411 Teste: 2
Azionisti in proprio: 2 Azionisti in delega:

LISTA ESITO DELLE VOTAZIONE

Oggetto: Nomina del Collegio Sindacale

FAVOREVOLI alla LISTA 2

Badge	Ragione Sociale	Proprio	Delega	Totale
**D	NATIONAL COUNCIL FOR SOCIAL SEC FUND	0	113.190	113.190
**D	A I DUPONT TESTAMENTARY TRUST	0	226.866	226.866
**D	CITY OF LOS ANGELES FIRE POLICE PLAN	0	344.818	344.818
**D	FORD OF CANADA MASTER TRUST FUND	0	104.333	104.333
**D	HALIFAX REGIONAL MUNICIPAL MASTER TRUST	0	29.971	29.971
**D	ONTARIO PUBLIC SERVICE EMPLOYEES UNION P	0	55.230	55.230
**D	NT INVESTMENT FUNDS PUBLIC LTD CO	0	318.691	318.691
**D	NORTHERN TRUST UNIT TRUST	0	727.459	727.459
**D	LEGALEGENERAL EUROPEAN INDEX TRUST	0	3.431.370	3.431.370
**D	RBS LEGAL E GENERAL INTL INDEX TRUST	0	109.778	109.778
**D	NEW IRELAND ASSURANCE COMPANY PLC	0	404.436	404.436
**D	GARD COMMON CONTRACTUAL FUND	0	98.831	98.831
**D	CHURCH OF ENGLAND INV FD FOR PENSION	0	63.952	63.952
**D	PRIZER IRELAND PENSION PLAN	0	103.158	103.158
**D	PRIZER IRELAND RINGASKIDDY PENSION PLAN	0	19.966	19.966
**D	STICHTING PENSIOENFONDS SAGITTARIUS	0	302.627	302.627
**D	STICHTING PENSIOENFONDS VAN DE METALEKTR	0	2.927.199	2.927.199
**D	WHEELS COMMON INVESTMENT FUND	0	123.071	123.071
**D	WHEELS COMMON INVESTMENT FUND	0	118.288	118.288
**D	WHEELS COMMON INVESTMENT FUND	0	117.709	117.709
**D	STICHTING PENSIOENFONDS AKZO NOBEL	0	788.157	788.157
**D	JAGUAR PENSION PLAN	0	239.187	239.187
**D	LOTHIAN PENSION FUND	0	517.449	517.449
**D	UNILEVER UK PENSION FUND	0	242.779	242.779
**D	IBM PENSION PLAN	0	540.229	540.229
**D	SUPEANN ARRANGE UNIVERSITY LONDON	0	197.008	197.008
**D	NIKKO AM WORLD FDS-AM INTECH GLOBAL CORE FUND	0	98.612	98.612
**D	TRUST E CUSTODY SERVICES BANK LTD	0	2.231.275	2.231.275
**D	TRUST & CUSTODY SERVICES BANK LTD AS TRUSTEE FOR PENSION INVESTMENT FUND TRUST NUMBER 21	0	250.838	250.838
**D	TRUST & CUSTODY SERVICES BANK LTD AS TRUSTEE FOR PENSION INVESTMENT FUND TRUST NUMBER 30	0	21.853	21.853
**D	BAERUM KOMMUNE	0	28.366	28.366
**D	NIKKO AM INVESTMENT TRUST (LUXEMBOURG) - NIKKO AM INTECH KOKUSAI FUND	0	7.333	7.333
**D	ABU DHABI RETIREMENT PENSION FUND	0	311.830	311.830
**D	SYNTRUS ACHMEA MULTI MANAGER POOL EUROPE	0	454.577	454.577
**D	STICHTING PENSIOENFONDS SDB	0	42.951	42.951
**D	STICHTING PENSIOENFONDS CAMPINA	0	164.249	164.249
**D	VERDIPAPIFONDET KLP AKSJEGLOBAL 1	0	564.813	564.813
**D	VERDIPAPI KLP AKSJEUROPA INDEKS 1	0	259.149	259.149
**D	STICHTING DELA DEPOSITARY AND MANAGEMENT	0	483.664	483.664
**D	KOMMUNAL LANDSPENSJONSKASSE GJENSIDIG FO	0	479.200	479.200
**D	IPM FUNDAMENTAL UMBRELLA FUND	0	363.082	363.082
**D	CATERPILLAR INC GROUP INSURANCE PLAN TRUST	0	65.035	65.035
**D	TYCO ELECTRONICS DEFINED MASTER TRUST	0	71.000	71.000

Azionisti:
Azionisti in proprio:

1411 Teste:

2 Azionisti in delega:

Pagina 18

4
1409

Assemblea Ordinaria del 30 aprile 2013

LISTA ESITO DELLE VOTAZIONE

Oggetto: Nomina del Collegio Sindacale

FAVOREVOLI alla LISTA 2

Badge	Ragione Sociale	Proprio	Delega	Totale
**D	GUIDE STONE FUNDS - INTERNATIONAL EQUITY	0	436.063	436.063
**D	CONTINENTAL AIRLINES PENSION MASTER T	0	419.122	419.122
**D	ACORN 1998 TRUST	0	700	700
**D	JTW TRUST NO. 3 UAD 9/19/02	0	25.003	25.003
**D	JTW TRUST NO. 1 UAD 9/19/02	0	15.867	15.867
**D	JTW TRUST NO. 4 UAD 9/19/02	0	39.595	39.595
**D	JTW TRUST NO. 2 UAD 9/19/02	0	16.567	16.567
**D	NTGI-QM COMMON DAILY EAFE INDEX FUND - N	0	218.429	218.429
**D	LJR LIMITED PARTNERSHIP	0	334.016	334.016
**D	NON CONTRIBUTORY OF MINE SAFETY	0	168.520	168.520
**D	NTGI-QM COMMON DAILY ALL COUNTRY WORLD E	0	161.142	161.142
**D	HRW TESTAMENTARY TRUST NO 3	0	15.566	15.566
**D	HRW TESTAMENTARY TRUST NO 1	0	51.069	51.069
**D	HRW TRUST NO 2 UAD 01/17/03	0	14.147	14.147
**D	HRW TESTAMENTARY TRUST NO. 10	0	45.753	45.753
**D	HRW TRUST NO 1 UAD 01/17/03	0	14.147	14.147
**D	HRW TESTAMENTARY TRUST NO. 11	0	10.835	10.835
**D	HRW TESTAMENTARY TRUST NO 6	0	53.960	53.960
**D	HRW TESTAMENTARY TRUST NO 4	0	12.164	12.164
**D	HRW TESTAMENTARY TRUST NO. 9	0	35.595	35.595
**D	HRW TESTAMENTARY TRUST NO. 8	0	19.372	19.372
**D	HRW TESTAMENTARY TRUST NO 2	0	7.637	7.637
**D	HRW TESTAMENTARY TRUST NO. 7	0	19.372	19.372
**D	HRW TRUST NO 4 UAD 01/17/03	0	20.856	20.856
**D	HRW TESTAMENTARY TRUST NO 5	0	32.755	32.755
**D	HRW TESTAMENTARY TRUST NO. 12	0	9.981	9.981
**D	HRW TRUST NO 3 UAD 01/17/03	0	20.856	20.856
**D	ESSEX COUNTY COUNCIL PENSION FUND	0	255.385	255.385
**D	UNITED NATIONS RELIEF AND WORKS FOR PALESTINIAN REFUGEES IN THE NEAR EAST	0	29.104	29.104
**D	MUNICIPAL EMP ANNUITY E BEN FD CHICA	0	205.300	205.300
**D	MUNICIPAL EMP ANNUITY E BEN FD CHICA	0	117.517	117.517
**D	FLORIDA PREPAID COLLEGE BOARD	0	272.619	272.619
**D	HERSHEY FOOD MASTER RETIREMENT TST	0	9.173	9.173
**D	THE MOTOROLA PENSION SCHEME	0	548.334	548.334
**D	PUBLIC SCHOOL TEACHERS PMS E RET.FND CHICAGO	0	168.146	168.146
**D	QM COMMON DAILY WORLD INDEX FUND	0	235.893	235.893
**D	WILSHIRE VIT INTERNATIONAL EQUITY FUND	0	5.237	5.237
**D	BLUE SKY GROUP	0	2.155.191	2.155.191
**D	CHILDREN'S HELATHCARE ATLANTIA INC	0	235.635	235.635
**D	BELLSOUTH CORPORATE TRUST UNDER EXECUTIV	0	351.800	351.800
**D	BELLSOUTH TELECOMMUNICATIONS INC TRUST	0	9.500	9.500
**D	BELLSOUTH TELECOM EXECUTIVE BENEFIT	0	173.300	173.300
**D	FCP VH CAAM ACTIONS	0	225.000	225.000

Azionisti:
Azionisti in proprio:1411
2
Azionisti in delega:

Pagina 19

4
1409

LISTA ESITO DELLE VOTAZIONE
 Oggetto: Nomina del Collegio Sindacale

FAVOREVOLI alla LISTA 2

Badge	Ragione Sociale	Proprio	Delega	Totale
**D	FCP DIVERSIFIE D&O CPR	0	181.902	181.902
**D	FCP CALCIUM QUANT	0	208.624	208.624
**D	AXA VITA SA	0	542.821	542.821
**D	AXA ASSICURAZIONI SA	0	59.459	59.459
**D	ASR SCHADEVERZEKERING N.V.	0	71	71
**D	STICHTING ASR BEWAARDER	0	127.775	127.775
**D	N.V. AMERSFOORTSE ALGEMENE VERZEKERING M	0	23	23
**D	SECUREX LEVEN VERENIGING VOOR ONDERLINGE	0	240.612	240.612
**D	BAYERNINVEST KAG MBH	0	2.531.834	2.531.834
**D	FONDO GESTIELLE OBIETTIVO ITALIA DI ALETTI GESTIELLE S.G.R.	0	700.000	700.000
**D	FIDEURAM GESTIONS S.A. FIDEURAM FUND EQUITY EUROPE	0	55.000	55.000
**D	FIDEURAM GESTIONS S.A. FIDEURAM FUND EQUITY ITALY	0	400.000	400.000
**D	FIDEURAM GESTIONS S.A. FONDITALIA EQUITY ITALY	0	3.000.000	3.000.000
**D	INTERFUND SICAV INTERFUND EQUITY ITALY	0	620.000	620.000
**D	ALLIANZ GLOBAL INVESTOR ITALIA SGR SPA ALLIANZ AZIONI ITALIA	0	1.600.000	1.600.000
**D	S2G	0	1.132.209	1.132.209
**D	CPR AM	0	620.709	620.709
**D	AXA INVESTMENT MANAGERS PARIS	0	199.452	199.452
**D	MACIF GESTION	0	796.268	796.268
**D	AMUNDI	0	164.832	164.832
**D	ETOILE GESTION	0	646.618	646.618
**D	BROWN BROTHERS HARRIMAN TRUSTEE SERVICES (IRELAND) LIMITED	0	484.864	484.864
**D	HARTFORD INTERNATIONAL - GLOBAL EQUITY (EX-JAPAN) INDEX FUND	0	535.601	535.601
**D	ACBERNSTEIN	0	3.235	3.235
**D	SEI GLOBAL MASTER FUND PLC SEI INVESTMENTS	0	20.629	20.629
**D	PIONEER INVESTMENT MANAGEMENT SGRPA / AZIONARIO CRESCITA	0	1.584.004	1.584.004
**D	NAFIXIS AM	0	304.800	304.800
**D	ALLIANZGI GLOBAL EQUITY & CONVERTIBLE INCOME FUND	0	54.358	54.358
**D	PIONEER ASSET MANAGEMENT S.A.	0	1.669.832	1.669.832
**D	ROSSINI LUX FUND AZIONARIO EURO	0	41.000	41.000
**D	EEF EQUITY ITALY	0	1.307.000	1.307.000
**D	EEF EQUITY EUROPE LTE	0	819.000	819.000
**D	EIS PB EQUITY EUR	0	2.870.500	2.870.500
**D	EEF EQUITY EURO LTE	0	295.000	295.000
**D	EIS EUROPE EQUITIES	0	62.000	62.000
**D	EEF EQUITY ITALY LTE	0	973.000	973.000
**D	ROSSINI LUX FUND BILANCIATO	0	2.000	2.000
**D	EEF EQUITY UTILITIES LTE	0	89.000	89.000
**D	EIS FLEXIBLE BETA TOTAL RETURN	0	1.600.000	1.600.000
**D	EMAF DYNAMIC	0	40.000	40.000
**D	ARROWSTREET GLOBAL EQUITY ALPHA EXTENSION FUND	0	811.020	811.020
**D	UBS FUND MANAGEMENT (SWITZERLAND) AG	0	3.292.638	3.292.638
**D	UNITED FOOD + COMMERCIAL WORKERS INT PENSION PLAN FOR EMPLOYEES	0	57.200	57.200

Azionisti:

Azionisti in proprio: 2

Azionisti in delega: 4

1409

Pagina 20

Assemblea Ordinaria del 30 aprile 2013

LISTA ESITO DELLE VOTAZIONE
 Oggetto: Nomina del Collegio Sindacale

FAVOREVOLI alla LISTA 2

Badge	Ragione Sociale	Proprio	Delega	Totale
**D	PANAGORA DIVERSIFIED RISK MULTI-ASSET FUND LTD	0	26.631	26.631
**D	SDA INTERNATIONAL EQUITY INDEX FUND	0	142.000	142.000
**D	STICHTING MN SERVICES EUROPE EX UK EQUITY FUND	0	5.062	5.062
**D	NATIONAL COUNCIL FOR SOCIAL SECURITY FUND	0	9.318.490	9.318.490
**D	AEGON CUSTODY B.V.	0	383.563	383.563
**D	COLONIAL FIRST STATE INVESTMENT LTD	0	544.935	544.935
**D	COLONIAL FIRST STATE INVESTMENT LTD	0	878.809	878.809
**D	BRICKLAYERS + TROWEL TRADES INTERNATIONAL PENSION FUND	0	1.523.762	1.523.762
**D	STICHTING PENSIOENFONDS METAAL EN TECHNIEK	0	71.200	71.200
**D	LEGG MASON INVESTMENT (LUXEMBOURG) S.A.	0	2.386.608	2.386.608
**D	AGF GLOBAL VALUE FUND	0	41.568	41.568
**D	STANDARD LIFE INVESTMENT LIMITED	0	1.370.549	1.370.549
**D	AGF WORLD BALANCED FUND	0	109.168	109.168
**D	THE NOMURA TRUST AND BANKING CO LTD	0	297.300	297.300
**D	THE NOMURA TRUST AND BANKING CO LTD	0	210.294	210.294
**D	COUNTRYWIDE ASSURED PLC	0	3.724	3.724
**D	NATIONAL PENSION SERVICE.	0	126.205	126.205
**D	FRIENDS PROVIDENT LIFE AND PENSIONS EXCHANGE HOUSE	0	474.521	474.521
**D	STICHTING MN SERVICES AANDELENFONDS EUROPA	0	925.251	925.251
**D	LEGAL AND GENERAL ASSURANCE PENSIONS MANAGEMENT LIMITED	0	280.218	280.218
**D	IRISH LIFE ASSURANCE	0	46.308.650	46.308.650
**D	AQR GLOBAL STOCK SELECTION MASTER ACCOUNT LP	0	4.809.480	4.809.480
**D	AQR ABSOLUTE RETURN MASTER ACCOUNT LP	0	1.230.921	1.230.921
**D	AQR GLOBAL STOCK SELECTION HV MASTER ACCOUNT LTD	0	1.384.937	1.384.937
**D	MISSOURI LOCAL GOVERNMENT EMPLOYEES RETIREMENT SYSTEM	0	619.810	619.810
**D	AEGON CUSTODY B.V.	0	475.944	475.944
**D	AVIVA INVESTORS BALANCED MANAGED FUND	0	3.208.287	3.208.287
**D	LEGAL AND GENERAL ASSURANCE SOCIETY LIMITED	0	20.488	20.488
**D	AVIVA INVESTORS INTERNATIONAL INDEX TRACKING FUND	0	1.455.117	1.455.117
**D	ALPHA INTERNATIONAL SELECT EDGE STATE STREET FINANCIAL CENTER	0	135.934	135.934
**D	LYNX MULTI STRATEGY EUROPE FUND SSARIS ADVISORS LLC	0	40.455	40.455
**D	UBS FUND MANAGEMENT (LUXEMBOURG) SA	0	5.587	5.587
**D	AGF INTERNATIONAL STOCK CLASS	0	2.566.761	2.566.761
**D	AGF GLOBAL VALUE CLASS	0	1.177.986	1.177.986
**D	AGF EUROPEAN EQUITY CLASS	0	270.370	270.370
**D	LAZARD ASSET MANAGEMENT LTD.	0	1.376.833	1.376.833
**D	UBS (LUX) KEY SELECTION SICAV 2	0	1.253.020	1.253.020
**D	UBS (LUX) EQUITY SICAV	0	655.908	655.908
**D	UBS (LUX) STRATEGY XTRA SICAV	0	5.969	5.969
**D	UBS (LUX) SICAV 1	0	59.767	59.767
**D	TOWERS WATSON U.S. PENSION PLAN TRUST	0	47.857	47.857
**D	THE METHODIST HOSPITAL	0	252.875	252.875
**D		0	84.270	84.270

Azionisti:

Azionisti in proprio: 2

1411 Teste:

Azionisti in delega: 4

4

1409

Pagina 21

LISTA ESITO DELLE VOTAZIONE
Oggetto: Nomina del Collegio Sindacale

FAVOREVOLI alla LISTA 2

Badge	Ragione Sociale	Proprio	Delega	Totale
**D	XEROX CORPORATION RETIREMENT & SAVINGS PLAN	0	102.900	102.900
**D	NOVARTIS CORPORATION PENSION MASTER TRUST	0	74.330	74.330
**D	BARMENIA LEBENSVERSICHERUNG AG	0	600.000	600.000
**D	STATE FARM VARIABLE PRODUCT TRUST, INTERNATIONAL EQ INDEX F	0	160.263	160.263
**D	TEACHERS' RETIREMENT SYSTEM OF THE STATE OF ILLINOIS	0	1.064.238	1.064.238
**D	KAISER PERMANENTE MASTER TRUST	0	980.000	980.000
**D	HIRTLE CALLAGHAN TRUST INTERNATIONAL EQUITY PORTFOLIO	0	320.276	320.276
**D	HC CAPITAL TRUST- THE INSTITUTIONAL INTERNATIONAL EQUITY PTF	0	526.238	526.238
**D	ARKWRIGHT, LLC	0	16.487	16.487
**D	AMERICAN CANCER SOCIETY INC RETIREMENT ANNUITY PLAN	0	57.435	57.435
**D	KAISER FOUNDATION HOSPITALS	0	387.600	387.600
**D	FIDELITY INVESTMENT TRUST: FIDELITY TOTAL INT EQUITY FUND	0	214.767	214.767
**D	FIDELITY RUTLAND SQUARE TRUST II: STRATEGIC ADVISERS INT II F	0	519.400	519.400
**D	FIDELITY RUTLAND SQUARE TR II: STRAT ADV INT MULTI-MANAGER F	0	18.821	18.821
**D	FIDELITY INVESTMENT TRUST: FIDELITY SERIES INTVALUE FUND	0	16.488.322	16.488.322
**D	LONDON BOROUGH OF TOWER HAMLETS PENSION FUND	0	1.229.623	1.229.623
**D	CONOCOPHILLIPS PENSION PLAN	0	191.709	191.709
**D	FAMILY INVESTMENTS CHILD TRUST FUND	0	160.887	160.887
**D	FAMILY INVESTMENTS GLOBAL ICVC FAMILY BALANCED INT FUND	0	243.991	243.991
**D	JOHN HANCOCK VARIABLE INS. TRUST INTERNATIONAL CORE TRUST	0	3.108.844	3.108.844
**D	JOHN HANCOCK TRUST INTERNATIONAL EQUITY INDEX TRUST B	0	252.346	252.346
**D	NOTTINGHAMSHIRE COUNTY COUNCIL PENSION FUND	0	351.550	351.550
**D	JOHN HANCOCK FUNDS III INTERNATIONAL CORE FUND	0	4.885.225	4.885.225
**D	HSBC AS TRUSTEE FOR SSGA EUROPE EX UK EQUITY TRACKER FUND	0	229.975	229.975
**D	BNY MELLON TR+DEP ATF ST. JAMES'S PLACE GLOBAL EQ UNIT TR	0	488.162	488.162
**D	WELLS FARGO ADVANTAGE UTILITIES AND HIGH INCOME FUND	0	350.000	350.000
**D	WELLS FARGO ADVANTAGE GLOBAL DIVIDEND OPPORTUNITY FUND	0	3.300.000	3.300.000
**D	LAUDUS INTERNATIONAL MARKETMASTERS FUND	0	99.769	99.769
**D	SCHWAB INTERNATIONAL CORE EQUITY FUND	0	122.774	122.774
**D	SCHWAB INTERNATIONAL EQUITY ETF	0	652.456	652.456
**D	MANAGED PENSION FUNDS LIMITED	0	8.843.222	8.843.222
**D	CGE INVESTMENTS (NO. 2) S.A.R.L.	0	205.899	205.899
**D	JOHN HANCOCK VAR INS TRUST STRATEGIC EQUITY ALLOCATION TRUST	0	1.204.503	1.204.503
**D	JOHN HANCOCK FUNDS II STRATEGIC EQUITY ALLOCATION FUND	0	536.454	536.454
**D	US RETIREMENT TRUST	0	79.362	79.362
**D	IM RUSSELL ICVC - INTERNATIONAL GROWTH ASSETS FUND	0	124.092	124.092
**D	STAGECOACH GROUP PENSION SCHEME	0	467.800	467.800
**D	LAZARD ASSET MANAGEMENT LLC	0	3.186	3.186
**D	DB ADVISORS (CH) DBI WORLD EQUITY FUND	0	17.694	17.694
**D	MFS DEVELOPMENT FUNDS, LLC	0	2.020	2.020
**D	USAA MUTUAL FUNDS TRUST - USAA GLOBAL OPPORTUNITIES FUND	0	25.702	25.702
**D	ALLIANZBERNSTEIN BALANCED SHARES INC	0	12.970	12.970
**D	THE ALLIANCEBERNSTEIN POOLING PTF - ALLIANCEB VOL MNGM PTF	0	160.544	160.544

Azionisti:
Azionisti in proprio:

1411
2

Teste:
Azionisti in delega:

4
1409

Pagina 22

LISTA ESITO DELLE VOTAZIONE
 Oggetto: Nomina del Collegio Sindacale

FAVOREVOLI alla LISTA 2

Badge	Ragione Sociale	Proprio	Delega	Totale
**D	ALLIANCEBERNST VAR PROD SER F INC.ALLIANCEB DYN ASSET ALL PTF	0	17.694	17.694
**D	JOHN HANCOCK LIFE AND HEALTH INSURANCE COMPANY	0	319.507	319.507
**D	SISTERS OF MERCY OF NORTH CAROLINA FOUNDATION INC	0	4.411	4.411
**D	MUNDER INTERNATIONAL FUND-CORE EQUITY FUND	0	24.491	24.491
**D	RUSSELL TRUST CO COMMINGLED EMPLOYEE BENEFIT FUNDS TRUST	0	3.445.169	3.445.169
**D	METROPOLITAN LIFE INSURANCE COMPANY	0	202.963	202.963
**D	THE MASTER TRUST BK OF JP LTD: HITACHI FOREIGN EQ INDEX MF	0	152.032	152.032
**D	BT INSTITUTIONAL INTERNATIONAL SUSTAINABILITY SHARE FUND	0	121.958	121.958
**D	SPDR S+P WORLD EX AUSTRALIA FUND	0	6.522	6.522
**D	PENSION FUND OF SUMITOMO MITSUI BANKING CORPORATION	0	60.513	60.513
**D	GENERAL MOTORS HOURLY-RATE EMPLOYEES PENSION TRUST	0	445.842	445.842
**D	GMAM INVESTMENT FUNDS TRUST	0	1.190.848	1.190.848
**D	ENHANCED GLOBAL SERIES OF BLACKROCK QUANTITATIVE PARTNERS LP	0	70.773	70.773
**D	AMERICAN CENTURY QUANTITATIVE EQUITY FUNDS, INC. INT CORE EQ	0	23.400	23.400
**D	AMERICAN CENTURY WORLD MUTUAL FUNDS, INC. INTL VALUE	0	114.445	114.445
**D	AMERICAN CANCER SOCIETY END	0	52.823	52.823
**D	XEROX CANADA EMPLOYEES RETIREMENT PLAN	0	61.746	61.746
**D	JP TR SERV BK LTD ATF MATB MSCI KOKUSAI INDEX MOTHER F	0	510.202	510.202
**D	JP TR SERV BK LTD ATF FOR MATB MSCI INDEX SEL FUND- EUR PTF	0	2.877	2.877
**D	ENERGY INSURANCE MUTUAL LIMITED	0	51.599	51.599
**D	THE MASTER TR BK OF JP LTD ATF INVESCO DEV COUNT EQ INDEX M F	0	1.188	1.188
**D	ARCHITAS MULTI-MANAGER GLOBAL FUNDS UNIT TRUST	0	112.485	112.485
**D	AQR INTERNATIONAL EQUITY FUND II, L.P.	0	74.195	74.195
**D	AQR GLOBAL ENHANCED EQUITY FUND	0	216.220	216.220
**D	AXA INVESTMENT MANAGERS DEUTSCHLAND GMBH FOR AXA EUROPA	0	95.000	95.000
**D	AXA INVESTMENT MANAGERS DEUTSCHLAND GMBH FOR AXA WELT	0	45.000	45.000
**D	GENERAL CONFERENCE CORPORATION OF SEVENTH DAY ADVENTISTS	0	15.159	15.159
**D	AXA ROSENBERG EQUITY ALPHA TRUST	0	569.000	569.000
**D	UNITED TECHNOLOGIES CORPORATION EMPLOYEE SAVINGS PLAN	0	440.559	440.559
**D	THE MASTER TRUST BK OF JP LTD: RUSSELL GLB ENVIR TECH F	0	107.816	107.816
**D	RUSSELL INTERNATIONAL SHARES FUND	0	693.728	693.728
**D	RUSSELL GLOBAL OPPORTUNITIES FUND	0	1.575.841	1.575.841
**D	AMERICAN HEART ASSOCIATION	0	15.239	15.239
**D	MET INVESTOR SERIES TRUST-ALLIANC GLOBAL DYNAMIC ALL PTF	0	617.177	617.177
**D	MET INVESTORS SERIES TRUST- SCHROEDERS GLOBAL MULTI-ASSET PTF	0	43.470	43.470
**D	CADET HOLDINGS LIMITED	0	190.834	190.834
**D	COMBUSTION ENGINEERING 524(G) ASBESTOS PI TRUST	0	29.975	29.975
**D	CHRISTIAN SUPER	0	53.250	53.250
**D	CHEVRON MASTER PENSION TRUST	0	550.752	550.752
**D	CAISSE DE DEPOT ET PLACEMENT DU QUEBEC	0	7.543.568	7.543.568
**D	THE REGENTS OF THE UNIVERSITY OF CALIFORNIA	0	4.916.751	4.916.751
**D	DUKE ENERGY RETIREMENT SAVINGS PLAN	0	101.200	101.200
**D	MICROSOFT CORPORATION SAVINGS PLUS 401(K) PLAN	0	445.965	445.965

Azionisti:
 Azionisti in proprio:

1411 Azionisti in proprio: 2
 4 Azionisti in delega: 1409

Pagina 23

LISTA ESITO DELLE VOTAZIONE
Oggetto: Nomina del Collegio Sindacale

FAVOREVOLI alla LISTA 2

Badge	Ragione Sociale	Proprio	Delega	Totale
**D	PYRAMIS SELECT GLOBAL EQUITY TRUST	0	494.013	494.013
**D	PYRAMIS SELECT INTERNATIONAL EQUITY TRUST	0	960.456	960.456
**D	FIDELITY OVERSEAS FUND	0	18.477	18.477
**D	FIDELITY INTERNATIONAL DISCIPLINED EQUITY FUND	0	207.678	207.678
**D	FIDELITY INTERNATIONAL VALUE FUND	0	17.455	17.455
**D	FIDELITY GLOBAL OPPORTUNITIES FUND	0	3.000	3.000
**D	FIDELITY GLOBAL DISCIPLINED EQUITY FUND	0	125.878	125.878
**D	FIDELITY GLOBAL EQUITY INVESTMENT TRUST	0	18.602	18.602
**D	FIDELITY INTERNATIONAL EQUITY INVESTMENT TRUST	0	274.017	274.017
**D	F+C INSTITUTIONAL INVESTMENT FUNDS ICVC- INST GLB EO F	0	437.945	437.945
**D	F+C INSTITUTIONAL INVESTMENT FUNDS ICVC- INST EUROPEAN FUND	0	4.477.027	4.477.027
**D	FEDEX CORPORATION EMPLOYEES PENSION TRUST	0	169.982	169.982
**D	SOJECCI II LTEE	0	48.500	48.500
**D	STICHTING F AND C MULTI MANAGER EUROPEAN EQUITY ACTIVE	0	293.443	293.443
**D	STICHTING TRUST F AND C UNHEDGE	0	757.397	757.397
**D	STICHTING F AND C WERELDWIJD ENHANCED AANDELENFONDS	0	204.345	204.345
**D	UAW RETIREE MEDICAL BENEFITS TRUST	0	3.528.134	3.528.134
**D	AMERICAN INTERNATIONAL GROUP INC RETIREMENT PLAN	0	26.048	26.048
**D	SCHRODER GLOBAL BLEND FUND (CANADA)	0	44.099	44.099
**D	THE GM CANADA DOMESTIC TRUST	0	50.284	50.284
**D	THE GENERAL MOTORS CANADIAN HOURLY-RATE EMPL PENSION PLAN	0	217.985	217.985
**D	THE GENERAL MOTORS CANAD RETIREMENT PROGR FOR SALARIED EMPL	0	56.248	56.248
**D	KBR UK COMMON INVESTMENT FUND	0	171.800	171.800
**D	CITY OF HOPE	0	64.900	64.900
**D	BECKMAN RESEARCH INSTITUTE OF THE CITY OF HOPE	0	62.400	62.400
**D	CITY OF HOPE NATIONAL MEDICAL CENTER	0	31.300	31.300
**D	CENTRAL BANK OF TRINIDAD AND TOBAGO	0	1,657.189	1,657.189
**D	TIFF INVESTMENT PROGRAM, INC - TIFF MULTI-ASSET FUND	0	137.500	137.500
**D	TRANSAMERICA ALLIANCEBERNSTEIN DYNAMIC ALLOCATION VP	0	23.905	23.905
**D	INS CORP BRITISH COLOMBIA PP MGMT AND CONFIDENTIAL EMPLOYEES	0	44.500	44.500
**D	FIRST CHURCH OF CHRIST SCIENTIST	0	61.660	61.660
**D	ING DIRECT STREETWISE BALANCED INCOME FUND	0	14.437	14.437
**D	ING DIRECT STREETWISE BALANCED FUND	0	43.031	43.031
**D	ING DIRECT STREETWISE BALANCED GROWTH FUND	0	42.871	42.871
**D	ING DIRECT STREETWISE EQUITY GROWTH FUND	0	7.957	7.957
**D	STATE FARM MUTUAL FUND TRUST, INTERNATIONAL INDEX FUND	0	122.604	122.604
**D	MM MSCI EAFE INTERNATIONAL INDEX FUND	0	89.837	89.837
**D	GMO TAX-MANAGED GLOBAL BALANCED PORTFOLIO	0	254.396	254.396
**D	GMO AGGRESSIVE LONG/SHORT MASTER PORTFOLIO	0	785.066	785.066
**D	GMO IMPLEMENTATION FUND	0	3.999.369	3.999.369
**D	JANUS CAPITAL MANAGEMENT LLC	0	2.143	2.143
**D	JOHNSON & JOHNSON PENSION & SAVINGS PLANS MASTER TRUST	0	857.741	857.741
**D	SEASONS-SERIES TRUST ASSET ALLOCATION:DIVERSIFIED GROWTH PTF	0	24.302	24.302

242

LISTA ESITO DELLE VOTAZIONE
 Oggetto: Nomina del Collegio Sindacale

FAVOREVOLI alla LISTA 2

Badge	Ragione Sociale	Proprio	Delega	Totale
**D	SEASONS SERIES TRUST INTERNATIONAL EQUITY PORTFOLIO	0	84.739	84.739
**D	AARP EMPLOYEES' PENSION PLAN	0	91.881	91.881
**D	DWS EAFE EQUITY INDEX FUND	0	132.975	132.975
**D	STICHTING PHILIPS PENSIOENFONDS	0	1.220.388	1.220.388
**D	LEGG MASON FUNDS ICVC - LEGG MASON CONTINENTAL EUROPEAN EQ F	0	20.845	20.845
**D	SPDR MSCI ACWI IMI ETF	0	1.222	1.222
**D	RUSSELL INTERNATIONAL SHARES TRACKER FUND	0	195.953	195.953
**D	ALLIANCEBERNSTEIN INTERNATIONAL ALL-COUNTRY PASSIVE SERIES	0	161.500	161.500
**D	MARYLAND STATE RETIREMENT & PENSION SYSTEM	0	1.621.098	1.621.098
**D	MDPIM INTERNATIONAL EQUITY POOL	0	357.600	357.600
**D	MD EQUITY FUND	0	128.700	128.700
**D	MD INTERNATIONAL VALUE FUND	0	63.000	63.000
**D	MGI INTERNATIONAL EQUITY FUND	0	136.508	136.508
**D	COMPASS AGE LLC	0	97.283	97.283
**D	CORE STRATEGIES INVESTMENT FUND LLC	0	155.187	155.187
**D	RUSSELL INVESTMENT COMPANY PLC	0	2.094.216	2.094.216
**D	INTECH INTERNATIONAL FUND	0	39.785	39.785
**D	BLUE CROSS BLUE SHIELD OF KANSAS, INC	0	161.824	161.824
**D	NORTHROP GRUMMAN CORPORATION VEBIA MASTER TRUST I	0	35.264	35.264
**D	STATE OF NEW JERSEY COMMON PENSION FUND D	0	5.317.728	5.317.728
**D	SISTERS OF ST FRANCIS HEALTH SERVICES MASTER PENSION TRUST	0	135.317	135.317
**D	ONTARIO TEACHERS PENSION PLAN BOARD	0	4.350.450	4.350.450
**D	ONTARIO TEACHERS PENSION PLAN BOARD	0	1.325.850	1.325.850
**D	CANADA PENSION PLAN INVESTMENT BOARD	0	8.451.216	8.451.216
**D	CANADA PENSION PLAN INVESTMENT BOARD	0	591.500	591.500
**D	CANADA PENSION PLAN INVESTMENT BOARD	0	421.921	421.921
**D	CANADA PENSION PLAN INVESTMENT BOARD	0	5.843.493	5.843.493
**D	CANADA PENSION PLAN INVESTMENT BOARD	0	2.433.614	2.433.614
**D	STATE TEACHERS RETIREMENT SYSTEM OF OHIO	0	5.188.716	5.188.716
**D	PUBLIC EMPLOYEES RETIREMENT SYSTEM OF OHIO	0	271.908	271.908
**D	AGIC INTERNATIONAL + PREMIUM STRATEGY FUND	0	517.952	517.952
**D	COSMOPOLITAN INVESTMENT FUND	0	49.509	49.509
**D	THE PHILLIPS 66 UK PENSION PLAN	0	104.046	104.046
**D	PHILIPS ELECTRONICS NORTH AMERICA CORP MASTER RETIR TR	0	332.499	332.499
**D	WESTPAC INTERNATIONAL SHARE INDEX TRUST	0	134.567	134.567
**D	RETIREMENT AND SECY PROGRAM FOR EMPL/NTCA AND MEMBERS SYS	0	22.292	22.292
**D	SSGA DOW JONES SUSTAINABILITY WORLD EX-AUSTRALIA INDEX TRUST	0	1.043.258	1.043.258
**D	GMO GLOBAL EQUITY TRUST	0	49.044	49.044
**D	INTEL CORPORATION RETIREE MEDICAL PLAN TRUST	0	119.409	119.409
**D	ALASKA COMMON TRUST FUND	0	1.161.135	1.161.135
**D	STATE PUBLIC SECTOR SUPERANNUATION SCHEME	0	517.935	517.935
**D	PANAGORA DYNAMIC GLOBAL EQUITY FUND	0	520.443	520.443
**D	RIDGEWORTH INTERNATIONAL EQUITY INDEX FUND	0	276.376	276.376
**D	THE CB-UK PENSION COMMON INVESTMENT FUND	0		

Pagina 25

4
1409Teste:
2 Azionisti in delega:Azionisti:
Azionisti in proprio:

LISTA ESITO DELLE VOTAZIONE
Oggetto: Nomina del Collegio Sindacale

FAVOREVOLI alla LISTA 2

Badge	Regione Sociale	Proprio	Delega	Totale
**D	CHEVRON UK PENSION PLAN	0	143.348	143.348
**D	FLOURISH INVESTMENT CORPORATION	0	6.113.093	6.113.093
**D	GOV OF HM THE SULTAN AND YANG DI-PERTUAN OF BRUNEI DARUSSALAM	0	414.644	414.644
**D	GOVERNMENT PENSION FUND	0	34.198	34.198
**D	FLOURISH INVESTMENT CORPORATION	0	3.228.245	3.228.245
**D	HOME AFFAIRS UNIFORMED SERVICES (INVEST FUND)	0	2.078	2.078
**D	PEOPLE'S BANK OF CHINA	0	6.397.517	6.397.517
**D	PEOPLE'S BANK OF CHINA	0	5.720.275	5.720.275
**D	MINISTRY OF STRATEGY AND FINANCE	0	283.863	283.863
**D	MINISTRY OF STRATEGY AND FINANCE	0	59.836	59.836
**D	BEST INVESTMENT CORPORATION	0	324.249	324.249
**D	PEOPLE'S BANK OF CHINA	0	1.257.275	1.257.275
**D	DEUTSCHE DBI GLOBAL SHARES FUND	0	115.296	115.296
**D	SAL PENSION SCHEME	0	107.425	107.425
**D	HONG KONG SPECIAL ADMINISTRATIVE REGION GOVERNMENT-EXCHANGE F	0	341.606	341.606
**D	PEOPLE'S BANK OF CHINA	0	1.392.684	1.392.684
**D	GOVERNMENT OF THE PROVINCE OF ALBERTA	0	701.400	701.400
**D	ASIAN DEVELOPMENT BANK	0	1.073.230	1.073.230
**D	HONGKONG ELECTRIC DEFINED CONTRIBUTION SCHEME	0	20.935	20.935
**D	SSGA MSCI ACWI EX-USA INDEX NON-LENDING DAILY TRUST	0	135.791	135.791
**D	PEOPLE'S BANK OF CHINA	0	674.782	674.782
**D	PEOPLE'S BANK OF CHINA	0	1.333.188	1.333.188
**D	PEOPLE'S BANK OF CHINA	0	342.666	342.666
**D	CALIFORNIA PUBLIC EMPLOYEES RETIREMENT SYSTEM	0	27.172.218	27.172.218
**D	SSGA SPDR ETF5 EUROPE I PUBLIC LIMITED COMPANY	0	630.451	630.451
**D	STATE STREET GLOBAL ADVISORS EXEMPT UNIT TRUST	0	397.362	397.362
**D	SUNSUPER SUPERANNUATION FUND	0	1.219.818	1.219.818
**D	SUPERVALU INC. MASTER INVESTMENT TRUST	0	102.485	102.485
**D	TEACHER RETIREMENT SYSTEM OF TEXAS	0	2.551.573	2.551.573
**D	AXA SWISS INSTITUTIONAL FUND - EQUITIES GLOBAL EX SWITZERLAND	0	35.733	35.733
**D	PINEBRIDGE GLOBAL FUNDS	0	103.891	103.891
**D	METZLER INVESTMENT GMBH FOR MI-FONDS 415	0	1.333.563	1.333.563
**D	UBS (IRL) ETF PLC	0	1.572	1.572
**D	VANGUARD INV F ICVC- FTSE DEV WOR LD EX - U.K. EQ INDEX F	0	278.723	278.723
**D	VANGUARD INV F ICVC-VANGUARD FTSE DEV EUROPE EX-UK EQ INDEX F	0	538.245	538.245
**D	THE WELLINGTON TR COM NATIONAL ASS MULT COLLECT INV F TRUST	0	1.231.771	1.231.771
**D	THE WELLINGTON TR CO NAT ASS MULT C TR F TR, OPPORT EQ PTF	0	387.267	387.267
**D	THE WELLINGTON TR CO NAT ASS MULT COLLECTIVE INV F TRUST II	0	86.286	86.286
**D	WELLS FARGO ADVANTAGE DIVERSIFIED INTERNATIONAL FUND	0	48.100	48.100
**D	WELLS FARGOMASTER TRUST DIVERSIFIED STOCK PORTFOLIO	0	603.298	603.298
**D	WELLS FARGO MASTER TRUST INTERNATIONAL VALUE PORTFOLIO	0	688.400	688.400
**D	WSIB INVESTMENTS (PUBLIC EQUITIES) POOLED FUND TRUST	0	2.462.240	2.462.240
**D	WASHINGTON-STATE INVESTMENT BOARD	0	3.267.359	3.267.359

Azionisti:
Azionisti in proprio:

1411 Teste:
2

Azionisti in delega:
4

1409

Pagina 26

LISTA ESITO DELLE VOTAZIONE
 Oggetto: Nomina del Collegio Sindacale

FAVOREVOLI alla LISTA 2

Badge	Ragione Sociale	Proprio	Delega	Totale
**D	DB-RP PORTFOLIO LTD.	0	234.666	234.666
**D	NEW YORK STATE TEACHERS RETIREMENT SYSTEM	0	3.452.991	3.452.991
**D	SCOTTISH WIDOWS INV SOL F ICVC- FUNDAMENTAL INDEX GLB EQ F	0	293.123	293.123
**D	SCOTTISH WIDOWS INV SOLUTIONS F ICVC- EUROPEAN (EX UK) EQ FD	0	2.638.045	2.638.045
**D	PRUDENTIAL RETIREMENT INSURANCE & ANNUITY COMPANY	0	1.161.522	1.161.522
**D	PRUDENTIAL RETIREMENT INSURANCE & ANNUITY COMPANY	0	423.800	423.800
**D	WELLINGTON MANAGEMENT PORTFOLIOS (DUBLIN) PLC	0	11.897	11.897
**D	MANULIFE ASSET MANAGEMENT INTERNATIONAL EQUITY INDEX POOLED F	0	81.977	81.977
**D	EUROPE ALPHA COMMON TRUST FUND	0	540.665	540.665
**D	SS BK AND TRUST COMPANY INV FUNDS FOR TAXEXEMPT RETIREMENT PL	0	27.587.062	27.587.062
**D	DOW JONES SUSTAINABILITY WORLD INDEX NON-LENDING COMMON TR F	0	42.751	42.751
**D	STATE STREET GLOBAL ADVISORS, CAYMAN	0	10.569	10.569
**D	SSGA RUSSELL FD GL EX-US INDEX NONLENDING QP COMMON TRUST FUND	0	202.994	202.994
**D	SSGA ALL COUNTRY W EX-US INTEGR ALPHA SEL NON-LEND COMM TR F	0	228.182	228.182
**D	SSGA MSCI EUROPE SCREENED INDEX NON-LENDING COMMON TRUST FUND	0	163.170	163.170
**D	MSCI EAFE PROV SCREENED INDEX NON - LENDING COMMON TR FUND	0	117.201	117.201
**D	GLOBAL ADVANTAGE FUNDS - MAJOR MARKETS TEILFONDS	0	1.233.409	1.233.409
**D	STATE STREET GLOBAL ADVISORS LUXEMBOURG SICAV	0	147.014	147.014
**D	ALLIANZ GLOBAL INVESTORS FUND	0	619.680	619.680
**D	ALLIANZ SUISSE - STRATEGY FUND	0	37.785	37.785
**D	ALLIANZ EURO PROTECT DYNAMIC PLUS	0	265.380	265.380
**D	ALLIANZ HIGH DIVIDEND DISCOUNT	0	209.870	209.870
**D	GARANT DYNAMIC	0	151.477	151.477
**D	BLACKROCK GLOBAL INDEX FUNDS	0	30.074	30.074
**D	UNIVERSAL SHIPOWNERS MARINE INS ASS LTD EQUITY CLASS 3	0	47.522	47.522
**D	GOLDMAN SACHS FUNDS	0	347.357	347.357
**D	MARCH FUND	0	33.351	33.351
**D	SELECT INDEX SERIES	0	388.207	388.207
**D	UBS ETF-UBS-ETF DJ EURO STOXX 50	0	2.556.907	2.556.907
**D	UBS ETF	0	1.955.608	1.955.608
**D	F+C FUND	0	359.178	359.178
**D	ISHARES MSCI ACWI EX US UTILITIES SECTOR INDEX FUND	0	72.396	72.396
**D	ISHARES MSCI ACWI INDEX FUND	0	628.227	628.227
**D	ISHARES MSCI ACWI EX US INDEX FUND	0	433.844	433.844
**D	ISHARES S&P EUROPE 350 INDEX FUND	0	1.087.463	1.087.463
**D	ISHARES MSCI EAFE INDEX FUND	0	22.999.880	22.999.880
**D	ISHARES MSCI EAFE VALUE INDEX FUND	0	2.111.564	2.111.564
**D	ISHARES S&P GLOBAL UTILITIES SECTOR INDEX FUND	0	1.622.120	1.622.120
**D	ISHARES MSCI EMU INDEX FUND	0	4.098.219	4.098.219
**D	ISHARES MSCI ITALY INDEX FUND	0	10.713.911	10.713.911
**D	ISHARES MSCI KOKUSAI INDEX FUND	0	153.793	153.793
**D	ISHARES S&P GLOBAL INFRASTRUCTURE INDEX FUND	0	1.828.836	1.828.836
**D	ISHARES DOW JONES EPAC SELECT DIVIDEND INDEX FUND	0	3.508.639	3.508.639

Azionisti:
 Azionisti in proprio:

Teste:
 Azionisti in delega:

Pagina 27

4
1409

Assemblea Ordinaria del 30 aprile 2013

LISTA ESITO DELLE VOTAZIONE
 Oggetto: Nomina del Collegio Sindacale

FAVOREVOLI alla LISTA 2

Badge	Ragione Sociale	Proprio	Delega	Totale
**D	BLACKROCK INST TRUST CO NA INV FUNDSFOR EMPLOYEE BENEFIT TR	0	9.664.312	9.664.312
**D	ISHARES CORE MSCI EAFE ETF	0	292.530	292.530
**D	ISHARES CORE MSCI TOTAL INTERNATIONAL STOCK ETF	0	30.748	30.748
**D	ISHARES MSCI WORLD INDEX FUND	0	1.430	1.430
**D	ISHARES INTERNATIONAL FUNDAMENTAL INDEX FUND	0	266.550	266.550
**D	CONNECTICUT GENERAL LIFE INSURANCE COMPANY	0	51.157	51.157
**D	BLACKROCK CDN MSCI EAFE EQUITY INDEX FUND	0	56.909	56.909
**D	BLACKROCK CDN MSCI EAFE INDEX PLUS FUND	0	326.173	326.173
**D	ACWI EX-US INDEX MASTER PORTFOLIO OF MASTER INVESTMENT PTF	0	229.309	229.309
**D	RUSSELL DEVELOPED EX-U.S. LARGE CAP INDEX FUND B	0	69.070	69.070
**D	BGI MSCI EUROPE EQUITY INDEX FUND B	0	48.002	48.002
**D	BGI MSCI EAFE EQUITY INDEX NON-LENDABLE FUND B	0	1.976.736	1.976.736
**D	BP PENSION FUND	0	1.954.181	1.954.181
**D	RUSSELL INVESTMENT COMPANY II PLC	0	383.850	383.850
**D	SSGA INTERNATIONAL STOCK SELECTION FUND	0	1.209.338	1.209.338
**D	CUMBRIA LOCAL GOVERNMENT PENSION SCHEME	0	1.170.464	1.170.464
**D	INTERNATIONAL PAPER CO COMMINGLED INVESTMENT GROUP TRUST	0	1.099.474	1.099.474
**D	ELECTRONIC DATA SYSTEMS LTD RETIREMENT PLAN	0	287.400	287.400
**D	ELECTRONIC DATA SYSTEMS 1994 PENSION SCHEME	0	103.900	103.900
**D	IBM 401K PLUS PLAN	0	1.130.712	1.130.712
**D	OREGON PUBLIC EMPLOYEES RETIREMENT SYSTEM	0	1.958.533	1.958.533
**D	DEPARTMENT OF STATE LANDS	0	170.787	170.787
**D	PENSION FUND ASSOCIATION FOR LOCAL GOVERNMENT OFFICIALS	0	320.869	320.869
**D	SSGA GLOBAL INDEX PLUS TRUST	0	385.397	385.397
**D	IBM RETIREMENT PLAN	0	159.738	159.738
**D	IBM RETIREMENT PLAN	0	259.762	259.762
**D	STATE OF ALASKA RETIREMENT AND BENEFITS PLANS	0	198.312	198.312
**D	DIGNITY HEALTH	0	1.892	1.892
**D	COLLEGE RETIREMENT EQUITIES FUND	0	2.780.259	2.780.259
**D	COLLEGE RETIREMENT EQUITIES FUND	0	356.729	356.729
**D	TIAA-CREF INTERNATIONAL EQUITY INDEX FUND	0	2.494.459	2.494.459
**D	PACE INTERNATIONAL EQUITY INVESTMENTS	0	124.710	124.710
**D	RUSSELL INVESTMENT COMPANY INTERNATIONAL FUND	0	2.208.300	2.208.300
**D	RUSSELL INVESTMENT COMPANY GLOBAL EQUITY FUND	0	1.860.193	1.860.193
**D	REGIME DE RENTES DU MOUVEMENT DESJARDINS	0	11.076	11.076
**D	FONDS DESJARDINS PLACEMENTS COMPLEMENTAIRES	0	847.309	847.309
**D	STATE BOSTON RETIREMENT SYSTEM	0	100.571	100.571
**D	VALIC COMPANY I - INTERNATIONAL EQUITIES FUND	0	244.625	244.625
**D	VALIC COMPANY I - INTERNATIONAL EQUITIES FUND	0	330.307	330.307
**D	VALIC COMPANY I - INTERNATIONAL EQUITIES FUND	0	467.446	467.446
**D	FONDATION LUCIE ET ANDRE CHAGNON	0	123.100	123.100
**D	METROPOLITAN SERIES FUND MORGAN STANLEY EAFE INDEX PORTFOLIO	0	449.278	449.278
**D	STATE OF MINNESOTA	0	3.000.269	3.000.269

Azionisti:
 Azionisti in proprio:

1411
 2

Teste:
 Azionisti in delega:

4
 1409

Pagina 28

LISTA ESITO DELLE VOTAZIONE
Oggetto: Nomina del Collegio Sindacale

FAVOREVOLI alla LISTA 2

Badge	Ragione Sociale	Proprio	Delega	Totale
**D	STATE OF MINNESOTA	0	651.662	651.662
**D	RUSSELL INVESTMENT FUNDS NON-U.S. FUND	0	270.325	270.325
**D	ALAMEDA COUNTY EMPLOYEES' RETIREMENT ASSOCIATION	0	267.355	267.355
**D	MERCER NON-US CORE EQUITY FUND	0	662.813	662.813
**D	TRANSAMERICA MORGAN STANLEY ACTIVE INTL ALLOCATION VP	0	8.831	8.831
**D	JOHN HANCOCK INSURANCE COMPANY OF VERMONT	0	37.157	37.157
**D	INSURANCE CORPORATION OF BRITISH COLUMBIA	0	270.900	270.900
**D	SPDR MSCI ACWI EX-US ETF	0	166.318	166.318
**D	SPDR FTSE/MACQUARIE GLOBAL INFRASTRUCTURE 100 ETF	0	399.341	399.341
**D	SPDR S&P WORLD (EX-US) ETF	0	151.706	151.706
**D	SPDR S+P INTERNATIONAL UTILITIES SECTOR ETF	0	348.552	348.552
**D	ORANGE COUNTY EMPLOYEES RETIREMENT SYSTEM	0	170.902	170.902
**D	CONSOLIDATED EDISON RETIREMENT PLAN	0	961.947	961.947
**D	CONSOLIDATED EDISON RETIREMENT PLAN	0	732.935	732.935
**D	MORGAN STANLEY INSTITUTIONAL FD TR - GLOBAL STRATEGIST PTF	0	235.453	235.453
**D	THE UNIVERSAL INST F INC - GLOBAL TACT ASSET ALL PTF	0	32.073	32.073
**D	MONTANA BOARD OF INVESTMENTS	0	295.955	295.955
**D	ILLINOIS STATE BOARD OF INVESTMENT	0	271.826	271.826
**D	SACRAMENTO COUNTY EMPLOYEES RETIREMENT SYSTEM	0	596.600	596.600
**D	SSGA INTERNATIONAL EQUITIES INDEX TRUST	0	251.868	251.868
**D	SSGA WEALTH WEIGHTED GLOBAL EQUITIES INDEX TRUST	0	67.600	67.600
**D	SSGA MSCI LEAFE INDEX FUND	0	530.852	530.852
**D	STATE OF CONNECTICUT RETIREMENT PLANS & TRUST FUNDS	0	5.566.232	5.566.232
**D	SSGA WORLD INDEX EQUITY FUND	0	711.761	711.761
**D	SSGA ITALY INDEX EQUITY FUND	0	237.150	237.150
**D	SSGA EUROPE ALPHA EQUITY FUND I	0	254.580	254.580
**D	SSGA EMU INDEX EQUITY FUND	0	4.080.500	4.080.500
**D	SSGA UTILITIES INDEX EQUITY FUND	0	12.472	12.472
**D	SPDR MSCI EUROPE ETF	0	406.556	406.556
**D	SPDR MSCI EUROPE UTILITIES ETF	0	299.583	299.583
**D	SSGA EUROPE ENHANCED EQUITY FUND	0	807.185	807.185
**D	SSGA EUROPE INDEX EQUITY FUND	0	750.027	750.027
**D	SSGA EMU ALPHA EQUITY FUND I	0	1.246.548	1.246.548
**D	SSGA WORLD SRI INDEX EQUITY FUND	0	147.243	147.243
**D	AARGAUSISCHE PENSIONSKASSE	0	251.392	251.392
**D	ABBEY LIFE ASSURANCE COMPANY LIMITED	0	1.237.442	1.237.442
**D	PENSIONS MANAGEMENT (S.W.F.) LIMITED	0	81.717	81.717
**D	SCOTTISH WIDOWS OVERSEAS GROWTH INV F ICVC - EURO GROWTH F	0	1.018.591	1.018.591
**D	STATE STREET TRUSTEES LIMITED ATF SWIP CAPITAL TRUST	0	276.715	276.715
**D	MAJOR LEAGUE BASEBALL PLAYERS PENSION PLAN	0	484.184	484.184
**D	MAJOR LEAGUE BASEBALL PLAYERS PENSION PLAN	0	163.000	163.000
**D	SPDR DJ EURO STOXX 50 ETF	0	5.953.968	5.953.968
**D	INTERNATIONAL ALPHA SELECT COMMON TRUST FUND	0	686.417	686.417

Azionisti:

Azionisti in proprio: 2

Teste:

4

Azionisti in delega: 1409

Pagina 29

LISTA ESITO DELLE VOTAZIONE
 Oggetto: Nomina del Collegio Sindacale

FAVOREVOLI alla LISTA 2

Badge	Ragione Sociale	Proprio	Delega	Totale
**D	EUROPE INDEX PLUS COMMON TRUST FUND	0	159.839	159.839
**D	COMMON TRUST ITALY FUND	0	6.956.323	6.956.323
**D	WORLD INDEX OLUS SECURITIES LENDING COMMON TRUST FUND	0	181.857	181.857
**D	GE INVESTMENTS FUNDS, INC. - TOTAL RETURN FUND	0	252.440	252.440
**D	ISHARES II PUBLIC LIMITED COMPANY	0	30.478.355	30.478.355
**D	ISHARES PUBLIC LIMITED COMPANY	0	1.354.182	1.354.182
**D	ISHARES III PUBLIC LIMITED COMPANY	0	588.993	588.993
**D	ISHARES V PUBLIC LIMITED COMPANY	0	99.549	99.549
**D	ISHARES VI PUBLIC LIMITED COMPANY	0	8.356	8.356
**D	MAINSTAY 130/30 INTERNATIONAL FUND	0	408.318	408.318
**D	BLACKROCK AM DE FOR ISHARES EURO STOXX 50 (DE)	0	14.866.468	14.866.468
**D	BLACKROCK AM DE FOR ISHARES DJ EUROZONE SUST SCREENED (DE)	0	413.987	413.987
**D	BLACKROCK AM DE FOR ISHARES EURO STOXX (DE)	0	1.476.008	1.476.008
**D	BLACKROCK AM DE FOR ISHARES STOXX EUROPE LARGE 200 (DE)	0	22.198	22.198
**D	BLACKROCK AM DE FOR ISHARES STOXX EUROPE 600 (DE)	0	2.221.419	2.221.419
**D	ISHARES I INVESTGSC MIT TGV FOR ISHS STOXX EUR 600 UTILITIES	0	2.344.050	2.344.050
**D	FIDEURAM INVESTIMENTI SGR SPA - FIDEURAM ITALIA	0	200.000	200.000
**D	EURIZONCAPITAL SGR S.P.A. - EURIZON AZIONI ITALIA	0	5.607.751	5.607.751
**D	ERSEL ASSET MANAGEMENT SGR SPA - FONDERSEL PMI	0	180.000	180.000
**D	MULTILATERAL INVESTMENT GUARANTEE AGENCY	0	48.926	48.926
**D	BANK OF AMERICA OMNIBUS	0	47.521	47.521
**D	CONSTRUCTION AND BUILDING UNIONS	0	194.306	194.306
**D	QUEENSLAND INVESTMENT TRUST NO 2	0	222.616	222.616
**D	AMITY EUROPEAN FUND	0	180.000	180.000
**D	VICTORIAN SUPERANNUATION FUND	0	1.191.780	1.191.780
**D	OIC INTERNATIONAL EQUITIES FUND	0	54.569	54.569
**D	GOVERNMENT EMPLOYEES SUPERANNUATION BOARD	0	705.567	705.567
**D	BNYMTD (UK) AS TRUSTEE OF BLACKROCK CONTINENTAL EUROPE EQUITY TRY TRACKER FUND	0	2.811.680	2.811.680
**D	SANTANDER PREMIUM FD SUBFUND EU.EX UK EQUITIES ABBEY NAT. HOUSE	0	370.656	370.656
**D	ING EUROPA FUND	0	2.513.227	2.513.227
**D	ING FUNDS SERVICES, LLC	0	144.191	144.191
**D	ING GLOBAL VALUE CHOICE FUND	0	339.550	339.550
**D	ING INTERNATIONAL VALUE CHOISE FUND	0	36.436	36.436
**D	GUIDEMARK WORLD EX - US FUND	0	318.824	318.824
**D	CONSTRUCTION AND BUILDING UNIONS	0	205.256	205.256
**D	LSV NON-US EQUITY LLC	0	963.400	963.400
**D	TELSTRA SUPERANNUATION SCHEME	0	426.377	426.377
**D	THE PRUDENTIAL SERIES FUND GLOBAL PORTFOLIO	0	323.000	323.000
**D	AK STEEL CORORATION MASTER PENSION TRUST	0	279.533	279.533
**D	WISDOMTREE DEFA FUND	0	785.937	785.937
**D	WISDOMTREE GLOBAL EQUITY INCOME FUND	0	175.176	175.176
**D	WISDOMTREE DEFA EQUITY INCOME FUND	0	597.893	597.893
**D	WISDOMTREE INTERNATIONAL LARGE CAP DIVIDEND	0	458.721	458.721

Azionisti: 1411 Teste: 4
 Azionisti in proprio: 2 Azionisti in delega: 1409

Pagina 30

LISTA ESITO DELLE VOTAZIONE
Oggetto: Nomina del Collegio Sindacale

FAVOREVOLI alla LISTA 2

Badge	Ragione Sociale	Proprio	Delega	Totale
**D	WISDOMTREE INTERNATIONAL DIVIDEND	0	2.325.481	2.325.481
**D	NON-US EQUITY MANAGERS PORTFOLIO 1	0	245.364	245.364
**D	THE GREAT EASTERN LIFE ASSURANCE COMPANY LIMITED	0	30.059	30.059
**D	WISDOMTREE GLOBAL EX US UTILITIES FUND	0	301.520	301.520
**D	VISION POOLED SUPERANNUATION TRUST	0	125.146	125.146
**D	NONUS EQUITY MANAGERS PORTFOLIO 3 OFFSHORE MASTER L.P.	0	7.939	7.939
**D	CITY OF NEW YORK GROUP TRUST	0	960.911	960.911
**D	THE GREAT EASTERN LIFE ASSURANCE COMPANY LIMITED	0	24.290	24.290
**D	ING INTERNATIONAL HIGH DIVIDEND EQUITY INCOME FUND	0	156.813	156.813
**D	NON-US EQUITY MANAGERS PORTFOLIO 4	0	459.600	459.600
**D	MLC LIMITED	0	39.156	39.156
**D	GOLDMAN SACHS GMS ERISA GROUP TRUST	0	184.500	184.500
**D	ING INFRASTRUCTURE INDUSTRIALS AND MATERIALS FUND	0	1.384.960	1.384.960
**D	ING WISDOMTREE GLOBAL HIGH-YIELDING EQUITY INDEX PORTFOLIO	0	285.460	285.460
**D	ING INVESTMENT TRUST COMPANY	0	88.006	88.006
**D	ING INTERNATIONAL INDEX PORTFOLIO	0	261.976	261.976
**D	GS TACS MARKET CONTINGUOUS (INTL) LLC	0	741.272	741.272
**D	PRINCIPAL FUNDS INC INTERNATIONAL VALUE FUND 1	0	293.654	293.654
**D	INVESCO PERPETUAL GLOBAL EX UK ENHANCED INDEX FD	0	134.080	134.080
**D	INVESCO PERPETUAL GLOBAL EX UK CORE EQ. INDEX FUND	0	33.740	33.740
**D	NEWTON D. AND ROCHELLE F. BECHER FOUNDATION	0	13.380	13.380
**D	ING EURO STOXX 50 INDEX PORTFOLIO	0	2.110.058	2.110.058
**D	MARITIME SUPER	0	185.600	185.600
**D	BNY MELLON GLOBAL FUNDS PLC	0	71.218	71.218
**D	THE BANK OF KOREA	0	160.366	160.366
**D	ING INTERNATIONAL VALUE FUND	0	1.004.110	1.004.110
**D	UNIPENSION INVEST FMDA EUROPAEISKE AKTIER	0	601.981	601.981
**D	SEVENTH SWEDISH NATIONAL PENSION FUND - AP7 EQUITY FUND	0	4.555.266	4.555.266
**D	PRINCIPAL FUNDS INC. - INTERNATIONAL EQUITY INDEX FUND	0	388.279	388.279
**D	KNIGHTS OF COLUMBUS MASTER TRUST	0	76.978	76.978
**D	BLACKROCK S AND P QUALITY RANKINGS GLOBAL EQUITY MANAGED TRUST	0	55.400	55.400
**D	PENN SERIES DEVELOPED INTERNATIONAL INDEX FUND	0	53.172	53.172
**D	WILMINGTON MULTI-MANAGER INTERNATIONAL FUND	0	131.781	131.781
**D	INTERNATIONAL EQUITY COMMON TRUST FUND	0	419.112	419.112
**D	MAXIM INTERNATIONAL INDEX PORTFOLIO OF MAXIM SERIES FUND, INC	0	223.101	223.101
**D	WM POOL EQUITIES TRUST NO.38	0	313.391	313.391
**D	ADVANCED SERIES TRUST AST INTERNATIONAL VALUE PORTFOLIO	0	2.098.400	2.098.400
**D	PRUDENTIAL SERIES FUND SPINTEGRATIONAL VALUE PORTFOLIO	0	132.800	132.800
**D	ADVANCED SERIES TRUST-AST FI PYRAMIS ASSET ALLOCATION PORTFOLIO	0	325.485	325.485
**D	ADVANCED SERIES TRUST - AST ADVANCED STRATEGIES PORTFOLIO	0	950.900	950.900
**D	ADVANCED SERIES TRUST AST T. ROWE PRICE ASSET ALLOCATION PORTFOL.	0	43.460	43.460
**D	TARGET ASSET ALLOCATION FUNDS TARG ET MODERATE ALLOCATION FUND	0	35.400	35.400
**D	THE TARGET PORTFOLIO TRUST INTERNATIONAL EQUITY PORTFOLIOTFOLIO	0	361.000	361.000

Azionisti:

Azionisti in proprio:

1411

2 Azionisti in delega:

4

1409

Pagina 31

Assemblea Ordinaria del 30 aprile 2013

LISTA ESITO DELLE VOTAZIONE
Oggetto: Nomina del Collegio Sindacale

FAVOREVOLI alla LISTA 2

Badge	Ragione Sociale	Proprio	Delega	Totale
**D	PRUDENTIAL WORLD FUND INC - PRUDENTIAL INTERNATIONAL VALUE FUND	0	124.700	124.700
**D	TARGET ASSET ALLOCATION FUNDS- TARGET GROWTH ALLOCATION FUND	0	32.300	32.300
**D	ADVANCED SER TR AST SCHROEDERS MULTI-AS-WORLD STRATEGIC PORTFOLIO	0	524.342	524.342
**D	LEGG MASON GLOBAL FUNDS PLC-LM BATTERYMARCH EUROPEAN EQUITY FD	0	129.143	129.143
**D	PRINCIPAL FUNDS INC GLOBAL MULTI STRATEGY FUND	0	129.687	129.687
**D	BLACKROCK UTILITY AND INFRASTRUCTURE TRUST	0	604.300	604.300
**D	WINTON FUTURES FUND	0	592.161	592.161
**D	ADVANCED SERIES TRUST-AST SCHROEDERS GLOBAL TACTICAL PORTFOLIO	0	430.948	430.948
**D	CF CANLIFE GLOBAL INFRASTRUCTURE FUND	0	31.628	31.628
**D	STANLIB FUNDS LIMITED STANDARD BANK HOUSE	0	78.458	78.458
**D	ALLIANZ GLOBAL INVESTORS KAPITALANLA GESELSCHAFT MBH AG	0	3.436.137	3.436.137
**D	INVESTIN PRO F.M.B.A.	0	437.217	437.217
**D	ALLIANZ GLOBAL INVESTORS EUROPEGMH ALD FONDS	0	323.153	323.153
**D	PRINCIPAL VARIABLE CONTRACTS FUNDS INC- INTERNATIONAL EMERGING MARKETS ACCOUNT	0	188.898	188.898
**D	PRINCIPAL FUNDS INC- INTERNATIONAL GROWTH FUND	0	73.643	73.643
**D	ING INTERNATIONAL VALUE PORTFOLIO	0	319.010	319.010
**D	DBX MSCI EAFE CURRENCY -HEDGED EQUITY FUND	0	16.241	16.241
**D	WELLS FARGO AND COMPANY CASH BALANCE PLAN	0	91.491	91.491
**D	THE MEDICAL CENTRE INSURANCE COMPANY LTD.	0	41.608	41.608
**D	INTERNATIONAL BANK FOR RECONSTRUCTION AND DEVELOPMENT	0	48.887	48.887
**D	INTERNATIONAL BANK FOR RECONSTRUCTION AND DEVELOPMENT	0	443.069	443.069
**D	INTERNATIONAL BANK FOR RECONSTRUCTION AND DEVELOPMENT	0	435.036	435.036
**D	CF INTERNATIONAL STOCK INDEX FUND ONE	0	437.785	437.785
**D	DT INTERNATIONAL STOCK INDEX FUND ONE	0	701.450	701.450
**D	STICHTING CZ FUND DEPOSITARY	0	107.629	107.629
**D	APG-IS GLOBAL SUSTAINABILITY FUND	0	11.425	11.425
**D	ACHMEA PENSIOEN EN LEVENSVZERKERINGEN N.V.	0	2.372.790	2.372.790
**D	ACHMEA PENSIOEN EN LEVENSVZERKERINGEN N.V.	0	63.023	63.023
**D	ACHMEA REINSURANCE IRELAND LIMITED	0	19.475	19.475
**D	ACHMEA VARIABLE SECURITIES HEALTH FUND	0	223.176	223.176
**D	MCKINLEY CAPITAL MANAGEMENT FUND PLC	0	17.152	17.152
**D	MELLON INVESTMENT FUNDS ICVC NEWTON	0	693.152	693.152
**D	NEWTON EUROPEAN HIGHER INCOME FUNDUND	0	99.440	99.440
**D	STICHTING PENSIOENFONDS HORECA & CATERING	0	498.795	498.795
**D	STICHTING BEDRIJFSTAKENSIOEN FONDS VOORDE MEDIA PNO	0	167.500	167.500
**D	STICHTING DEPOSITARY APG DEVELOPED MARKETS EQUITY POOL	0	57.482.103	57.482.103
**D	ST BEDRIJFSTAKPFD V/H SCHILDERS-AFW- GLASZE	0	707.231	707.231
**D	STICHTING PENSIOENFONDS UWV	0	530.386	530.386
**D	ACHMEA UNIT LINKED BELEGGINGSFONDS	0	132.998	132.998
**D	DERBYSHIRE COUNTY COUNCIL SUPERANNUATION FUND	0	529.741	529.741
**D	MASSEY FERGUSON WORKS PENSION SCHEME	0	20.855	20.855
**D	RHM PENSION SCHEME	0	52.774	52.774
**D	LONDON BOROUGH OF CROYDON PENSION FUND	0	107.330	107.330

Azionisti:

Azionisti in proprio:

1411

Teste:

Azionisti in delega:

4
1409

Pagina 32

LISTA ESITO DELLE VOTAZIONE
 Oggetto: Nomina del Collegio Sindacale

FAVOREVOLI alla LISTA 2

Badge	Ragione Sociale	Proprio	Delega	Totale
**D	NATIONAL PENSIONS RESERVE FUND/COMMISSION	0	607.080	607.080
**D	NORTH YORKSHIRE PENSION FUND	0	752.756	752.756
**D	RBS GROUP PENSION FUND	0	4.048.900	4.048.900
**D	ESB GENERAL EMPLOYEES SUPERANNUATION SCHEME	0	440.330	440.330
**D	ASSOCIATED BRITISH FOODS PENSION SCHEME	0	205.000	205.000
**D	BUCKINGHAMSHIRE COUNTY COUNCIL PENSION FUND	0	70.639	70.639
**D	BOC PENSION INVESTMENT FUND	0	868.057	868.057
**D	CHESHIRE PENSION FUND	0	1.758.631	1.758.631
**D	CITY OF LONDON PENSION FUND	0	236.200	236.200
**D	STICHTING BEWAARNEMING APG-IS2	0	31.123	31.123
**D	BELEGGINGSPOL ACHMEA AANDELEN WERELD	0	236.018	236.018
**D	BELEGGINGSPOL ACHMEA	0	317.476	317.476
**D	STICHTING BEWAARDER ACHMEA BELEGGING SPPOOLS	0	8.602	8.602
**D	INTERPOLIS PENSIOENEN EUROPA POOL	0	421.344	421.344
**D	STICHTING ACHMEA GLOBAL EQUITY	0	150.715	150.715
**D	STICHTING RABOBANK PENSIOENFONDS	0	2.330.141	2.330.141
**D	STG PFDS V.D. GRAFISCHE	0	1.435.220	1.435.220
**D	BPL	0	3.692.407	3.692.407
**D	STICHTING PENSIOENFONDS CARIBISCH	0	30.049	30.049
**D	STG BEDRIJFSTAKPFDS V H	0	69.453	69.453
**D	PETEELAAR EFFECTENBEW INZ SNSRESP IND FND	0	952.242	952.242
**D	STICHTING PFDS VOOR DE TANDTECHNIEK	0	96.524	96.524
**D	PETEELAAR EFFECTENBEWAARDELIJFN.V.	0	60.000	60.000
**D	SRLV NV INZ. AAND. POOL INT. MNDT SNS ASSET MNG	0	130.000	130.000
**D	STG PFDS CORP EXPRESS MANDAAT ALLIANCE CAPITA	0	51.257	51.257
**D	STICHTING PENSIOENFONDS ELSEVIER	0	83.350	83.350
**D	STICHTING BEWAARDER INTERPOLIS PENSIOENEN BELEGGINGSPPOOLS	0	368.249	368.249
**D	ARK LIFE ASSURANCE COMPANY LIMITED	0	907.698	907.698
**D	THE PASSIVE GLOBAL SHARE TRUSTT	0	363.664	363.664
**D	AMY SCOTT WILLER TRUST 3	0	3.500	3.500
**D	SANDRA SCOTT PARKER TRUST 3	0	3.500	3.500
**D	KAREN ANN SCOTT DIXON TRUST 3	0	3.500	3.500
**D	WALTER DAVID SCOTT TRUST 3	0	3.500	3.500
**D	BLACKROCK LIFE LIMITED	0	17.936.762	17.936.762
**D	AMUNDI FUNDS INDEX EQUITY EURO	0	390.180	390.180
**D	AMUNDI FUNDS INDEX EUROPE ACCOUNT	0	469.766	469.766
**D	AMUNDI FUNDS SELECT EURO	0	1.348.242	1.348.242
**D	AMUNDI FUNDS EUROLAND VALUE	0	520.000	520.000
**D	STRUCTURA-ASYMMETRY EUROPE EQUITIES	0	61.367	61.367
**D	STRUCTURA - SMART EURO EQUITIES	0	365.663	365.663
**D	FONDACO ROMA EURO BALANCED CORE	0	63.753	63.753
**D	ECOFI ACTIONS SCR	0	33.135	33.135
**D	IBM FRANCE	0	201.000	201.000

Azionisti:

Azionisti in proprio:

1411

2 Azionisti in delega:

4

1409

Pagina 33

LISTA ESITO DELLE VOTAZIONE
 Oggetto: Nomina del Collegio Sindacale

FAVOREVOLI alla LISTA 2

Badge	Ragione Sociale	Proprio	Delega	Totale
**D	HAMELIN DIVERSIFIE FLEX II	0	22.814	22.814
**D	FORTIS INVESTMENT MANAGEMENT	0	389.120	389.120
**D	BOURBON 4	0	130.747	130.747
**D	UNIVERS CNP 1	0	686.899	686.899
**D	FC CARPIMKO	0	226.150	226.150
**D	CROISSANCE DIVERSIFIE	0	6.815	6.815
**D	CONCORDE 96	0	133.058	133.058
**D	CARPIMKO INTERNATIONAL	0	215.419	215.419
**D	IXIS FLAMME	0	133.800	133.800
**D	FCP NATIXIS IONIS	0	52.010	52.010
**D	I CROISSANCE	0	102.527	102.527
**D	CMD AGIRC IXIS D	0	418.446	418.446
**D	IXIS EURO ACTIONS	0	1.734.225	1.734.225
**D	CNP ASSUR PIERRE	0	98.359	98.359
**D	CNP ASSUR VALEURS	0	229.009	229.009
**D	FCP CARPIMKO EUROPE	0	287.738	287.738
**D	FCP CNP GGR	0	29.667	29.667
**D	ABP ACTIONS	0	2.278.547	2.278.547
**D	AREGE 2IC	0	102.368	102.368
**D	AREVA DIVERSIFIE OBLIGATAIRE	0	28.784	28.784
**D	NATIXIS ES ACTIONS EURO	0	106.791	106.791
**D	EVOLUTIS	0	594.891	594.891
**D	MEDI ACTIONS	0	1.000.000	1.000.000
**D	REUNICA CAAM ACTIONS	0	980.363	980.363
**D	FCP AMUNDI PULSACTIONS	0	778.517	778.517
**D	CAAM ACTIONS INTERNATIONALES	0	9.117	9.117
**D	CAAM ACTIONS RESTRUCTURATIONS	0	39.707	39.707
**D	QUERCUS	0	191.892	191.892
**D	GRD 2	0	30.302	30.302
**D	CAAM SELECT EURO	0	1.136.752	1.136.752
**D	CAAM ACTIONS EURO CA-ME	0	230.625	230.625
**D	CAAM MIDCAP EURO	0	27.352	27.352
**D	CAAM MIDVALEURS EUROPE	0	107.830	107.830
**D	SICAV AMUNDI SELECT EUROPE	0	640.000	640.000
**D	ACTIF CANTON CREDIT AGRICOLE	0	42.367	42.367
**D	APOLLINE 1 ACTIONS	0	610.994	610.994
**D	ATOUT QUANTEUROLAND	0	672.301	672.301
**D	CAAM INDICIA MEDIAN	0	310.276	310.276
**D	CAAM ACTIONS DURABLES	0	233.781	233.781
**D	ATOUT VERT HORIZON	0	78.378	78.378
**D	SICAV 5000	0	1.076.547	1.076.547
**D	SILVAFRANCE	0	894.046	894.046
**D	CAAM DYNALTON EUROPE (CA) - L025	0	231.891	231.891

Azionisti: 1411 Teste: 4
 Azionisti in proprio: 2 Azionisti in delega: 1409

Pagina 34

LISTA ESITO DELLE VOTAZIONE
 Oggetto: Nomina del Collegio Sindacale

FAVOREVOLI alla LISTA 2

Badge	Ragione Sociale	Proprio	Delega	Totale
**D	SICAV AMUNDI ACTIONS EURO ISR	0	1.172.297	1.172.297
**D	DYNALION MONDE PEA L997	0	75.750	75.750
**D	HYMNOS L113	0	16.901	16.901
**D	ATOUT EUROLAND	0	2.243.229	2.243.229
**D	ATOUT EUROPE MONDE	0	261.729	261.729
**D	FCPE DYNAMIQUE JAS HENNESSY & CO	0	745	745
**D	EPARGNE PRUDENCE THALES	0	39.741	39.741
**D	CAAM LABEL EQUILIBRE	0	192.059	192.059
**D	EVIAN A EQUILIBRE	0	10.486	10.486
**D	L.S. DYNAMIQUE	0	7.719	7.719
**D	N 1 RENDEMENT USINOR	0	14.132	14.132
**D	VOCATION MARCHE ARIANESPACE CONSEIL DE SURVEILLANCE DU FCP	0	3.905	3.905
**D	CAAM LABEL PRUDENCE	0	61.466	61.466
**D	CAAM LABEL DYNAMIQUE	0	82.404	82.404
**D	LV CHALLENGE	0	37.884	37.884
**D	ASSURDIX	0	1.226.143	1.226.143
**D	CAAM INDEX EURO	0	197.768	197.768
**D	CAAM INDEX EUROPE	0	15.307	15.307
**D	FCP AMUNDI INDEX JAPON	0	9.946	9.946
**D	CAAM RESA ACTIONS EURO	0	172.550	172.550
**D	ATOUT MODERATIONS	0	573.294	573.294
**D	FCPE AMUNDI RESA ESG ACTIONS EURO	0	493.019	493.019
**D	PPP-ISR	0	17.846	17.846
**D	A.A.-IDERAM-ISR	0	64.435	64.435
**D	CPR MM EURO ACTIONS	0	80.837	80.837
**D	FCP ARRCO LONG TERME C	0	337.216	337.216
**D	ABELIO-SR	0	168.342	168.342
**D	ADP ACTIONS	0	3.510	3.510
**D	FCPE ADPARGNE	0	6.376	6.376
**D	PREDICA ISR MONDE	0	57.179	57.179
**D	PREDICA ISR EUROPE	0	82.033	82.033
**D	FCP FMS 3	0	154.437	154.437
**D	FCP CRN SOGE ACTIONS	0	176.922	176.922
**D	FCP ALTIBEST	0	61.338	61.338
**D	FCP PREDIQUANT A2	0	219.268	219.268
**D	GRD 20	0	315.000	315.000
**D	I.P.I.E.E.S.	0	13.066	13.066
**D	TRIPLEO 2	0	1.451.936	1.451.936
**D	FCP LCL STRATEGIE 100	0	83.762	83.762
**D	FCP VILLIERS ALLEGRO	0	425.000	425.000
**D	CPR EUROLAND	0	996.738	996.738
**D	FCP CPR ACTIVE EUROPE	0	99.715	99.715
**D	FCP RSI EURO P	0	1.619.011	1.619.011

Azionisti: 1411 Teste: 4
 Azionisti in proprio: 2 Azionisti in delega: 1409

Pagina 35


LISTA ESITO DELLE VOTAZIONE
 Oggetto: Nomina del Collegio Sindacale

FAVOREVOLI alla LISTA 2

Badge	Ragione Sociale	Proprio	Delega	Totale
**D	FCP ICARE	0	157.393	157.393
**D	FDC A2	0	51.534	51.534
**D	FCPE TECHNIP DYNAMIQUE	0	10.208	10.208
**D	FCP LCL TRIPLE HORIZON AV (FEV 2011)	0	16.769	16.769
**D	AGIRA LARGE CAP EURO C	0	122.378	122.378
**D	VILLIERS ALTO	0	65.290	65.290
**D	FCP MEDI ACTIONS EURO	0	120.000	120.000
**D	FCP AMUNDI HORIZON	0	63.141	63.141
**D	CNP ASSUR VALEURS	0	54.042	54.042
**D	UFF TEMPO PEA	0	194.817	194.817
**D	FCP TONI ACTIONS 100	0	122.517	122.517
**D	VIVACCIO ACTIONS	0	1.295.201	1.295.201
**D	LBPAM ACTIONS INDICE	0	1.017.578	1.017.578
**D	LBPAM PROFIL 80 PEA	0	248.345	248.345
**D	LBPAM PROFIL 100	0	98.209	98.209
**D	FCP VILLIERS DIVERSIFIE CPR AM	0	767.788	767.788
**D	AMUNDI LOT53 FROZJ	0	91.490	91.490
**D	VANGUARD INVESTMENTS EUROPE SA	0	3.195.396	3.195.396
**D	ACADIAN INTERNATIONAL ALL-CAP FUND	0	230.431	230.431
**D	ARCHDIOCESE OF NEW YORK MASTER TRUST	0	107.800	107.800
**D	ACADIAN INTERNATIONAL EQUITY FUND L.P.	0	249.480	249.480
**D	RUSSELL GLOBAL EQUITY FUND	0	295.259	295.259
**D	RUSSELL GLOBAL EQUITY POOL	0	126.694	126.694
**D	ALASKA PERMANENT FUND CORPORATION	0	4.386.371	4.386.371
**D	EAFE EQUITY FUND	0	89.301	89.301
**D	EAFE EQUITY FUND	0	119.307	119.307
**D	AZL INTERNATIONAL INDEX FUND	0	344.692	344.692
**D	BELLSOUTH CORP RFA VEB TRUST FOR	0	34.220	34.220
**D	BELLSOUTH CORPORATION RFA VEB TRUST	0	194.112	194.112
**D	AAA NORTHERN CALIFORNIA NEVADA & UTAH INSURANCE EXCHANGE	0	203.075	203.075
**D	FLORIDA STATE BOARD OF ADMINISTRATION	0	261.038	261.038
**D	THE CLEVELAND CLINIC FOUNDATION	0	180.480	180.480
**D	CLEVELAND CLINIC HEALTH SYSTEM PENSION TRUST	0	75.518	75.518
**D	CENTRAL STATES SOUTHEAST AND SOUTHWEST AREAS PENSION FUND	0	1.241.800	1.241.800
**D	CONNECTICUT GENERAL LIFE INSURANCE COMPANY	0	65.754	65.754
**D	THE CANADA LIFE ASSURANCE COMPANY	0	3.628	3.628
**D	CORPORATION OF LONDON CITY'S CASH	0	500.600	500.600
**D	EMPLOYEES RETIREMENT SYSTEM OF BALTIMORECOUNTY	0	103.600	103.600
**D	DIEBOLD INCORPORATED MASTER PENSION TRUST	0	88.700	88.700
**D	ONTARIO POWER GENERATION INC	0	996.693	996.693
**D	ONTARIO POWER GENERATION INC	0	182.745	182.745
**D	BNY MELLON EMPLOYEE BENEFIT COLLECTIVE INVESTMENT FUND PLAN	0	5.906.629	5.906.629
**D	THE DUN AND BRADSTREET CORP DEFINED BENEFIT GROUP TRUST	0	87.712	87.712

Azionisti: 1411 Teste:
 Azionisti in proprio: 2 Azionisti in delega: 1409

Pagina 36



LISTA ESITO DELLE VOTAZIONE
 Oggetto: Nomina del Collegio Sindacale

FAVOREVOLI alla LISTA 2

Badge	Ragione Sociale	Proprio	Delega	Totale
**D	ADVANTAGE FUNDS INC - GLOBAL ALPHA FUND	0	26.178	26.178
**D	DREYFUS INDEX FUNDS INC DREYFUS INTERNATIONAL STC	0	278.459	278.459
**D	BNY MELLON FUNDS TRUST BNY MELLON INTL EQUITY INCOME FUND	0	22.200	22.200
**D	PANAGORA ASSET MANAGEMENT	0	1.918	1.918
**D	COUNTY EMPLOYEES ANNUITY AND BENEFIT FUND OF COOK COUNTY	0	173.868	173.868
**D	EVANGELICAL LUTHERAN CHURCH IN AMERICA BOARD OF PEN	0	150.021	150.021
**D	CBIS GLOBAL FUNDS PLC	0	70.000	70.000
**D	EDUCATIONAL EMPLOYEES' SUPP. RET. SYSTEM OF FAIRFAX COUNTY	0	283.265	283.265
**D	FAIRFAX COUNTY EMPLOYEES' RETIREMENT SYSTEM	0	93.100	93.100
**D	FIDELITY COMMONWEALTH TRUST II FLD INTERNAT ENCHANGED INDEX FUND	0	44.699	44.699
**D	FIDELITY CONCORD STREET TRUST: SPARTAN INTERNATIONAL INDEX FD	0	5.831.139	5.831.139
**D	FIRE AND POLICE PENSION ASSOCIATION OF COLOR	0	235.613	235.613
**D	FLORIDA RETIREMENT SYSTEM	0	454.187	454.187
**D	FLORIDA RETIREMENT SYSTEM	0	104.799	104.799
**D	FLORIDA RETIREMENT SYSTEM	0	5.179.488	5.179.488
**D	THE GREAT-WEST LIFE ASSURANCE COMPANY	0	57.476	57.476
**D	COUNSEL GLOBAL DIVIDEND	0	13.100	13.100
**D	CHRISTUS HEALTH	0	45.000	45.000
**D	BMO INTERNATIONAL EQUITY HEDGED TO CAD INDEX ETF	0	107.077	107.077
**D	KROGER COMPANY MASTER RETIREMENT TRUST	0	55.229	55.229
**D	KANSAS PUBLIC EMPLOYEES RETIREMENT	0	52.276	52.276
**D	UFCW CONSOLIDATED PENSION FUND	0	25.853	25.853
**D	LOS ANGELES COUNTY EMPLOYEES RETIREMENT ASSOCIATI	0	1.496.559	1.496.559
**D	FIREFIGHTERS RETIREMENT SYSTEM	0	52.300	52.300
**D	LUCENT TECHNOLOGIES INC. DEFINED CONTRIBUTION PLAN MASTER TRUST	0	2.807.044	2.807.044
**D	LONDON LIFE INSURANCE COMPANY	0	100.157	100.157
**D	LUCENT TECHNOLOGIES INC. MASTERPENSION TRUST	0	252.962	252.962
**D	LVIP SSGA DEVELOPED INTERNATIONAL 150 FU	0	1.267.459	1.267.459
**D	LVIP SSGA INTERNATIONAL INDEX FUND	0	654.852	654.852
**D	SHERIFFS PENSION AND RELIEF FUND	0	44.012	44.012
**D	LOUISIANA STATE EMPLOYEES' RETIREMENT SYSTEM	0	660.600	660.600
**D	TEACHERS' RETIREMENT SYSTEM OF LOUISIANA	0	33.625	33.625
**D	TEACHERS' RETIREMENT SYSTEM OF LOUISIANA	0	847.300	847.300
**D	MBC INVESTMENTS CORPORATION	0	8.555	8.555
**D	CITY OF MEMPHIS RETIREMENT SYSTEM	0	20.000	20.000
**D	MARCO CONSULTING GROUP TRUST 1	0	193.900	193.900
**D	EMPLOYEE RETIREMENT INCOME PLAN TRUST OF 3M COM	0	838.071	838.071
**D	MANVILLE PERSONAL INJURY SETTLEMENT TRUST	0	50.711	50.711
**D	MERCY INVESTMENT SERVICES	0	88.506	88.506
**D	PUBLIC EMPLOYEES RETIREMENT SYSTEM OF MISSISSIPPI	0	499.065	499.065
**D	MARS GMBH	0	1.492.135	1.492.135
**D	MINISTRY OF FINANCE OF THE REPUBLIC OF KAZAKHST	0	486.470	486.470
**D	TREASURER OF THE STATE OF NORTH CAROLINA EQUITY INVESTMENT FUND POOLED	0	2.038.549	2.038.549

255



LISTA ESITO DELLE VOTAZIONE
 Oggetto: Nomina del Collegio Sindacale

FAVOREVOLI alla LISTA 2

Badge	Ragione Sociale	Proprio	Delega	Totale
**D	TREASURER OF THE STATE OF NORTH CAROLINA EQUITY INVESTMENT FUND POOLED	0	2.820.727	2.820.727
**D	INTERNATIONAL EQUITY INCOME FUND	0	3.700	3.700
**D	ROGERSCASEY TARGET SOLUTIONS LLC.	0	140.503	140.503
**D	ROGERSCASEY TARGET SOLUTIONS LLC.	0	183.965	183.965
**D	PUBLIC EMPLOYEES RETIREMENT SYSTEM OF NEVADA	0	2.305.629	2.305.629
**D	RETIREMENT BENEFITS INVESTMENT FUND	0	19.715	19.715
**D	NEW YORK STATE DEFERRED COMPENSATION PLAN	0	55.351	55.351
**D	BELL ATLANTIC MASTER TRUST	0	86.600	86.600
**D	BELL ATLANTIC MASTER TRUST	0	183.566	183.566
**D	BELL ATLANTIC MASTER TRUST	0	645.762	645.762
**D	ONTARIO PENSION BOARD	0	950.898	950.898
**D	ONTARIO POWER GENERATION INC. PENSION PLAN	0	549.080	549.080
**D	OPEC FUND FOR INTERNATIONAL DEVELOPMENT	0	388.059	388.059
**D	PENSION FUND SOCIETY OF THE BANK OF MONTREAL	0	311.797	311.797
**D	POINT BEACH UNIT 1 AND UNIT 2 NO TRUST-ACCOUNTING MECHANISM	0	13.161	13.161
**D	PENSION FUND OF THE CHRISTIAN CHURCH	0	63.300	63.300
**D	CHRISTUS HEALTH CASH BALANCE PLAN	0	47.300	47.300
**D	PACIFIC GAS AND ELECTRIC QUALIFIED CPUC DECOMMISSIONING TRUST	0	226.584	226.584
**D	PANAGORA GROUP TRUST	0	19.245	19.245
**D	PG&E POSTRET. MEDICAL PLAN TR.MGMT & NONBARGAINING	0	13.642	13.642
**D	POOL REINSURANCE COMPANY LIMITED	0	554.962	554.962
**D	PENSION RESERVES INVESTMENT TRUST FUND.	0	2.064.071	2.064.071
**D	INDIANA PUBLIC EMPLOYEES RETIREMENT FUND	0	82.145	82.145
**D	INDIANA PUBLIC EMPLOYEES RETIREMENT FUND	0	198.334	198.334
**D	PUBLIC EMPLOYEE RETIREMENT SYSTEM OF IDAHO	0	301.237	301.237
**D	ARIZONA PSPRS TRUST	0	338.562	338.562
**D	CC & L ARROWSTREET EAFE EQUITY FUND	0	198.646	198.646
**D	SANTA BARBARA COUNTY EMPLOYEES RETIREMENT SYSTEM	0	52.229	52.229
**D	RENAISSANCE INTERNATIONAL DIVIDEND FUND	0	21.943	21.943
**D	RR DONNELLEY SAVING PLAN MASTER TRUST	0	78.668	78.668
**D	RUSSELL INSTITUTIONAL FUNDS LLC RUSSELL INTERNATIONAL EQUITY FD	0	444.300	444.300
**D	AON HEWITT GROUP TRUST	0	16.583	16.583
**D	SOUTHERN CALIFORNIA EDISON CO NUCLEAR FACILITIES Q	0	335.180	335.180
**D	AT&T UNION WELFARE BENEFIT TRUST	0	579.320	579.320
**D	SMITHFIELDS FOODS MASTER TRUST	0	143.296	143.296
**D	SEMPRA ENERGY PENSION MASTER TRUST	0	251.157	251.157
**D	SHELL PENSION TRUST	0	500.287	500.287
**D	SHELL PENSION TRUST	0	469.275	469.275
**D	SHELL PENSION TRUST	0	556.200	556.200
**D	STANISLAUS COUNTY EMPLOYEES RETIREMENT ASSOCIATION	0	131.800	131.800
**D	STATE OF WISCONSIN INVESTMENT BOARD	0	325.000	325.000
**D	STATE OF WISCONSIN INVESTMENT BOARD	0	2.522.800	2.522.800
**D	STATE OF WISCONSIN INVESTMENT BOARD	0	253.200	253.200

Azionisti:
 Azionisti in proprio:

2
 2 Azionisti in delega:

4
 1409

Pagina 38

LISTA ESITO DELLE VOTAZIONE
 Oggetto: Nomina del Collegio Sindacale

FAVOREVOLI alla LISTA 2

Badge	Ragione Sociale	Proprio	Delega	Totale
**D	STATE OF WISCONSIN INVESTMENT BOARD	0	2.415.574	2.415.574
**D	STATE OF WISCONSIN INVESTMENT BOARD	0	268.398	268.398
**D	STATE OF WISCONSIN INVESTMENT BOARD	0	2.968.074	2.968.074
**D	STATE OF WISCONSIN INVESTMENT BOARD	0	229.278	229.278
**D	TD EMERALD INTERNATIONAL EQUITYINDEX FUND	0	1.590.246	1.590.246
**D	TD INTERNATIONAL INDEX FUND	0	136.308	136.308
**D	TD EUROPEAN INDEX FUND	0	44.139	44.139
**D	SCHOOL EMPLOYEES RETIREMENT SYSTEM OF OHIO	0	316.200	316.200
**D	PUBLIC SECTOR PENSION INVESTMENT BOARD	0	2.757.554	2.757.554
**D	TEXAS EDUCATION AGENCY	0	1.901.794	1.901.794
**D	IMPERIAL INTERNATIONAL EQUITY POOL	0	519.200	519.200
**D	IMPERIAL GLOBAL EQUITY INCOME POOL	0	491.233	491.233
**D	TENNESSEE VALLEY AUTHORITY RETIREMENT SYSTEM	0	287.400	287.400
**D	TENNESSEE VALLEY AUTHORITY RETIREMENT SYSTEM	0	368.684	368.684
**D	UNITED CHURCH FUNDS INC	0	139.600	139.600
**D	ONTARIO POWER GENERATION INC	0	1.180.329	1.180.329
**D	THE UNIVERSITY OF MANITOBA PENSION PLAN (1970)	0	59.800	59.800
**D	UNIVERSITY OF GUELPH FOREIGN PROPERTY TRUST	0	216.313	216.313
**D	UNIVERSITY OF GUELPH FOREIGN PROPERTY TRUST	0	172.400	172.400
**D	UNIVERSITY OF GUELPH	0	50.700	50.700
**D	UNITED TECHNOLOGIES CORP. MASTER RETIREMENT TR	0	87.336	87.336
**D	WRIGHT INTERNATIONAL BLUE CHIPSEQUITIES FUND	0	39.101	39.101
**D	VEBA PARTNERSHIP N LP	0	402.172	402.172
**D	VIRGINIA RETIREMENT SYSTEM	0	761.818	761.818
**D	VIRGINIA RETIREMENT SYSTEM	0	1.550.898	1.550.898
**D	VERIZON MASTER SAVINGS TRUST	0	27.086	27.086
**D	WELLPOINT MASTER TRUST	0	171.470	171.470
**D	WEST VIRGINIA INVESTMENT MANAGEMENT BOARD	0	1.147.900	1.147.900
**D	SALVATION ARMY A CALIFORNIA CORPORATION	0	71.800	71.800
**D	CIBC INTERNATIONAL INDEX FUND	0	86.174	86.174
**D	CIBC EUROPEAN INDEX FUND	0	37.654	37.654
**D	CIBC POOLED INTERNATIONAL EQUITY INDEX FUND	0	29.929	29.929
**D	YORK UNIVERSITY PENSION FUND	0	223.600	223.600
**D	NET MAIN A C (NCB CLEARING SVCS)	0	325.300	325.300
**D	MEDIOLANUM GESTIONE FONDI SGR SPA- MEDIOLANUM FLESSIBILE ITA	0	2.000.000	2.000.000

Totale voti 1.540.944.535
 Percentuale votanti % 34,015517
 Percentuale Capitale % 16,387173

Azionisti: 1411 Testc: 4
 Azionisti in proprio: 2 Azionisti in delega: 1409

Assemblea Ordinaria del 30 aprile 2013ESITO VOTAZIONE

Oggetto : **Determ. retribuzione membri effettivi Coll. Sind.**

Hanno partecipato alla votazione:

-n° 1580 azionisti,

portatori di n° 4.530.122.366 azioni ordinarie, tutte ammesse al voto,


pari al 48,175582% del capitale sociale.

Hanno votato:

		% su Azioni Ordinarie Ammesse al voto
Favorevoli	4.165.186.767	91,944244
Contrari	225.382.998	4,975208
SubTotale	<u>4.390.569.765</u>	96,919452
Astenuti	128.107.601	2,827906
Non Votanti	11.445.000	0,252642
SubTotale	<u>139.552.601</u>	3,080548
Totale	<u>4.530.122.366</u>	100,000000



Ai sensi dell'art. 135-undecies del TUF **non sono computate** ai fini del calcolo della maggioranza e del capitale richiesto per l'approvazione della delibera numero **0** azioni pari al **0,000000%** delle azioni rappresentate in aula.



LISTA ESITO DELLE VOTAZIONE

Oggetto: Determ. retribuzione membri effettivi Coll. Sind.

CONTRARI

Badge	Ragione Sociale	Proprio	Delega	Totale
1568	CECCARELLI CLAUDIO	4.611	0	4.611
2989	BALDINI CLAUDIA	0	1.378	1.378
612	PALOMBO GIANLUCA	0	0	0
**D	BAYERNINVEST KAPITALANLAGEGESELLSCHAFT M	0	256.637	256.637
**D	NM5 GHDE SCH ACCOUNT	0	696.724	696.724
**D	WELLINGTON TRUST COMPANY, NATIONAL ASSOC	0	804	804
**D	WELLI TRUS NAT ASSOC COMMON TRUST FUNDS	0	17.583	17.583
**D	WELLINGTON TRUST COMP FUNDS II CORE BOND	0	1.348	1.348
**D	REGARD ACTIONS DEVELOPEMENT DURABLE	0	300.000	300.000
**D	CAPACITY FONDS INSTITUTIONEL-ACTIONS ETRANGERES PIB	0	128.737	128.737
**D	ROBECO CAPITAL GROWTH FUNDS	0	342.279	342.279
**D	OFI MULTI SELECT	0	84.682	84.682
**D	BLACKROCK INSTITUTIONAL POOLED FUND PLC	0	106.139	106.139
**D	NFS LIMITED	0	977.104	977.104
**D	LABOR PENSION FUND SUPERVISORY COMMITTEE	0	179.641	179.641
**D	LABOR PENSION FUND SUPERVISORY COMMITTEE-LABOR PENSION FUND 13.F. NO 172	0	241.494	241.494
**D	BLACKROCK WHOLESAL INDEXED INTERNATIONA	0	601.620	601.620
**D	BANCO CENTRAL DE TIMOR EST	0	155.978	155.978
**D	WSSP INTERNATIONAL EQUITIES TRUST	0	49.084	49.084
**D	PEOPLE'S BANK OF CHINA FOREIGN EXCH	0	7.004.000	7.004.000
**D	BLACKROCK GLOBAL LISTED INFRASTRUCTURE F	0	288.168	288.168
**D	BLACKROCK INDEXED ALL-COUNTRY EQUITY FUN	0	48.915	48.915
**D	BLACKROCK FISSION INDEXED INTL EQUITY FD	0	487.843	487.843
**D	AXA PREMIER VIP TRUST - MULTIMANGER INTE	0	126.834	126.834
**D	EQ ADVISORS TRUST - EQ/INTERNATIONAL COR	0	274.801	274.801
**D	EQ ADVISORS TST - ATM INTERNATIONAL PORT	0	407.433	407.433
**D	EQ ADVISORS TRUST- EQ/TEMPLETON GLOBAL E	0	56.873	56.873
**D	EQ ADVISORS TRUST - EQ/GLOBAL MULTI-SECT	0	369.190	369.190
**D	WYOMING RETIREMENT SYSTEM	0	212.939	212.939
**D	RETIREMENT INCOME PLAN OF SAUDI ARABIAN	0	91.645	91.645
**D	EQ ADVISORS TRUST: EQ/PUTNAM INTERNA	0	790.648	790.648
**D	NATIONWIDE INTERNATIONAL INDEX FUND	0	916.965	916.965
**D	NVIT INTERNATIONAL INDEX FUND	0	891.473	891.473
**D	BLACKROCK INDEX SELECTION FUND	0	5.528.640	5.528.640
**D	BLACKROCK SELECTION FUND	0	755.237	755.237
**D	THE MASTER TRUST BANK OF JAPAN, LTD. AS TRUSTEE FOR MTBC400045782	0	1.579.885	1.579.885
**D	THE MASTER TRUST BANK OF JAPAN, LTD. AS TRUSTEE FOR MUTB400045792	0	6.026.354	6.026.354
**D	MASTER INTERNATIONAL INDEX SERIES OF QUA	0	470.278	470.278
**D	MASTER TRUST FOR NATIONAL PENSION FD	0	118.309	118.309
**D	EQ ADVISORS TRUST-AXA TACTICAL MANAGER I	0	247.126	247.126
**D	THE HARTFORD GLOBAL RESEARCH FUND	0	13.288	13.288
**D	HARTFORD GLOBAL RESEARCH HLS	0	13.226	13.226
**D	THE HARTFORD INTERNATIONAL SMALL CO	0	190.013	190.013

Azionisti:
Azionisti in proprio:

171 Teste:

1 Azionisti in delega:

Pagina 1

4

170

LISTA ESITO DELLE VOTAZIONE

Oggetto: Determ. retribuzione membri effettivi Coll. Sind.

CONTRARI

Badge	Regione Sociale	Proprio	Delega	Totale
**D	MUNICIPAL EMPLOYEES PENSION PLAN	0	24.599	24.599
**D	NUCLEAR LIABILITIES FUND LIMITED	0	173.169	173.169
**D	KAUST INVESTMENTS SH LIMITED	0	509.253	509.253
**D	NATIONAL COUNCIL FOR SOCIAL SEC FUND	0	113.190	113.190
**D	A I DUPONT TESTAMENTARY TRUST	0	226.866	226.866
**D	CITY OF LOS ANGELES FIRE POLICE PLAN	0	344.818	344.818
**D	WHEELS COMMON INVESTMENT FUND	0	117.709	117.709
**D	IBM PENSION PLAN	0	540.229	540.229
**D	BAYERNINVEST KAG MBH	0	2.531.834	2.531.834
**D	MACIF GESTION	0	796.268	796.268
**D	STATE FARM VARIABLE PRODUCT TRUST, INTERNATIONAL EQ INDEX F	0	160.263	160.263
**D	BNY MELLON TR+DEP ATF ST. JAMES'S PLACE GLOBAL EQ UNIT TR	0	488.162	488.162
**D	IM RUSSELL ICVC - INTERNATIONAL GROWTH ASSETS FUND	0	124.092	124.092
**D	PUTNAM RETIREMENT INCOME FUND LIFESTYLE 2	0	1.009	1.009
**D	PUTNAM DYNAMIC RISK ALLOCATION FUND	0	35.815	35.815
**D	PUTNAM VARIABLE TRUST - PUTNAM VT GLOBAL ASSET ALLOCATION F	0	16.244	16.244
**D	PUTNAM DYNAMIC ASSET ALLOCATION GROWTH FUND	0	171.299	171.299
**D	PUTNAM DYNAMIC ASSET ALLOCATION BALANCED FUND	0	86.404	86.404
**D	PUTNAM DYNAMIC ASSET ALLOCATION CONSERVATIVE FUND	0	54.850	54.850
**D	PUTNAM RETIREMENT INCOME FUND LIFESTYLE 3	0	3.280	3.280
**D	PUTNAM TOTAL RETURN TRUST	0	101.771	101.771
**D	PUTNAM RETIREMENT ADVANTAGE GAA GROWTH PORTFOLIO	0	27.562	27.562
**D	PUTNAM RETIREMENT ADVANTAGE GAA BALANCE PORTFOLIO	0	16.690	16.690
**D	PUTNAM RETIREMENT ADVANTAGE GAA CONSERVATIVE PORTFOLIO	0	3.157	3.157
**D	PUTNAM RETIREMENT ADVANTAGE GAA INCOME STRATEGIES PORTFOLIO	0	5.509	5.509
**D	PUTNAM RETIREMENT ADVANTAGE GAA EQUITY PORTFOLIO	0	6.692	6.692
**D	PUTNAM TOTAL RETURN FUND, LLC	0	25.766	25.766
**D	THE STATE OF NEVADA	0	23.200	23.200
**D	PUTNAM DYNAMIC ASSET ALLOCATION EQUITY FUND	0	4.012	4.012
**D	MFS DEVELOPMENT FUNDS, LLC	0	2.020	2.020
**D	RUSSELL TRUST CO COMMINGLED EMPLOYEE BENEFIT FUNDS TRUST	0	3.445.169	3.445.169
**D	ENHANCED GLOBAL SERIES OF BLACKROCK QUANTITATIVE PARTNERS LP	0	70.773	70.773
**D	THE MASTER TRUST BK OF JP LTD: RUSSELL GLB ENVIR TECH F	0	107.816	107.816
**D	RUSSELL INTERNATIONAL SHARES FUND	0	693.728	693.728
**D	RUSSELL GLOBAL OPPORTUNITIES FUND	0	1.575.841	1.575.841
**D	CALVERT VP EAFE INTERNATIONAL INDEX PORTFOLIO	0	83.277	83.277
**D	MICROSOFT CORPORATION SAVINGS PLUS 401(K) PLAN	0	445.965	445.965
**D	CENTRAL BANK OF TRINIDAD AND TOBAGO	0	1.657.189	1.657.189
**D	STICHTING PHILIPS PENSIOENFONDS	0	1.220.388	1.220.388
**D	RUSSELL INTERNATIONAL SHARES TRACKER FUND	0	195.953	195.953
**D	RUSSELL INVESTMENT COMPANY PLC	0	2.094.216	2.094.216
**D	PUBLIC EMPLOYEES RETIREMENT SYSTEM OF OHIO	0	5.188.716	5.188.716
**D	PUTNAM WORLD TRUST	0	49.187	49.187

[Signature] Pagina 2

Azionisti: 171 Teste: 4
Azionisti in proprio: 1 Azionisti in delega: 170

LISTA ESITO DELLE VOTAZIONE

Oggetto: Determ. retribuzione membri effettivi Coll. Sind.

CONTRARI

Badge	Ragione Sociale	Proprio	Delega	Totale
**D	FLORISH INVESTMENT CORPORATION	0	3.228.245	3.228.245
**D	MINISTRY OF STRATEGY AND FINANCE	0	283.863	283.863
**D	PEOPLE'S BANK OF CHINA	0	1.392.684	1.392.684
**D	PEOPLE'S BANK OF CHINA	0	342.666	342.666
**D	CALIFORNIA STATE TEACHERS RETIREMENT SYSTEM	0	6.576.611	6.576.611
**D	THE WELLINGTON TR COM NATIONAL ASS MULT COLLECT INV F TRUST	0	1.231.771	1.231.771
**D	THE WELLINGTON TR CO NAT ASS MULT C TR F TR, OPPORT EQ PTF	0	387.267	387.267
**D	THE WELLINGTON TR CO NAT ASS MULT COLLECTIVE INV F TRUST II	0	86.286	86.286
**D	WELLINGTON MANAGEMENT PORTFOLIOS (DUBLIN) PLC	0	11.897	11.897
**D	BLACKROCK GLOBAL INDEX FUNDS	0	30.074	30.074
**D	ISHARES MSCI ACWI EX US UTILITIES SECTOR INDEX FUND	0	72.396	72.396
**D	ISHARES MSCI ACWI INDEX FUND	0	628.227	628.227
**D	ISHARES MSCI ACWI EX US INDEX FUND	0	433.844	433.844
**D	ISHARES S&P EUROPE 350 INDEX FUND	0	1.087.463	1.087.463
**D	ISHARES MSCI EAFE INDEX FUND	0	22.999.880	22.999.880
**D	ISHARES S&P GLOBAL UTILITIES SECTOR INDEX FUND	0	2.111.564	2.111.564
**D	ISHARES MSCI EMU INDEX FUND	0	1.622.120	1.622.120
**D	ISHARES MSCI ITALY INDEX FUND	0	4.098.219	4.098.219
**D	ISHARES MSCI KOKUSAI INDEX FUND	0	10.713.911	10.713.911
**D	ISHARES MSCI GLOBAL INFRASTRUCTURE INDEX FUND	0	153.793	153.793
**D	ISHARES DOW JONES EAPAC SELECT DIVIDEND INDEX FUND	0	1.828.836	1.828.836
**D	BLACKROCK INST TRUST CO NA INV FUNDSFOR EMPLOYEE BENEFIT TR	0	3.508.639	3.508.639
**D	ISHARES CORE MSCI EAFE ETF	0	9.664.312	9.664.312
**D	ISHARES CORE MSCI TOTAL INTERNATIONAL STOCK ETF	0	292.530	292.530
**D	ISHARES MSCI WORLD INDEX FUND	0	30.748	30.748
**D	ISHARES INTERNATIONAL FUNDAMENTAL INDEX FUND	0	1.430	1.430
**D	CONNECTICUT GENERAL LIFE INSURANCE COMPANY	0	266.550	266.550
**D	BLACKROCK CDN MSCI EAFE EQUITY INDEX FUND	0	51.157	51.157
**D	BLACKROCK CDN MSCI EAFE INDEX PLUS FUND	0	56.909	56.909
**D	ACWI EX-US INDEX MASTER PORTFOLIO OF MASTER INVESTMENT PTF	0	326.173	326.173
**D	RUSSELL DEVELOPED EX-U.S. LARGE CAP INDEX FUND B	0	229.309	229.309
**D	BGI MSCI EUROPE EQUITY INDEX FUND B	0	69.070	69.070
**D	BGI MSCI EAFE EQUITY INDEX NON-LENDABLE FUND B	0	48.002	48.002
**D	RUSSELL INVESTMENT COMPANY II PLC	0	1.976.736	1.976.736
**D	RUSSELL INVESTMENT COMPANY INTERNATIONAL FUND	0	383.850	383.850
**D	RUSSELL INVESTMENT COMPANY GLOBAL EQUITY FUND	0	2.208.300	2.208.300
**D	RUSSELL INVESTMENT FUNDS NON-U.S. FUND	0	1.860.193	1.860.193
**D	CONSOLIDATED EDISON RETIREMENT PLAN	0	270.325	270.325
**D	AARGAUISCHE PENSIONSKASSE	0	732.935	732.935
**D	GE INVESTMENTS FUNDS, INC. - TOTAL RETURN FUND	0	251.392	251.392
**D	ISHARES II PUBLIC LIMITED COMPANY	0	252.440	252.440
**D	ISHARES PUBLIC LIMITED COMPANY	0	30.478.355	30.478.355
**D	ISHARES PUBLIC LIMITED COMPANY	0	1.354.182	1.354.182

Azionisti:
Azionisti in proprio:171 Teste:
1 Azionisti in delega:4
170

Pagina 3

Assemblea Ordinaria del 30 aprile 2013

LISTA ESITO DELLE VOTAZIONE

Oggetto: Determ. retribuzione membri effettivi Coll. Sind.

CONTRARI

Badge	Ragione Sociale	Proprio	Delega	Totale
**D	ISHARES III PUBLIC LIMITED COMPANY	0	588.993	588.993
**D	ISHARES V PUBLIC LIMITED COMPANY	0	99.549	99.549
**D	ISHARES VI PUBLIC LIMITED COMPANY	0	8.356	8.356
**D	BLACKROCK AM DE FOR ISHARES EURO STOXX 50 (DE)	0	14.866.468	14.866.468
**D	BLACKROCK AM DE FOR ISHARES DJ EUROZONE SUST SCREENED (DE)	0	413.987	413.987
**D	BLACKROCK AM DE FOR ISHARES EURO STOXX (DE)	0	1.476.008	1.476.008
**D	BLACKROCK AM DE FOR ISHARES STOXX EUROPE LARGE 200 (DE)	0	22.198	22.198
**D	BLACKROCK AM DE FOR ISHARES STOXX EUROPE 600 (DE)	0	2.221.419	2.221.419
**D	ISHARES I INVESTGSC MIT TGV FOR ISHS STOXX EUR 600 UTILITIES	0	2.344.050	2.344.050
**D	BNYMTD (UK) AS TRUSTEE OF BLACKROCK CONTINENTAL EUROPE EQUITY TRY TRACKER FUND	0	2.811.680	2.811.680
**D	CONSTRUCTION AND BUILDING UNIONS SUPERANNUATION FUND	0	205.256	205.256
**D	BLACKROCK S AND P QUALITY RANKINGS GLOBAL EQUITY MANAGED TRUST	0	55.400	55.400
**D	BLACKROCK UTILITY AND INFRASTRUCTURE TRUST	0	604.300	604.300
**D	STANLIB FUNDS LIMITED STANDARD BANK HOUSE	0	78.458	78.458
**D	ACHMEA PENSIOEN EN LEVENSVZERKERINGEN N.V.	0	63.023	63.023
**D	ACHMEA REINSURANCE IRELAND LIMITED	0	19.475	19.475
**D	ACHMEA VARIABLE SECURITIES HEALTH FUND	0	223.176	223.176
**D	STICHTING PENSIOENFONDS UW	0	530.386	530.386
**D	ACHMEA UNIT LINKED BELEGINGSFONDSEN	0	132.998	132.998
**D	ESB GENERAL EMPLOYEES SUPERANNUATION SCHEME	0	440.330	440.330
**D	BELEGGINGSPOL ACHMEA RANDELEN WERELD	0	236.018	236.018
**D	BELEGGINGSPOL ACHMEA	0	317.476	317.476
**D	STICHTING BEWAARDER ACHMEA BELEGGING SPFOOLS	0	8.602	8.602
**D	STICHTING ACHMEA GLOBAL EQUITY	0	150.715	150.715
**D	STICHTING RABOBANK PENSIOENFONDS	0	2.330.141	2.330.141
**D	BLACKROCK LIFE LIMITED	0	17.936.762	17.936.762
**D	ECOFI ACTIONS SCR	0	33.135	33.135
**D	FCP TONI ACTIONS 100	0	122.517	122.517
**D	VIVACCIO ACTIONS	0	1.295.201	1.295.201
**D	LBPAM ACTIONS INDICE	0	1.017.578	1.017.578
**D	LBPAM PROFIL 80 PEA	0	248.345	248.345
**D	LBPAM PROFIL 100	0	98.209	98.209
**D	RUSSELL GLOBAL EQUITY FUND	0	295.259	295.259
**D	RUSSELL GLOBAL EQUITY POOL	0	126.694	126.694
**D	AZL INTERNATIONAL INDEX FUND	0	344.692	344.692
**D	CONNECTICUT GENERAL LIFE INSURANCE COMPANY	0	65.754	65.754
**D	CBIS GLOBAL FUNDS PFC	0	70.000	70.000
**D	PUBLIC EMPLOYEES RETIREMENT SYSTEM OF MISSISSIPPI	0	499.065	499.065
**D	TREASURER OF THE STATE OF NORTH CAROLINA EQUITY INVESTMENT FUND POOLED	0	2.038.549	2.038.549
**D	INDIANA PUBLIC EMPLOYEES RETIREMENT FUND	0	198.334	198.334
**D	RUSSELL INSTITUTIONAL FUNDS LLC RUSSELL INTERNATIONAL EQUITY FD	0	444.300	444.300
**D	SMITHFIELDS FOODS MASTER TRUST	0	143.296	143.296
**D	TEXAS EDUCATION AGENCY	0	1.901.794	1.901.794

Azionisti:

171

Teste:

1 Azionisti in delega:

Pagina 4

4

170

Assemblea Ordinaria del 30 aprile 2013

LISTA ESITO DELLE VOTAZIONE

Oggetto: Determ. retribuzione membri effettivi Coll. Sind.


CONTRARI

Badge *RA*	Ragione Sociale SERVIZIO TITOLI SPA RAPP. DESIGNATO EX ART. 135 UNDECIES TUF IN PERSONA DI VERONICA CICIRIELLO	Proprio	Delega	Totale
Totale voti	225.382.998	0	22	22
Percentuale votanti %	4,975208			
Percentuale Capitale %	2,396835			

263



171 Teste:
1 Azionisti in delega:



Pagina 5

4
170

Azionisti:
Azionisti in proprio:

Assemblea Ordinaria del 30 aprile 2013

LISTA ESITO DELLE VOTAZIONE

Oggetto: Determ. retribuzione membri effettivi Coll. Sind.

ASTENUTI

Badge	Ragione Sociale	Proprio	Delega	Totale
1935	PEDERSOLI LANFRANCO	6.016	0	6.016
3009	GIULIANI PAOLO EMILIO	0	66.966	66.966
612	PALOMBO GIANLUCA	0	0	0
**D	ARCA SGR FONDO ARCA AZIONI ITALIA	0	6.500.000	6.500.000
**D	ARCA SGR FONDO ARCA BB	0	1.500.000	1.500.000
**D	ANIMA SGR SPA - FONDO ANIMA ITALIA	0	4.500.000	4.500.000
**D	SCHWAB INTERNATIONAL INDEX FUND	0	916.467	916.467
**D	PYRAMIS GROUP TR FOR EMPLOYEES BENEF PLA	0	7.006.340	7.006.340
**D	PYRAMIS SELECT INTER EQ FUND LLC	0	222.366	222.366
**D	BB&C BOS FOR PYRAM GR TRUST FOR EMPL EMERG MM COM	0	253.103	253.103
**D	PYRAMIS GROUP TR FOR EMPLOYEES BENEF PLAN	0	179.067	179.067
**D	SCHWAB FUNDAMENTAL INTER LARGE COMP IN F	0	789.835	789.835
**D	IPAC SPECIALIST INV STR INT SHARE STR	0	167.800	167.800
**D	MULTIMIX WHOLESALE INT SHARES TRUST	0	72.400	72.400
**D	SAS TRUSTEE CORPORATION	0	534.212	534.212
**D	CAPITAL GUIDANCE (FUND) LTD	0	64.600	64.600
**D	FIDELITY INVESTMENTS MONEY MANAGEMENT INC	0	758	758
**D	WSSP INTERNATIONAL EQUITIES TRUST	0	138.200	138.200
**D	AUSCOAL SUPERANNUATION FUND	0	101.500	101.500
**D	BP MASTER TRUST FOR EMPLOYEE PENSION PLA	0	453.166	453.166
**D	ALTRIA CORPORATE SERVICES MASTER RETIREMENT TRUST	0	206.900	206.900
**D	SUPER FUNDS MANAG CORP SOUTH AUSTRALIA	0	301.900	301.900
**D	OPTIMIX WHOLESALE GLOBAL SHARE TRUST	0	206.033	206.033
**D	NEW YORK STATE COMMON RETIREMENT FUND	0	380.763	380.763
**D	VARIABLE PORTF - PYRAMIS INT EQUITY FUND	0	2.006.029	2.006.029
**D	YOUNG MENS CHRISTIAN ASSOC. RETIR FD	0	210.300	210.300
**D	KRAFT FOODS MASTER RETIREMENT TRUST	0	341.600	341.600
**D	DALLAS POLICE AND FIRE PENSION SYSTEM	0	119.616	119.616
**D	ENSIGN PEAK ADVISORS INC.	0	1.579.000	1.579.000
**D	HARTFORD LIFE INSURANCE COMPANY	0	197.844	197.844
**D	THE THOMSON HOLDINGS INC.GROUP PENSION PLAN TRUST	0	53.300	53.300
**D	RESURRECTION HEALTH CARE PENSION PLAN	0	18.440	18.440
**D	RESURRECTION HEALTH CARE	0	47.294	47.294
**D	WEST SUBURBAN RETIREMENT INCOME PLAN	0	6.234	6.234
**D	PERPETUAL ECONOMIC DIVERSIF. GLOBAL EQUI	0	58.474	58.474
**D	PERPETUAL SELECT INTERNAT SHARE FUND	0	37.937	37.937
**D	TECK COMINICO METALS LTD. PENSION PLAN F	0	111.800	111.800
**D	ELK VALLEY COAL MULTI UNIT MASTER TRUST	0	100.700	100.700
**D	THE UNITED CHURCH OF CANADA PENSION PLAN	0	115.600	115.600
**D	PACIFIC SALMON COMMISSION LSV	0	73.600	73.600
**D	THE BANK OF TOKYO-MITSUBISHI UFJ	0	29.024	29.024
**D	BBH B J T S RE CMA MFS EX-JAPAN GROWTH MOTHER FUND	0	180.891	180.891
**D	FCP CAMGEST VALEURS EURO	0	412.704	412.704

Azionisti:
Azionisti in proprio:243 1
Teste:
Azionisti in delega:4
242

Pagina 6

LISTA ESITO DELLE VOTAZIONE

Oggetto: Determ. retribuzione membri effettivi Coll. Sind.

ASTENUTI

Badge	Ragione Sociale	Proprio	Delega	Totale
**D	FCPE HORIZON EP. ACTION	0	50.000	50.000
**D	FCP GLOBAL EURO	0	375.326	375.326
**D	FCP GERISO	0	49.002	49.002
**D	FCP DIVERS D&O CAMGEST	0	85.002	85.002
**D	FCP CAMGESTION REUNICA	0	64.735	64.735
**D	FCP LITHIUM	0	595.728	595.728
**D	FCP BNP PARIBAS INDICE EURO	0	412.104	412.104
**D	FCP BNP PBAS EUROPE DIVIDENDE	0	1.230.155	1.230.155
**D	EASY ETF EURO STOXX 50	0	1.532.337	1.532.337
**D	FCP BNP PARIBAS ACTIONS EUROLAND	0	1.108.534	1.108.534
**D	FCP BNP ACTION EUROPE	0	37.043	37.043
**D	FUNDQUEST EUROPE MULTIM.	0	6.000	6.000
**D	PARVEST	0	4.221.865	4.221.865
**D	PARWORLD	0	409.361	409.361
**D	GA FUND B	0	324.273	324.273
**D	POOL L GLOBAL HIGH DIVIDEND EQUITY POOL	0	256.516	256.516
**D	BNP PARIBAS LI	0	1.266.213	1.266.213
**D	BNP PARIBAS FUND III NV	0	2.966.879	2.966.879
**D	CENTRAL FINANCE BOARD OF THE METHODI	0	50.000	50.000
**D	COLORADO PUBLIC EMPLOYEES RETIREMENT	0	2.224.433	2.224.433
**D	LSAAV, LLC	0	221.000	221.000
**D	FIDELITY INVEST INTL VALUD FD	0	278.735	278.735
**D	NAV CANADA PENSION PLAN	0	114.669	114.669
**D	DUKE ENERGY CORPORATION MASTER RET	0	219.200	219.200
**D	STATE UNIVERSITIES RETIREMENT SYSTEM	0	488.615	488.615
**D	NORTH DAKOTA STATE INVESTMENT BOARD	0	265.900	265.900
**D	CATERPILLAR INC INVEST TRUST	0	167.550	167.550
**D	CATERPILLAR INC MASTER RETIRE TRUST	0	868.908	868.908
**D	COVENANT HEALTH	0	30.600	30.600
**D	LSV INTERNATIONAL VALUE EQUITY TST	0	2.650.700	2.650.700
**D	PUBLIX SUPER MARKETS	0	61.400	61.400
**D	ADVOCATE HEALTH CARE NETWORK	0	529.700	529.700
**D	RET.PLAN FOR CHICAGO TRANSIT AUT.EMP	0	83.900	83.900
**D	MARSH E MCLENNAN RETIREMENT TRUST	0	168.700	168.700
**D	FIRE AND POLICE PENSION FUND SAN ANTONIO	0	195.700	195.700
**D	TRIAD FOUNDATION INC	0	19.200	19.200
**D	UTAH STATE RETIREMENT SYSTEMS	0	960.341	960.341
**D	CATERPILLAR INC GROUP INSURANCE PLAN TRUST	0	65.035	65.035
**D	TYCO ELECTRONICS DEFINED MASTER TRUST	0	71.000	71.000
**D	MUNICIPAL EMP ANNUITY E BEN FD CHICA	0	205.300	205.300
**D	CHILDREN'S HEALTHCARE ATLANTIA INC	0	235.635	235.635
**D	BELLSOUTH CORPORATE TRUST UNDER EXECUTIV	0	351.800	351.800
**D	BELLSOUTH TELECOMMUNICATIONS INC TRUSE	0	9.500	9.500

Azionisti:

Azionisti in proprio: 243

Teste: 4

Azionisti in delega: 242

Pagina 7

Assemblea Ordinaria del 30 aprile 2013

LISTA ESITO DELLE VOTAZIONE

Oggetto: Determ. retribuzione membri effettivi Coll. Sind.

ASTENUTI

Badge	Ragione Sociale	Proprio	Delega	Totale
**D	BELLSOUTH TELECOM EXECUTIVE BENEFIT	0	173.300	173.300
**D	HARTFORD INTERNATIONAL - GLOBAL EQUITY (EX-JAPAN) INDEX FUND	0	535.601	535.601
**D	NATIXIS AM	0	304.800	304.800
**D	ALLIANZGI GLOBAL EQUITY & CONVERTIBLE INCOME FUND	0	54.358	54.358
**D	ROSSINI LUX FUND AZIONARIO EURO	0	41.000	41.000
**D	EEF EQUITY ITALY	0	1.307.000	1.307.000
**D	EEF EQUITY EUROPE LTE	0	819.000	819.000
**D	EIS PB EQUITY EUR	0	2.870.500	2.870.500
**D	EEF EQUITY EURO LTE	0	295.000	295.000
**D	EIS EUROPE EQUITIES	0	62.000	62.000
**D	EEF EQUITY ITALY LTE	0	973.000	973.000
**D	ROSSINI LUX FUND BILANCIATO	0	2.000	2.000
**D	EEF EQUITY UTILITIES LTE	0	89.000	89.000
**D	EIS FLEXIBLE BETA TOTAL RETURN	0	1.600.000	1.600.000
**D	EMAF DYNAMIC	0	40.000	40.000
**D	SDA INTERNATIONAL EQUITY INDEX FUND	0	142.000	142.000
**D	COLONIAL FIRST STATE INVESTMENT LTD	0	1.523.762	1.523.762
**D	NATIONAL PENSION SERVICE.	0	474.521	474.521
**D	THE METHODIST HOSPITAL	0	84.270	84.270
**D	XEROX CORPORATION RETIREMENT & SAVINGS PLAN	0	102.900	102.900
**D	FIDELITY INVESTMENT TRUST: FIDELITY TOTAL INT EQUITY FUND	0	214.767	214.767
**D	FIDELITY RUTLAND SQUARE TRUST II: STRATEGIC ADVISERS INT II F	0	519.400	519.400
**D	FIDELITY RUTLAND SQUARE TR II: STRAT ADV INT MULTI-MANAGER F	0	18.821	18.821
**D	FIDELITY INVESTMENT TRUST: FIDELITY SERIES INTVALOE FUND	0	16.488.322	16.488.322
**D	LAUDUS INTERNATIONAL MARKETMASTERS FUND	0	99.769	99.769
**D	SCHWAB INTERNATIONAL CORE EQUITY FUND	0	122.774	122.774
**D	SCHWAB INTERNATIONAL EQUITY ETF	0	652.456	652.456
**D	STAGECOACH GROUP PENSION SCHEME	0	467.800	467.800
**D	GMAM INVESTMENT FUNDS TRUST	0	1.190.848	1.190.848
**D	XEROX CANADA EMPLOYEES RETIREMENT PLAN	0	61.746	61.746
**D	OBLATE INTERNATIONAL PASTORAL INVESTMENT TRUST	0	54.897	54.897
**D	CHEVRON MASTER PENSION TRUST	0	550.752	550.752
**D	DUKE ENERGY RETIREMENT SAVINGS PLAN	0	101.200	101.200
**D	PYRAMIS SELECT GLOBAL EQUITY TRUST	0	494.013	494.013
**D	PYRAMIS SELECT INTERNATIONAL EQUITY TRUST	0	960.456	960.456
**D	FIDELITY OVERSEAS FUND	0	18.477	18.477
**D	FIDELITY INTERNATIONAL DISCIPLINED EQUITY FUND	0	207.678	207.678
**D	FIDELITY INTERNATIONAL VALUE FUND	0	17.455	17.455
**D	FIDELITY GLOBAL OPPORTUNITIES FUND	0	3.000	3.000
**D	FIDELITY GLOBAL DISCIPLINED EQUITY FUND	0	125.878	125.878
**D	FIDELITY GLOBAL EQUITY INVESTMENT TRUST	0	18.602	18.602
**D	FIDELITY INTERNATIONAL EQUITY INVESTMENT TRUST	0	274.017	274.017
**D	SOJECCI II LTEE	0	48.500	48.500

266

Azionisti:
Azionisti in proprio:

243

Teste:
1 Azionisti in delega:

Pagina 8

242

LISTA ESITO DELLE VOTAZIONE

Oggetto: Determ. retribuzione membri effettivi Coll. Sind.

ASTENUTI

Badge	Ragione Sociale	Proprio	Delega	Totale
**D	THE GENERAL MOTORS CANADIAN HOURLY-RATE EMPL PENSION PLAN	0	217.985	217.985
**D	THE GENERAL MOTORS CANAD RETIREMENT PROGR FOR SALARIED EMPL	0	56.248	56.248
**D	INS CORP BRITISH COLOMBIA PP MGMT AND CONFIDENTIAL EMPLOYEES	0	44.500	44.500
**D	MDPIM INTERNATIONAL EQUITY POOL	0	357.600	357.600
**D	MD EQUITY FUND	0	128.700	128.700
**D	MD INTERNATIONAL VALUE FUND	0	63.000	63.000
**D	MGI INTERNATIONAL EQUITY FUND	0	136.508	136.508
**D	ONTARIO TEACHERS PENSION PLAN BOARD	0	1.325.850	1.325.850
**D	AGIC INTERNATIONAL + PREMIUM STRATEGY FUND	0	271.908	271.908
**D	RIDGEWORTH INTERNATIONAL EQUITY INDEX FUND	0	520.443	520.443
**D	CHEVRON UK PENSION PLAN	0	143.348	143.348
**D	GOVERNMENT OF THE PROVINCE OF ALBERTA	0	701.400	701.400
**D	PRUDENTIAL RETIREMENT INSURANCE & ANNUITY COMPANY	0	423.800	423.800
**D	ELECTRONIC DATA SYSTEMS LTD RETIREMENT PLAN	0	287.400	287.400
**D	ELECTRONIC DATA SYSTEMS 1994 PENSION SCHEME	0	103.900	103.900
**D	OREGON PUBLIC EMPLOYEES RETIREMENT SYSTEM	0	1.958.533	1.958.533
**D	DEPARTMENT OF STATE LANDS	0	170.787	170.787
**D	IBM RETIREMENT PLAN	0	259.762	259.762
**D	FONDATION LUCIE ET ANDRE CHAGNON	0	123.100	123.100
**D	STATE OF MINNESOTA	0	651.662	651.662
**D	MERCER NON-US CORE EQUITY FUND	0	662.813	662.813
**D	INSURANCE CORPORATION OF BRITISH COLUMBIA	0	270.900	270.900
**D	MAJOR LEAGUE BASEBALL PLAYERS PENSION PLAN	0	163.000	163.000
**D	EURIZONCAPITAL SGR S.P.A. - EURIZON AZIONI ITALIA	0	5.607.751	5.607.751
**D	BANK OF AMERICA OMNIBUS	0	47.521	47.521
**D	CONSTRUCTION AND BUILDING UNIONS SUPERANNUATION FUND	0	194.306	194.306
**D	WELLS FARGO BANK MINNESOTA NA	0	750	750
**D	AMITY EUROPEAN FUND	0	180.000	180.000
**D	GUIDEMARK WORLD EX - US FUND	0	318.824	318.824
**D	LSV NON-US EQUITY LLC	0	963.400	963.400
**D	TELSTRA SUPERANNUATION SCHEME	0	426.377	426.377
**D	THE PRUDENTIAL SERIES FUND GLOBAL PORTFOLIO	0	323.000	323.000
**D	NON-US EQUITY MANAGERS PORTFOLIO 4	0	459.600	459.600
**D	GOLDMAN SACHS GMS ERISA GROUP TRUST	0	184.500	184.500
**D	MARITIME SUPER	0	185.600	185.600
**D	INTERNATIONAL EQUITY COMMON TRUST FUND	0	419.112	419.112
**D	ADVANCED SERIES TRUST AST INTERNATIONAL VALUE PORTFOLIO	0	2.098.400	2.098.400
**D	PRUDENTIAL SERIES FUND SPINTERNATIONAL VALUE PORTFOLIO	0	132.800	132.800
**D	ADVANCED SERIES TRUST-AST FI PYRAMIS ASSET ALLOCATION PORTFOLIO	0	325.485	325.485
**D	ADVANCED SERIES TRUST - AST ADVANCED STRATEGIES PORTFOLIO	0	950.900	950.900
**D	TARGET ASSET ALLOCATION FUNDS TARG ET MODERATE ALLOCATION FUND	0	35.400	35.400
**D	THE TARGET PORTFOLIO TRUST INTERNATIONAL EQUITY PORTFOLIOTFOLIO	0	361.000	361.000
**D	PRUDENTIAL WORLD FUND INC - PRUDENTIAL INTERNATIONAL VALUE FUND	0	124.700	124.700

Azionisti:

Azionisti in proprio:

243

1

Azionisti in delega:

242

Pagina 9

4

242

LISTA ESITO DELLE VOTAZIONE

Oggetto: Determ. retribuzione membri effettivi Coll. Sind.

ASTENUTI

Badge	Ragione Sociale	Proprio	Delega	Totale
**D	TARGET ASSET ALLOCATION FUNDS- TARGET GROWTH ALLOCATION FUND	0	32.300	32.300
**D	PRINCIPAL VARIABLE CONTRACTS FUNDS INC- INTERNATIONAL EMERGING MARKETS ACCOUNT	0	188.898	188.898
**D	INTERNATIONAL BANK FOR RECONSTRUCTION AND DEVELOPMENT	0	48.887	48.887
**D	INTERNATIONAL BANK FOR RECONSTRUCTION AND DEVELOPMENT	0	443.069	443.069
**D	CITY OF LONDON PENSION FUND	0	236.200	236.200
**D	IBM FRANCE	0	201.000	201.000
**D	HAMELIN DIVERSIFIE FLEX II	0	22.814	22.814
**D	FORTIS INVESTMENT MANAGEMENT	0	389.120	389.120
**D	BOURBON 4	0	130.747	130.747
**D	FC CARPIMKO	0	686.899	686.899
**D	CROISSANCE DIVERSIFIE	0	226.150	226.150
**D	CONCORDE 96	0	6.815	6.815
**D	CARPIMKO INTERNATIONAL	0	133.058	133.058
**D	IXIS FLAMME	0	215.419	215.419
**D	FCP NATIXIS IONIS	0	133.800	133.800
**D	I CROISSANCE	0	52.010	52.010
**D	CMD AGIRC IXIS D	0	102.527	102.527
**D	IXIS EURO ACTIONS	0	418.446	418.446
**D	CNP ASSUR PIERRE	0	1.734.225	1.734.225
**D	CNP ASSUR VALEURS	0	98.359	98.359
**D	FCP CARPIMKO EUROPE	0	229.009	229.009
**D	FCP CNP GGR	0	287.738	287.738
**D	ABP ACTIONS	0	29.667	29.667
**D	AREGE 2IC	0	2.278.547	2.278.547
**D	AREVA DIVERSIFIE OBLIGATAIRE	0	102.368	102.368
**D	NATIXIS ES ACTIONS EURO	0	28.784	28.784
**D	ARCHDIOCESE OF NEW YORK MASTER TRUST	0	106.791	106.791
**D	CENTRAL STATES SOUTHEAST AND SOUTHWEST AREAS PENSION FUND	0	107.800	107.800
**D	CORPORATION OF LONDON CITY'S CASH	0	1.241.800	1.241.800
**D	EMPLOYEES RETIREMENT SYSTEM OF BALTIMORECOUNTY TRUST	0	500.600	500.600
**D	DIEROLD INCORPORATED MASTER PENSION SYSTEM	0	103.600	103.600
**D	FAIRFAX COUNTY EMPLOYEES' RETIREMENT SYSTEM	0	88.700	88.700
**D	FIREFIGHTERS RETIREMENT SYSTEM	0	93.100	93.100
**D	TEACHERS' RETIREMENT SYSTEM OF LOUISIANA	0	52.300	52.300
**D	PENSION FUND SOCIETY OF THE BANK OF MONTREAL	0	847.300	847.300
**D	PENSION FUND OF THE CHRISTIAN CHURCH	0	311.797	311.797
**D	SHELL PENSION TRUST	0	63.300	63.300
**D	SHELL PENSION TRUST	0	500.287	500.287
**D	STANISLAUS COUNTY EMPLOYEES RETIREMENT ASSOCIATION	0	556.200	556.200
**D	TENNESSEE VALLEY AUTHORITY RETIREMENT SYSTEM	0	131.800	131.800
**D	UNITED CHURCH FUNDS INC	0	368.684	368.684
**D	THE UNIVERSITY OF MANITOBA PENSION PLAN (1970)	0	139.600	139.600
**D		0	59.800	59.800

Azionisti:
Azionisti in proprio:243
1Teste:
Azionisti in delega:4
242

LISTA ESITO DELLE VOTAZIONE


Oggetto: Determ. retribuzione membri effettivi Coll. Sind.


ASTENUTI

Badge	Ragione Sociale	Proprio	Delega	Totale
**D	UNIVERSITY OF GUELPH FOREIGN PROPERTY TRUST	0	172.400	172.400
**D	UNIVERSITY OF GUELPH	0	50.700	50.700
**D	WEST VIRGINIA INVESTMENT MANAGEMENT BOARD	0	1.147.900	1.147.900
**D	SALVATION ARMY A CALIFORNIA CORPORATION	0	71.800	71.800
**D	YORK UNIVERSITY PENSION FUND	0	223.600	223.600
**D	NET MAIN A C (NCB CLEARING SVCS)	0	325.300	325.300

Totale voti 128.107.601
 Percentuale votanti % 2,827906
 Percentuale Capitale % 1,362360

269


 4
 242
 Pagina 11


 243 Teste:
 1 Azionisti in delega.

Azionisti:
 Azionisti in proprio:

Assemblea Ordinaria del 30 aprile 2013

LISTA ESITO DELLE VOTAZIONE

Oggetto: Determ. retribuzione membri effettivi Coll. Sind.

NON VOTANTI

Badge	Ragione Sociale	Proprio	Delega	Totale
612	PALOMBO GIANLUCA	0	0	0
**D	UBI PRAM SGR/ UBI PRAM AZIONI ITALIA	0	2.000.000	2.000.000
**D	CHALLENGE FUNDS	0	690.000	690.000
**D	FONDO GESTIELLE OBIETTIVO ITALIA DI ALETTI GESTIELLE S.G.R.	0	700.000	700.000
**D	FIDEURAM GESTIONS S.A. FIDEURAM FUND EQUITY EUROPE	0	55.000	55.000
**D	FIDEURAM GESTIONS S.A. FIDEURAM FUND EQUITY ITALY	0	400.000	400.000
**D	FIDEURAM GESTIONS S.A. FONDITALIA EQUITY ITALY	0	3.000.000	3.000.000
**D	INTERFUND SICAV INTERFUND EQUITY ITALY	0	620.000	620.000
**D	ALLIANZ GLOBAL INVESTOR ITALIA SGR SPA ALLIANZ AZIONI ITALIA	0	1.600.000	1.600.000
**D	FIDEURAM INVESTIMENTI SGR SPA - FIDEURAM ITALIA	0	200.000	200.000
**D	ERSEL ASSET MANAGEMENT SGR SPA - FONDERSEL PMI	0	180.000	180.000
**D	MEDIOLANUM GESTIONE FONDI SGR SPA- MEDIOLANUM FLESSIBILE ITA	0	2.000.000	2.000.000

Totale voti 11.445.000

Percentuale votanti % 0,252642

Percentuale Capitale % 0,121712

Azionisti:
Azionisti in proprio:11
0Teste:
Azionisti in delega:1
11

Pagina 12

LISTA ESITO DELLE VOTAZIONE

Oggetto: Determ. retribuzione membri effettivi Coll. Sind.

FAVOREVOLI

Badge	Ragione Sociale	Proprio	Delega	Totale
1655	DORI CARLO	1.250	1.250	2.500
1657	MARINI VINCENZO	500	0	500
1948	PETRICCA ALBERTO	2.835	0	2.835
2770	GRANITO VINCENZO	1.753	0	1.753
612	PALOMBO GIANLUCA	0	0	0
**D	BNP PARIBAS INVESTMENT PARTNERS SGR S.P.A. GESTORE DEL FONDO BNL AZIONI ITALIA	0	500.000	500.000
**D	SDV METZLER INVESTMENT F30	0	210.250	210.250
**D	SDV METZLER INVESTMENT F26	0	343.653	343.653
**D	GMO TAX-MANAGED INTERNATIONAL EQUITIES F	0	1.955.740	1.955.740
**D	GMO ERISA POOL	0	4.782.693	4.782.693
**D	GMO INTERNATIONAL INTRINSIC VALUE FUND	0	39.801.863	39.801.863
**D	GMO FOREIGN FUND	0	1.277.385	1.277.385
**D	PIONEER INTERNATIONAL VALUE FUND	0	368.800	368.800
**D	DWS DIVERSIFIED INTERNATIONAL EQUITY VIP	0	71.348	71.348
**D	VANGUARD EUROPEAN STOCK INDEX FUND	0	8.701.334	8.701.334
**D	VANGUARD TAX-MANAGED INTERNATIONAL FUND	0	8.350.630	8.350.630
**D	DWS DIVERSIFIED INTERNATIONAL EQUITY FUND	0	61.324	61.324
**D	BBH/LIFEYRISJODUR VERZIJUNARMANNA-PENSIO	0	73.114	73.114
**D	SEI INST INVEST TRUST WORLD EQ EX-US FUN	0	124.186	124.186
**D	JTSB STB DAIWA STOCK INDEX FUND 9807	0	172.200	172.200
**D	GMO GLOBAL ACTIVE EQUITY FUND LP	0	185.819	185.819
**D	GMO DEVELOPED WORLD STOCK FUND	0	1.080.633	1.080.633
**D	GMO INTERNATIONAL CORE EQUITY FUND	0	19.026.211	19.026.211
**D	BBH B J T S RE CMA MFS EX-JAPAN GROWTH MOTHER FUND	0	192.477	192.477
**D	BBH BOS MTBJ RE: MANULIFE INTL BOND INDEX MOTH FND	0	1.048.314	1.048.314
**D	FIDELITY FUNDS SICAV	0	7.565.885	7.565.885
**D	FIL LIMITED FIDELITY INTERNATIONALIMITED	0	5.061	5.061
**D	BBH-FDLT EUR RE PLTS NATURAL RESOURC+UTL	0	10.931	10.931
**D	BBH (LUX) - FIDELITY ACTIVE STRAT ASIA PACIFIC FND	0	124.381	124.381
**D	ING (L) LIQUID	0	9.172.679	9.172.679
**D	SCHRODER GAIA	0	5.834	5.834
**D	ING DIRECT	0	232.455	232.455
**D	NETSUBISHI UFJ GBL CUSTODY SA FOR MS MUL	0	94.836	94.836
**D	SEI INST INV TRUST SCREENED WORLD EQ EX	0	53.578	53.578
**D	VANGUARD TOTAL WORLD STOCK INDEX FUND	0	557.278	557.278
**D	PZENA VALUE FUNDS PL	0	748.025	748.025
**D	SEI INSTITUTIONAL INTERN TRUST INTERNATI	0	631.014	631.014
**D	SEI INST INVES TRUST INTERNAT EQTY FUND	0	59.939	59.939
**D	SEI INS INV TRU INT FUND/INTECH	0	40.886	40.886
**D	VANGUARD DEVELOP MARKET INDEX FUND	0	7.009.185	7.009.185
**D	VANGUARD FTSE ALL-WORLD EX US INDEX FUND	0	6.584.995	6.584.995
**D	GMO FUNDS PLC	0	963.871	963.871
**D	BBH B FOR TMBJ RE: MUTB400037270	0	468.506	468.506

Azionisti:

Azionisti in proprio:

1153 Teste:

5 Azionisti in delega:

Pagina 13

8

1148

LISTA ESITO DELLE VOTAZIONE

Oggetto: Determ. retribuzione membri effettivi Coll. Sind.

FAVOREVOLI

Badge	Regione Sociale	Proprio	Delega	Totale
**D	GMO REAL RET ASS ALL FUND LP	0	987.595	987.595
**D	PYRAMIS GLOBAL EX US INDEX FUND LP	0	253.052	253.052
**D	FIRST TRUST EUROPE ALPHADEX FUND	0	60.091	60.091
**D	FIRST TRUST DEVELOPED MARKETS EX-US ALPHA	0	32.766	32.766
**D	FIDELITY SPARTAN GLOBAL EX US INDEX FUND	0	85.232	85.232
**D	VANGUARD FUNDS PLC	0	13.978	13.978
**D	GMO INT INTRINSIC VALUE EXTEND MARKETS F	0	1.117.661	1.117.661
**D	GMO DEVELOPED WORLD EQUITY INVESTMENT FU	0	3.088.602	3.088.602
**D	PZENA EAFE DYNAMIC VALUE SERVICES FUND	0	7.850	7.850
**D	SEI INSTITUTIONAL MANAGED TRUST MULTI-AS	0	24.822	24.822
**D	ALLIANZ GLOBAL INVESTOR PREMIER	0	170.000	170.000
**D	HSCB FUND SERVICES CLIENT	0	139.290	139.290
**D	HENDERSON STRATEGIC INVESTMENT FUNDS	0	741.627	741.627
**D	OP.-FONDS AEV HAEK	0	340.000	340.000
**D	DEKA FUNDMASTER INVEST MBH FID HAEK RENT	0	543.805	543.805
**D	UNIVERSAL INVEST BAYVK AI FONDS	0	2.073.022	2.073.022
**D	BAYVK GI BVK INDEX	0	255.221	255.221
**D	BPI GLOBAL INVESTMENT FUND	0	46.269	46.269
**D	HOUR-GLASS INTERNATIONAL SHARES SECTOR TRUST	0	367.723	367.723
**D	HOUR GLASS INTERNAT SHARES SECTOR TRUST	0	216.236	216.236
**D	HOUR-GLASS INDEXED INT SHARES SEC TRUST	0	125.243	125.243
**D	FUTURE DIRECTIONS CORE INT SHARE FUND 2	0	86.985	86.985
**D	FD INTERNATIONAL SHARE FUND 1	0	148.217	148.217
**D	WHOLESALE UNIT TRUST GLOBAL INDEX SHARES	0	98.992	98.992
**D	WHOLESALE UNIT TRUST GLOBAL SHARES F 3	0	13.843	13.843
**D	AVSUPER FUND	0	33.398	33.398
**D	NATIONAL MUTUAL LIFE ASS OF AUSTRALASIA	0	263.840	263.840
**D	IPAC SPECIALIST INV STR INT SHARE STR	0	1.895.511	1.895.511
**D	IPAC SPECIALIST INV STR INT SHARE STR	0	203.814	203.814
**D	WHOLESALE GLOBAL EQUITY INDEX FUND	0	127.273	127.273
**D	MULTIMIX WHOLESALE INTERNATIONAL SHARES TRUST	0	134.923	134.923
**D	MULTIMIX WHOLESALE INT SHARES TRUST	0	64.951	64.951
**D	AFS INTERNATIONAL SHARE FUND 1	0	207.531	207.531
**D	AUSTRALIAN CATHOLIC SUPERAN RETIREM FUND	0	116.321	116.321
**D	ENHANCED INDEX INTERNATIONAL SHARE FUND	0	2.476.897	2.476.897
**D	FCP ARPEGE ACTIONS	0	50.000	50.000
**D	FCP SCORE MARIE JOSEPH	0	10.000	10.000
**D	FCP UNION LONG SHORT EUROPE	0	100.493	100.493
**D	FCP SCORE SIGMA	0	4.500	4.500
**D	FCP SCORE SAXE	0	5.000	5.000
**D	CM-CIC PERSPECTIVE STRATEGIE 50	0	3.096	3.096
**D	FCPE CONVERGENCE DIVERSIFIE	0	159.812	159.812
**D	FCP GAILLON 130/30	0	26.154	26.154

Azionisti:

1153 Teste:

8

Azionisti in proprio:

5

Azionisti in delega:

1148

Pagina 14

272

LISTA ESITO DELLE VOTAZIONE

Oggetto: Determ. retribuzione membri effettivi Coll. Sind.

FAVOREVOLI

Badge	Ragione Sociale	Proprio	Delega	Totale
**D	FCP ES GESTION EQUILIBRE	0	250.000	250.000
**D	FCP ES DYNAMIQUE	0	308.560	308.560
**D	FCP ES TEMPERE	0	70.000	70.000
**D	FCP CM ACTIONS EURO	0	778.394	778.394
**D	VALORATIONS	0	100.000	100.000
**D	FCP GAILLON MAITRE ACTIONS	0	74.031	74.031
**D	FCP UNION EUROPE	0	487.246	487.246
**D	FCP UNI 1	0	93.000	93.000
**D	FCP SCORE THANRY	0	1.186	1.186
**D	FCP SCORE SAINT JOSEPH	0	2.878	2.878
**D	FCP SCORE SAINTE URSULE	0	3.098	3.098
**D	SCORE SAINT NICOLAS	0	20.000	20.000
**D	FCP SCORE PILLAUD	0	6.010	6.010
**D	FCP SCORE ORMESSON	0	5.388	5.388
**D	FCP SCORE M O	0	3.964	3.964
**D	FCP SCORE GALIEN	0	13.284	13.284
**D	FCP SCORE BON SECOURS	0	7.000	7.000
**D	FCP SCORE AUMEX	0	3.000	3.000
**D	FCP SCORE AD BESANCON	0	5.344	5.344
**D	FCPE ROUSSELOT MIXTE	0	1.216	1.216
**D	FCP PATRIMOINE PLACEMENT 5	0	4.414	4.414
**D	FCP PATRIMOINE PLACEMENT 3	0	4.952	4.952
**D	FCP PATRIMOINE PLACEMENT 2	0	2.430	2.430
**D	FCP PATRIMOINE PLACEMENT	0	1.746	1.746
**D	MONSANTO ACTIONS	0	12.160	12.160
**D	FCP LUCKY	0	3.082	3.082
**D	I612 FCP KOLBENSCHMIDT PIERBURG	0	1.440	1.440
**D	FCP GUTENBERG	0	8.200	8.200
**D	FCP GROUPE BRIAND	0	1.382	1.382
**D	FCP GESTION PLACEMENT 1	0	2.931	2.931
**D	1515 FCP GERARD PERRIER	0	1.900	1.900
**D	FREESCALE DYNAMIQUE	0	7.000	7.000
**D	FREESCALE DIVERSIFIE	0	27.360	27.360
**D	FCP BAUD CIC	0	6.700	6.700
**D	ESPOIR FCP	0	2.500	2.500
**D	FCPE EUROP ASSISTANCE DIVERSIFIE	0	6.080	6.080
**D	CM EUROPE ACTIONS	0	72.909	72.909
**D	CM ALLIANCE FCP	0	4.000	4.000
**D	FCP CAPSUGEL	0	9.880	9.880
**D	CANSON ET MONGOLFIER	0	1.500	1.500
**D	FCP BRANT	0	1.110	1.110
**D	1327 FCP BOUE SCALBERT DUPONT	0	24.400	24.400
**D	ARPEGE PREVOYANCE	0	77.280	77.280

Azionisti:
Azionisti in proprio:1153
5Teste:
Azionisti in delega:8
1148

Pagina 15

Assemblea Ordinaria del 30 aprile 2013

LISTA ESITO DELLE VOTAZIONE

Oggetto: Determ. retribuzione membri effettivi Coll. Sind.

FAVOREVOLI

Badge	Ragione Sociale	Proprio	Delega	Totale
**D	AREGE	0	149.320	149.320
**D	PICTET & CIE/NON RES EXEMPT GCT	0	829.833	829.833
**D	PICTET AND COMPANY GENEVA	0	22.907	22.907
**D	UMBERTO TRUST CAPITAL C/O KLEINWORT BENSON JOSHUA	0	11.528	11.528
**D	RAIFFEISEN INDEX FONDS	0	44.536	44.536
**D	PICTET HIGH DIVIDEND SELECTION	0	4.369.244	4.369.244
**D	PGSF GLOBAL UTILITIES EQUITIES CURRENCY HEDGE FUND	0	1.222.871	1.222.871
**D	PGSF GLOBAL UTILITIES EQUITIES FUND	0	56.418.142	56.418.142
**D	PGSF GLOBAL INCOME STOCK FUND	0	1.086.851	1.086.851
**D	PGSF GLOBAL HIGH YIELD UTILITIES EQUITIES FUND	0	548.262	548.262
**D	SHINKO GLOBAL EQUITY INDEX	0	34.023	34.023
**D	HSBC INTERNATIONAL SELECT FUND	0	826.300	826.300
**D	SCHRODER INTERNATIONAL SELECTION FUND	0	3.104.905	3.104.905
**D	JPMORGAN FUNDS	0	6.911.213	6.911.213
**D	MORGAN STANLEY INVESTMENT FUNDS	0	1.398.384	1.398.384
**D	T. ROWE PRICE FUNDS SICAV	0	6.488	6.488
**D	JPMORGAN INVESTMENT FUNDS	0	3.116.216	3.116.216
**D	MOMENTUM INVESTMENT FUNDS SICAV-SIF	0	825.084	825.084
**D	MOMENTUM INVESTMENT SERIES, PLC	0	7.316.131	7.316.131
**D	VANGUARD INVESTMENT SERIES, PLC	0	66.802	66.802
**D	ADAPT INVESTMENT MANAGEMENT PLC	0	545.801	545.801
**D	SHELL TRUST (BERMUDA) LTD AS TRUSTEE OF THE SHELL OVERSEAS C.P. FUND	0	107.987	107.987
**D	SHELL TRUST (BERMUDA) LIMITED AS TRUSTEE	0	626.991	626.991
**D	LABOR PENSION FUND SUPERVISORY COMMITTEE	0	254.629	254.629
**D	LABOR PENSION FUND SUPERVISORY COMM TTEE-LABOR PENSION FUND 13.F.	0	1.801.913	1.801.913
**D	MINERWORKERS PENSION SCHEME	0	3.366.784	3.366.784
**D	FSS TRUSTEE CORPORATION	0	1.489.783	1.489.783
**D	H.E.S.T. AUSTRALIA LIMITED	0	710.549	710.549
**D	SCHRODER GLOBAL ENHANCED INDEX FUND	0	1.016.303	1.016.303
**D	SAS TRUSTEE CORPORATION	0	606.450	606.450
**D	GOVERNMENT SUPERANNUATION FUND	0	1.120.881	1.120.881
**D	UBS GLOBAL ASSET MANAGEMENT LIFE LTD	0	1.234.209	1.234.209
**D	AVIVA INVESTORS	0	16.877	16.877
**D	JPMORGAN CHASE BANK - PB - UNITED STATES FOUNDATIONS - CRA TREATY	0	3.540	3.540
**D	JPMORGAN CHASE BANK	0	351.251	351.251
**D	BANKING & PAYMENTS AUTHORITY OF TIMOR-LE	0	47.945	47.945
**D	BRUNEI SHELL PROVIDENT FUND BRUNEI SHELL PETROLEUM CO.SDN.	0	115.538	115.538
**D	BRUNEI SHELL RETIREMENT BENEFIT FUND	0	49.372	49.372
**D	WSSP INTERNATIONAL EQUITIES TRUST	0	542.716	542.716
**D	BANCO CENTRAL DE TIMOR EST	0	425.335	425.335
**D	ROCKEFELLER & CO., INC	0	566.625	566.625
**D	RETIREMENT BENEFITS FUND BOARD	0	171.271	171.271
**D	T.ROWE PRICE GLOBAL INFRASTRUCTURE FUND	0	719.139	719.139
**D	THE BOEING COMPANY EMPLOYEE RETIREMENT P	0		

Azionisti:

Azionisti in proprio: 1153

Teste: 8

Azionisti in delega: 5 1148

Pagina 16

274

LISTA ESITO DELLE VOTAZIONE

Oggetto: Determ. retribuzione membri effettivi Coll. Sind.

FAVOREVOLI

Badge	Ragione Sociale	Proprio	Delega	Totale
**D	STATE SUPER FINANCIAL SERVICES AUSTRALIA	0	98.545	98.545
**D	QUEENSLAND LOCAL GOVERNMENT SUPERANNUATI	0	445.133	445.133
**D	JP MORGAN CHASE RETIREMENT PLAN	0	10.916	10.916
**D	SHELL FOUNDATION	0	67.834	67.834
**D	ONEPATH GLOBAL SHARES - LARGE CAP (UNHEDEDGED) INDEX POOL	0	171.693	171.693
**D	NEW YORK LIFE INSURANCE COMPANY	0	32.732	32.732
**D	SCHRODER GLOBAL DYNAMIC BLEND FUND	0	1.509.183	1.509.183
**D	VANGUARD CARBON AWARE INTERNATIONAL SHAR	0	68.052	68.052
**D	FAMANDSFOPENSAM INVEST PSI 31 EUROPA A	0	533.060	533.060
**D	AXA EQUITABLE LIFE INSURANCE CO	0	133.404	133.404
**D	VANGUARD INTERNATIONAL SHARE INDEX FUND	0	2.340.132	2.340.132
**D	SCHRODER GLOBAL ACTIVE VALUE FUND	0	628.211	628.211
**D	SUPERANNUATION FUNDS MANAGEMENT CORPORATION OF SOUTH AUSTRALIA	0	176.484	176.484
**D	BT WHOLESALE CORE HEDGED GLOBAL SHARE FU	0	49.981	49.981
**D	TRUSTEE FOR INTERNATIONAL EQUITIES SECTO	0	233.305	233.305
**D	BT INSTITUTIONAL CORE GLOBAL SHARE SECTO	0	260.591	260.591
**D	QANTAS SUPERANNUATION PLAN	0	274.538	274.538
**D	BT INTERNATIONAL FUND	0	211.704	211.704
**D	BT INSTITUTIONAL INTERNATIONAL SHARE INT	0	552.519	552.519
**D	FIDELITY INSTITUTIONAL PAN EUROPEAN FUND	0	168.993	168.993
**D	FIDELITY INSTITUTIONAL SELECT GLOBAL EQU	0	656.997	656.997
**D	BRITISH ASSETS TRUST PLC	0	448.805	448.805
**D	ALLIANZGI-FONDS DSPT	0	937.499	937.499
**D	AVIVA LIFE PENSIONS IRELAND LIMITED	0	809.761	809.761
**D	AXA ROSENBERG GLOBAL FUND	0	136.627	136.627
**D	AXA ROSENBERG EUROPEAN FUND	0	1.035.000	1.035.000
**D	FAMANDS PENSAM INVEST PSI 10 GLOBALE AKT	0	137.576	137.576
**D	FIDELITY INVESTMENT FUNDS - FIDELITY MONEYBUILDER WORLD INDEX FUND	0	7.577	7.577
**D	SCHRODER DIVERSIFIED GROWTH FUND	0	93.292	93.292
**D	AVIVA INVEST FUND DIVERSIFIED STRATEGY F	0	51.240	51.240
**D	VANTAGEPOINT OVERSEAS EQUITY INDEX FUND	0	126.228	126.228
**D	WYOMING RETIREMENT SYSTEM	0	673.937	673.937
**D	MUNICIPAL POLICE EMPLOYEES RETIREMENT SY	0	218.300	218.300
**D	JNL/MELLON CAPITAL MANAGEMENT EUROPEAN 3	0	288.306	288.306
**D	EQ ADVISORS TST - ATM INTERNATIONAL PORT	0	360.130	360.130
**D	JNL/MELLON CAPITAL MANAGE INTNAL INDEX F	0	1.059.344	1.059.344
**D	CITY OF PHILADELPHIA PUBLIC RETIREMENT	0	98.669	98.669
**D	CHURCH COMMISSIONERS FOR ENGLAND	0	94.140	94.140
**D	REYNOLDS AMERICAN DEFINED BENEFIT MASTER	0	574.200	574.200
**D	THE PUBLIC EDUCATION EMPLOYEE RETIREMENT	0	56.275	56.275
**D	THE PUBLIC SCHOOL RETIREMENT SYSTEM OF MISSOURI	0	495.947	495.947
**D	FUNDACAO CALOUSTE GULBENKIAN	0	896.130	896.130
**D	STATE OF WYOMING, WYOMING STATE TREASURE	0	331.902	331.902

275

LISTA ESITO DELLE VOTAZIONE

Oggetto: Determ. retribuzione membri effettivi Coll. Sind.

FAVOREVOLI

Badge	Ragione Sociale	Proprio	Delega	Totale
**D	NEW YORK STATE COMMON RETIREMENT FUND	0	5.295.009	5.295.009
**D	COMMINGLED PENSION FUND ENHANCED INDEX)	0	169.181	169.181
**D	EQ ADVISORS TRUST ALLIANCEBERNSTEIN INTL	0	1.959.902	1.959.902
**D	JPMORGAN INTERNATIONAL EQUITY INDEX FUND	0	929.806	929.806
**D	BOILERMAKER BLACKSMITH NATIONAL PENSION	0	1.140.721	1.140.721
**D	SBC MASTER PENSION TRUST SBC MASTER PENSION TRUST 208	0	947.032	947.032
**D	T ROWE PRICE INTERNATIONAL EQUITY INDEX	0	216.570	216.570
**D	GOLDMAN SACHS STRUCTURED INTERNATIONAL TAX MANAGED EQUITY FUND	0	193.769	193.769
**D	SCHRODER QEP GLOBAL ACTIVE VALUE FUND	0	4.048.267	4.048.267
**D	SCHRODER QEP GLOBAL CORE FUND	0	351.341	351.341
**D	STATE STREET GLOBAL ADVISORS GROSS ROLL UP UNIT TRUST	0	255.879	255.879
**D	THE MASTER TRUST BANK OF JAPAN LTD	0	20.940.835	20.940.835
**D	THE MASTER TRUST BANK OF JAPAN, LTD AS TRUSTEE FOR MUTB400045796	0	5.934.319	5.934.319
**D	JPMORGAN EUROPEAN INVESTMENT TRUST PLC	0	1.854.466	1.854.466
**D	JPMORGAN FUND ICVC - JPM EUROPE FUND	0	1.804.066	1.804.066
**D	FOREIGN AND COLONIAL INVESTMENT TRUST PL	0	926.401	926.401
**D	ARAB FUND FOR ECONOMIC AND SOCIAL DEVELO	0	10.624	10.624
**D	KUWAIT FUND FOR ARAB ECONOMIC DEVELOPEM	0	73.122	73.122
**D	THE MASTER TRUST BANK OF JAPAN, LTD. AS TRUSTEE FOR MTRB400045798	0	1.053.072	1.053.072
**D	AVIVA LIFE & PENSIONS UK LIMITED	0	175.662	175.662
**D	FRIENDS LIFE COMPANY LIMITED	0	4.894.000	4.894.000
**D	SOMERSET COUNTY COUNCIL PENSION FUND	0	184.506	184.506
**D	STICHTING ALGEMEEN PENSIOENFONDS PROVISU	0	50.483	50.483
**D	LINCOLNSHIRE COUNTY COUNCIL PENSION FUND	0	171.408	171.408
**D	SHELL CONTRIBUTORY PENSION FUND	0	1.482.070	1.482.070
**D	STICHTING SHELL PENSIOENFONDS	0	2.025.305	2.025.305
**D	JOHN LEWIS PARTNERSHIP PENSIONS TRUST AS	0	237.321	237.321
**D	BMW (UK) OPERATIONS PENSION SCHEME	0	1.062.578	1.062.578
**D	PLUMBING & MECHANICAL SERV (UK) INDUSTRY	0	96.121	96.121
**D	VAUXHALL & ASSOCIATED COMPANIES PENSION FUND	0	224.000	224.000
**D	THE CAR CARE PENSION PLAN	0	297.503	297.503
**D	SHELL AUSTRIA PENSIOENSKASSE AG	0	187.705	187.705
**D	STICHTING PENSIOENFONDS VOOR HUISARTSEN	0	1.053.708	1.053.708
**D	ABBOTT LABORATORIES PENSION FUND (1966)	0	601.316	601.316
**D	SCHRODERS RETIREMENT BENEFITS SCHEME	0	31.421	31.421
**D	ROYAL BOROUGH OF KINGSTON UPON THAMES PE	0	164.230	164.230
**D	VANGUARD TOTAL INTERNATIONAL STOCK INDEX	0	31.998.707	31.998.707
**D	AQR INTERNATIONAL EQUITY FUND	0	334.175	334.175
**D	AQR GLOBAL EQUITY FUND	0	359.271	359.271
**D	PUBLIC EMPLOYEES RETIREMENT ASSOCIATION	0	1.091.150	1.091.150
**D	STATE OF NEW MEXICO STATE INVESTMENT COU	0	846.495	846.495
**D	MASTER TRUST BANK OF JAPAN, LTD. PENSION	0	5.924.682	5.924.682
**D	VANGUARD FID COMPANY EUROPEAN STOCK INDE	0	345.308	345.308

Assemblea Ordinaria del 30 aprile 2013

LISTA ESITO DELLE VOTAZIONE

Oggetto: Determ. retribuzione membri effettivi Coll. Sind.

FAVOREVOLI

Badge	Ragione Sociale	Proprio	Delega	Totale
**D	ROYAL BANK OF CANADA TRUST COMPANY ASIA LIMITED AS TRUSTEE OF THE JF SAR EUROPEAN FUND	0	1.426.591	1.426.591
**D	SAMPENSION INVEST AFDELING GLOBAL AKTIEN	0	532.553	532.553
**D	OHIO POLICE & FIRE PENSION FUND	0	706.527	706.527
**D	AVIVA LIFE AND PENSIONS UK LIMITED	0	92.777	92.777
**D	AXA IRELAND PENSION FUND	0	335.000	335.000
**D	FRIENDS LIFE ASSURANCE SOCIETY PLC	0	188.000	188.000
**D	GOLDMAN SACHS TRUST - GOLDMAN SACHS INTE	0	139.829	139.829
**D	T ROWE PRICE REAL ASSETS FUND INC	0	570.844	570.844
**D	T. ROWE PRICE RETIREMENT DATE TRUST	0	30.651	30.651
**D	T. ROWE PRICE REAL ASSETS TRUST I	0	27.560	27.560
**D	IBM PERSONAL PENSION PLAN TRUST	0	1.167.250	1.167.250
**D	SCHRODER INTERNATIONAL MULTI-CAP VALUE FUND	0	128.634	128.634
**D	RETIREMENT PLAN FOR EMPLOYEES OF AETNA I	0	157.139	157.139
**D	FLEXSHARES MORNINGSTAR DEVELOPED MARKETS EX-US FACTOR TILT INDEX FUND	0	34.913	34.913
**D	ASPIRIANT RISK MANAGED GLOBAL EQUITY FUND	0	41.294	41.294
**D	VERMONT PENSION INVESTMENT COMMITTEE	0	161.094	161.094
**D	EAGLE INTERNATIONAL EQUITY FUND	0	4.722	4.722
**D	PROVEDA GLOBAL EQUITY, LP	0	3.936	3.936
**D	JPMORGAN GLOBAL RESEARCH ENHANCED INDEX FUND	0	107.738	107.738
**D	AQR FUNDS- AQR MULTI-STRATEGY ALTERNATIV	0	1.565.841	1.565.841
**D	OWENS CORNING DEFINED BENEFIT MAS TR	0	87.588	87.588
**D	CANADA POST CORPORATION PENSION PLAN	0	1.952.695	1.952.695
**D	NOVA SCOTIA ASSOC OF HEALTH ORG PENS PL	0	220.203	220.203
**D	MANULIFE INTERNATIONAL EQUITY INDEX FUND	0	96.741	96.741
**D	BOMBARDIER TRUST (CANADA) GLOBAL EQUITIES FUND - BOMBARDIER INC -	0	18.993	18.993
**D	THE BOMBARDIER TRUST (UK)	0	67.042	67.042
**D	CHEVRON CANADA LIMITED MASTER TRUST	0	6.099	6.099
**D	CI CORPORATE CLASS LTD	0	29.050	29.050
**D	REGIME DE RETRAITE DE L'UNIVER DU QUEBEC	0	167.033	167.033
**D	ROYAL BANK OF CANADA (CHANNEL ISLANDS) L	0	123.068	123.068
**D	ROYAL BANK OF CANADA CARIBBEAN	0	4.709	4.709
**D	UNIVERSE THE CMI GLOBAL NETWORK FUND	0	53.467	53.467
**D	RBC DISB RE CMI EURO TRCKR CMI ASSET MANAGEMENT (LUX) SA	0	61.289	61.289
**D	MARKS AND SPENCER WORLDWIDE MANAGED	0	406.574	406.574
**D	SAUDI ARABIAN MONETARY AGENCY	0	1.488.000	1.488.000
**D	WEST MIDLANDS METROPOLITAN AUTHORITY	0	744.800	744.800
**D	WEST YORKSHIRE PENSION FUND	0	1.216.000	1.216.000
**D	FRIENDS PROVIDENT PENSIONS LIMITED	0	3.781.365	3.781.365
**D	BBC PENSION SCHEME	0	1.484.900	1.484.900
**D	HSBC BANK PLC SA NEW CAPI	0	220.213	220.213
**D	CARDIF ASSURANCE VIE	0	2.000.000	2.000.000
**D	CARDIF ASSURANCE RISQUES DIVERS	0	55.000	55.000
**D	AVENIR EURO	0	300.000	300.000

Azionisti:

Azionisti in proprio:

1153

5

Teste:

Azionisti in delega:

8

1148

Pagina 19

LISTA ESITO DELLE VOTAZIONE

Oggetto: Determ. retribuzione membri effettivi Coll. Sind.

FAVOREVOLI

Badge	Ragione Sociale	Proprio	Delega	Totale
**D	FEDERIS AVENIR EURO-PE	0	1.008.700	1.008.700
**D	FCP FEDERIS EUROPE ACTIONS	0	31.200	31.200
**D	FEDERIS EPARGNE EQUILIBREE	0	58.800	58.800
**D	AXA ROSENBERG INTERNATIONAL	0	115.000	115.000
**D	AXA ROSENBERG EUROBLOC	0	2.745.000	2.745.000
**D	BARYUM QUANT FCP	0	325.000	325.000
**D	AXA ROS GLOBAL EQUITIES DBVL	0	776.000	776.000
**D	AXA LUXEMBOURG FUND	0	120.000	120.000
**D	SANLAM UNIVERSAL FUNDS PUBLIC LIMITED CO	0	335.471	335.471
**D	NORGES BANK (CENTRAL BANK OF NORWAY)	0	4.261.401	4.261.401
**D	GOVERNMENT OF NORWAY	0	170.942.705	170.942.705
**D	AXA INSURANCE LIMITED	0	444.000	444.000
**D	AXA INSURANCE UK PLC	0	84.000	84.000
**D	AXA-EB 510	0	88.000	88.000
**D	HSBC EUROPEAN INDEX FUND	0	472.430	472.430
**D	HSBC INVESTMENT FUNDS (UK) LIMITED	0	85.407	85.407
**D	HSBC FTSE EPRA/NAREIT DEVELOPED ETF	0	302.166	302.166
**D	HSBC ETFS PUBLIC LIMITED COMPANY	0	175.163	175.163
**D	PSIGMA GLOBAL EQUITY F	0	115.400	115.400
**D	MERSEYDSE PENSION FUND	0	300.000	300.000
**D	CHESS INTERNATIONAL PROPERTIES, LTD.	0	8.741	8.741
**D	STATES OF JERSEY COMMON INVESTMENT FUND	0	79.352	79.352
**D	FUNDO DE PENSORS	0	600.449	600.449
**D	INTERNATIONAL EQUITY PARTNERS	0	65.305	65.305
**D	HK MONETARY AUTHORITY	0	3.550.465	3.550.465
**D	HONG KONG SPECIAL ADMIN EXCHANGE FD	0	963.936	963.936
**D	THYSSEN GLOBAL INVESTMENTS CORP	0	28.452	28.452
**D	SHY LLC	0	30.819	30.819
**D	FS PARAMETRIC PARTNERS	0	8.870	8.870
**D	INTERNATIONAL EQUITY FUND	0	58.453	58.453
**D	KAUST INVESTMENTS SH LIMITED	0	35.408	35.408
**D	NORTHERN TRUST UCITS COMMON CONTRACTUAL	0	236.762	236.762
**D	AMERICAN BAR ASSOCIATION	0	71.600	71.600
**D	INT.MONETARY FUND STAFF RET.PLAN	0	26.409	26.409
**D	PZENA VALUE GROUP TRUST	0	870.170	870.170
**D	VALUEQUEST PARTNERS LLC	0	76.500	76.500
**D	PZENA INTERNATIONAL VALUE SERVICE	0	8.052	8.052
**D	DYNASTY INVEST, LTD	0	7.909	7.909
**D	LAS OLAS EQUITY PARTNERS LP	0	42.390	42.390
**D	LTW GROUP HOLDINGS, LLC	0	62.563	62.563
**D	LTW INVESTMENTS LLC	0	776	776
**D	MF INTERNATIONAL FUND LLC	0	20.087	20.087
**D	QS INVESTORS DBI ALL COUNTRY GLOBAL EQUITY FUND LP	0	30.578	30.578

Azionisti:
Azionisti in proprio:1153 Teste:
5 Azionisti in delega:8
1148

Pagina 20


LISTA ESITO DELLE VOTAZIONE

Oggetto: Determ. retribuzione membri effettivi Coll. Sind.

FAVOREVOLI

Badge	Ragione Sociale	Proprio	Delega	Totale
**D	LSAAV, LLC	0	31.700	31.700
**D	BUNTING INTERNATIONAL DEVELOPED EQUITY TE LLC	0	11.338	11.338
**D	DELFINCO, LP	0	47.721	47.721
**D	HASLAM FAMILY INVESTMENT PARTNERSHIP	0	4.556	4.556
**D	ORIZABA, LP	0	67.976	67.976
**D	SENTINEL INTERNATIONAL TRUST	0	7.348	7.348
**D	SENTINEL INTERNATIONAL FUND	0	19.230	19.230
**D	FOURTH AVENUE INVESTMENT COMPANY	0	19.861	19.861
**D	BANK OF BOTSWANA	0	121.201	121.201
**D	COMMON MONTHLY INTL EX-JAPAN EQUITY	0	381.887	381.887
**D	CENTRAL PROVIDENT FUND BOARD	0	68.597	68.597
**D	NATIONAL UNIVERSITY OF SINGAPORE	0	40.908	40.908
**D	MICROSOFT GLOBAL FINANCE LIMITED	0	669.892	669.892
**D	MICROSOFT GLOBAL FINANCE LIMITED	0	397.250	397.250
**D	STATE UNIVERSITIES RETIREMENT SYSTEM	0	89.000	89.000
**D	COMMONWEALTH SUPERANNUATION CORP. ARIA	0	683.842	683.842
**D	HUBBELL INC MASTER PENS TRUST	0	193.771	193.771
**D	THE SISTERS OF ST FRANCIS OF PHILAD.	0	50.400	50.400
**D	FORD MOTOR COMPANY DEFINED BENEFIT	0	225.740	225.740
**D	FORD MOTOR COMPANY DEFINED BENEFIT	0	340.616	340.616
**D	FORD MOTOR COMPANY DEFINED BENEFIT	0	374.012	374.012
**D	KBC INVESTMENT TRUST	0	117.891	117.891
**D	MARY K MC QUISTON MCCA	0	15.100	15.100
**D	NORTHERN INTL EQUITY INDEX FUND	0	1.373.511	1.373.511
**D	THE MASTER TRUST OF JAPAN	0	43.823	43.823
**D	MT AGREEMENT BETWEEN PFIZER&NT COMPANY	0	1.166.127	1.166.127
**D	NT GLOBAL INVESTMENT COLL FUNDS	0	11.124.305	11.124.305
**D	VOLUNTARY EMPLOYEES BENEFICIARY ASSOCIAT	0	24.960	24.960
**D	1999 VOLUNTARY EMPLOYEES' BENEFICIARY	0	19.623	19.623
**D	THE HENRY SMITH CHARITY	0	265.938	265.938
**D	TRINITY COLLEGE	0	46.882	46.882
**D	MS FUND LP	0	79.752	79.752
**D	NEW ZEALAND SUPERANNUATION FUND	0	990.577	990.577
**D	ST. JOSEPH HEALTH SYSTEM	0	66.049	66.049
**D	CATERPILLAR INC MASTER RETIRE TRUST	0	381.176	381.176
**D	LOCKHEED MARTIN CORP MASTER TRUST	0	27.503	27.503
**D	LOCKHEED MARTIN CORP MASTER TRUST	0	138.462	138.462
**D	LOCKHEED MARTIN CORPORATION BENEFIT TRUS	0	21.656	21.656
**D	MT AGREEMENT BETWEEN PFIZER&NT COMPANY	0	25.202	25.202
**D	CLEARWATER INTERNATIONAL FUND	0	84.176	84.176
**D	SPRING CREEK INVESTORS LLC	0	5.286	5.286
**D	ACCIDENT COMPENSATION CORPORATION	0	1.861.599	1.861.599
**D	NATIONAL COUNCIL FOR SOCIAL SEC FUND	0	105.347	105.347

279

 Pagina 21

LISTA ESITO DELLE VOTAZIONE

Oggetto: Determ. retribuzione membri effettivi Coll. Sind.

FAVOREVOLI

Badge	Ragione Sociale	Proprio	Delega	Totale
**D	CITY OF FRESNO RETIREMENT SYSTEM	0	240.701	240.701
**D	CITY OF MILWAUKEE EMPLOY RETIREMENT	0	624.606	624.606
**D	COCA-COLA MASTER RETIREMENT TRUST	0	1.603.300	1.603.300
**D	EMPLOYEES RET FUND - CITY OF DALLAS	0	95.018	95.018
**D	FIDELITY SALEM STREET TRUST	0	496.594	496.594
**D	STICHTING INSTITUIT GAK	0	29.441	29.441
**D	KBCAM INSTITUTIONAL FUNDS PLC	0	605.819	605.819
**D	LOS ANGELES CITY EMPLOYEES RETIREM.	0	530.007	530.007
**D	MARSH E MCLENNAN RETIREMENT TRUST	0	435.368	435.368
**D	R.-R. DONNELLEY E SONS RET BENEF PLAN	0	565.949	565.949
**D	SAN FRANCISCO CITY E COUN.RET.SYSTEM	0	1.155.453	1.155.453
**D	TENNESSE CONSOLIDATED RETIREMENT SYSTEM	0	1.486.738	1.486.738
**D	UNION PACIFIC CORP MASTER RET TRUST	0	605.600	605.600
**D	VAN ANDEL INSTITUTE	0	37.147	37.147
**D	GOODYEAR TIREE RUBBER INVEST PLAN FD	0	253.256	253.256
**D	FORD OF CANADA MASTER TRUST FUND	0	104.333	104.333
**D	HALIFAX REGIONAL MUNICIPAL MASTER TRUST	0	29.971	29.971
**D	ONTARIO PUBLIC SERVICE EMPLOYEES UNION P	0	55.230	55.230
**D	NORTHERN TRUST ROBUSTA FUND	0	781.756	781.756
**D	NT INVESTMENT FUNDS PUBLIC LTD CO	0	318.691	318.691
**D	NORTHERN TRUST UNIT TRUST	0	727.459	727.459
**D	LEGALEGENERAL EUROPEAN INDEX TRUST	0	3.431.370	3.431.370
**D	RBS LEGAL E GENERAL INTL INDEX TRUST	0	109.778	109.778
**D	NEW IRELAND ASSURANCE COMPANY PLC	0	404.436	404.436
**D	GARD COMMON CONTRACTUAL FUND	0	98.831	98.831
**D	CABLE E WIRELESS SUPERANNUATION FUND	0	314.075	314.075
**D	CABLE & WIRELESS WORLDWIDE RETIREMENT PL	0	370.075	370.075
**D	CHURCH OF ENGLAND INV FD FOR PENSION	0	63.952	63.952
**D	Pfizer Ireland Pension Plan	0	103.158	103.158
**D	Pfizer Ireland Ringaskiddy Pension Plan	0	19.966	19.966
**D	STICHTING PENSIOENFONDS SAGITTARIUS	0	302.627	302.627
**D	STICHTING PENSIOENFONDS VAN DE METALEKTR	0	2.927.199	2.927.199
**D	WHEELS COMMON INVESTMENT FUND	0	123.071	123.071
**D	WHEELS COMMON INVESTMENT FUND	0	118.288	118.288
**D	STICHTING PENSIOENFONDS AKZO NOBEL	0	788.157	788.157
**D	JAGUAR PENSION PLAN	0	239.187	239.187
**D	LOTHIAN PENSION FUND	0	517.449	517.449
**D	UNILEVER UK PENSION FUND	0	242.779	242.779
**D	SUPEANN ARRANGE UNIVERSITY LONDON	0	197.008	197.008
**D	LOMBARD ODIER DARIER HEM SA INSTITUTIONNEL-3D	0	43.994	43.994
**D	NIKKO AM WORLD FDS-AM INTECH GLOBAL CORE FUND	0	98.612	98.612
**D	TRUST E CUSTODY SERVICES BANK LTD	0	2.231.275	2.231.275
**D	TRUST & CUSTODY SERVICES BANK LTD AS TRUSTEE FOR PENSION INVESTMENT FUND TRUST NUMBER 21	0	250.838	250.838

Azionisti:
Azionisti in proprio:1153 Teste:
5 Azionisti in delega:8
1148

Pagina 22

LISTA ESITO DELLE VOTAZIONE

Oggetto: Determ. retribuzione membri effettivi Coll. Sind.

FAVOREVOLI

Badge	Ragione Sociale	Proprio	Delega	Totale
**D	TRUST & CUSTODY SERVICES BANK LTD AS TRUSTEE FOR PENSION INVESTMENT FUND TRUST NUMBER 30	0	21.853	21.853
**D	BAERUM KOMMUNE	0	28.366	28.366
**D	NIKKO AM INVESTMENT TRUST (LUXEMBOURG) - NIKKO AM INTECH KOKUSAI FUND	0	7.333	7.333
**D	ABU DHABI RETIREMENT PENSION FUND	0	311.830	311.830
**D	SYNTRUS ACHMEA MULTI MANAGER POOL EUROPE	0	454.577	454.577
**D	STICHTING PENSIOENFONDS SDB	0	42.951	42.951
**D	STICHTING PENSIOENFONDS CAMPINA	0	164.249	164.249
**D	VERDIPAPIRFONDET KLP AKSJEGLOBAL 1	0	564.813	564.813
**D	VERDIPAPI KLP AKSJEUROPA INDEKS 1	0	259.149	259.149
**D	STICHTING DELA DEPOSITARY AND MANAGEMENT	0	483.664	483.664
**D	KOMMUNAL LANDSPENSJONSKASSE GJENSIDIG FO	0	479.200	479.200
**D	IPM FUNDAMENTAL UMBRELLA FUND	0	363.082	363.082
**D	GUIDE STONE FUNDS - INTERNATIONAL EQUITY	0	436.063	436.063
**D	CONTINENTAL AIRLINES PENSION MASTER T	0	419.122	419.122
**D	ACORN 1998 TRUST	0	700	700
**D	JTW TRUST NO. 3 UAD 9/19/02	0	25.003	25.003
**D	JTW TRUST NO. 1 UAD 9/19/02	0	15.867	15.867
**D	JTW TRUST NO. 4 UAD 9/19/02	0	39.595	39.595
**D	JTW TRUST NO. 2 UAD 9/19/02	0	16.567	16.567
**D	NTGI-QM COMMON DAILY EAFE INDEX FUND - N	0	218.429	218.429
**D	LJR LIMITED PARTNERSHIP	0	334.016	334.016
**D	NON CONTRIBUTORY OF MINE SAFETY	0	168.520	168.520
**D	NTGI-QM COMMON DAILY ALL COUNTRY WORLD E	0	161.142	161.142
**D	HRW TESTAMENTARY TRUST NO 3	0	15.566	15.566
**D	HRW TESTAMENTARY TRUST NO 1	0	51.069	51.069
**D	HRW TRUST NO 2 UAD 01/17/03	0	14.147	14.147
**D	HRW TESTAMENTARY TRUST NO. 10	0	45.753	45.753
**D	HRW TRUST NO 1 UAD 01/17/03	0	14.147	14.147
**D	HRW TESTAMENTARY TRUST NO. 11	0	10.835	10.835
**D	HRW TESTAMENTARY TRUST NO 6	0	53.960	53.960
**D	HRW TESTAMENTARY TRUST NO 4	0	12.164	12.164
**D	HRW TESTAMENTARY TRUST NO. 9	0	35.595	35.595
**D	HRW TESTAMENTARY TRUST NO. 8	0	19.372	19.372
**D	HRW TESTAMENTARY TRUST NO. 7	0	7.637	7.637
**D	HRW TRUST NO 4 UAD 01/17/03	0	19.372	19.372
**D	HRW TESTAMENTARY TRUST NO 5	0	20.856	20.856
**D	HRW TESTAMENTARY TRUST NO. 12	0	32.755	32.755
**D	HRW TRUST NO 3 UAD 01/17/03	0	9.981	9.981
**D	LOCKHEED MARTIN CORPORATION SALARIED SAV	0	20.856	20.856
**D	1982 SMITH TRUST	0	10.326	10.326
**D	SILVER GROWTH FUND, LP	0	136.977	136.977
**D	ESSEX COUNTY COUNCIL PENSION FUND	0	6.992	6.992
**D		0	255.385	255.385

Azionisti:

Azionisti in proprio: 1153

Azionisti in delega: 5

8

1148

Pagina 23

LISTA ESITO DELLE VOTAZIONE

Oggetto: Determ. retribuzione membri effettivi Coll. Sind.

FAVOREVOLI

Badge	Ragione Sociale	Proprio	Delega	Totale
**D	UNITED NATIONS RELIEF AND WORKS FOR PALESTINIAN REFUGEES IN THE NEAR EAST	0	29.104	29.104
**D	MUNICIPAL EMP ANNUITY E BEN FD CHICA	0	117.517	117.517
**D	FLORIDA PREPAID COLLEGE BOARD	0	272.619	272.619
**D	HERSHEY FOOD MASTER RETIREMENT TST	0	9.173	9.173
**D	THE MOTOROLA PENSION SCHEME	0	548.334	548.334
**D	PUBLIC SCHOOL TEACHERS PNS E RET.FND CHICAGO	0	168.146	168.146
**D	QM COMMON DAILY WORLD INDEX FUND	0	235.893	235.893
**D	WILSHIRE VIT INTERNATIONAL EQUITY FUND	0	5.237	5.237
**D	BLUE SKY GROUP	0	2.155.191	2.155.191
**D	FCP VH CAAM ACTIONS	0	225.000	225.000
**D	FCP DIVERSIFIE D&O CPR	0	181.902	181.902
**D	FCP CALCIUM QUANT	0	208.624	208.624
**D	AXA VITA SA	0	542.821	542.821
**D	AXA ASSICURAZIONI SA	0	59.459	59.459
**D	ASR SCHADEVERZEKERING N.V.	0	71	71
**D	STICHTING ASR BEWAARDER	0	127.775	127.775
**D	N.V. AMERSFOORTSE ALGEMENE VERZEKERING M	0	23	23
**D	SECUREX LEVEN VERENIGING VOOR ONDERLINGE	0	240.612	240.612
**D	S2G	0	1.132.209	1.132.209
**D	CPR AM	0	620.709	620.709
**D	AXA INVESTMENT MANAGERS PARIS	0	199.452	199.452
**D	AMUNDI	0	164.832	164.832
**D	ETOILE GESTION	0	646.618	646.618
**D	BROWN BROTHERS HARRIMAN TRUSTEE SERVICES (IRELAND) LIMITED	0	484.864	484.864
**D	ACBERNSTEIN	0	3.235	3.235
**D	SEI GLOBAL MASTER FUND PLC SEI INVESTMENTS	0	20.629	20.629
**D	PIONEER INVESTMENT MANAGEMENT SCRPA / AZIONARIO CRESCITA	0	1.584.004	1.584.004
**D	PIONEER ASSET MANAGEMENT S.A.	0	1.669.832	1.669.832
**D	ARROWSTREET GLOBAL EQUITY ALPHA EXTENSION FUND	0	811.020	811.020
**D	UBS FUND MANAGEMENT (SWITZERLAND) AG	0	1.104.479	1.104.479
**D	UBS FUND MANAGEMENT (SWITZERLAND) AG	0	3.292.638	3.292.638
**D	EATON VANCE INTERNATIONAL (IRELAND) FUNDS PLC	0	4.170	4.170
**D	UNITED FOOD + COMMERCIAL WORKERS INT PENSION PLAN FOR EMPLOYEES	0	57.200	57.200
**D	PANAGORA DIVERSIFIED RISK MULTI-ASSET FUND LTD	0	26.631	26.631
**D	STICHTING MN SERVICES EUROPE EX UK EQUITY FUND	0	5.062	5.062
**D	STICHTING PGGM DEPOSITARY	0	9.318.490	9.318.490
**D	NATIONAL COUNCIL FOR SOCIAL SECURITY FUND	0	383.563	383.563
**D	AEGON CUSTODY B.V	0	544.935	544.935
**D	COLONIAL FIRST STATE INVESTMENT LTD	0	878.809	878.809
**D	BRICKLAYERS + TROWEL TRADERS INTERNATIONAL PENSION FUND	0	71.200	71.200
**D	STICHTING PENSIOENFONDS METAAL EN TECHNIEK	0	2.386.608	2.386.608
**D	LEGG MASON INVESTMENT (LUXEMBOURG) S.A.	0	41.568	41.568
**D	AGF GLOBAL VALUE FUND	0	1.370.549	1.370.549

Azionisti:
Azionisti in proprio:1153 Teste:
5 Azionisti in delega:8
1148

Pagina 24

Assemblea Ordinaria del 30 aprile 2013

LISTA ESITO DELLE VOTAZIONE

Oggetto: Determ. retribuzione membri effettivi Coll. Sind.

FAVOREVOLI

Badge	Ragione Sociale	Proprio	Delega	Totale
**D	STANDARD LIFE INVESTMENT LIMITED	0	109.168	109.168
**D	AGF WORLD BALANCED FUND	0	297.300	297.300
**D	THE NOMURA TRUST AND BANKING CO LTD	0	210.294	210.294
**D	THE NOMURA TRUST AND BANKING CO LTD	0	3.724	3.724
**D	COUNTRYWIDE ASSURED PLC	0	126.205	126.205
**D	FRIENDS PROVIDENT LIFE AND PENSIONS EXCHANGE HOUSE	0	925.251	925.251
**D	MACQUAIRE INVESTMENT MANAGEMENT LIMITED	0	537.350	537.350
**D	COLONIAL FIRST STATE INVESTMENT LTD	0	73.436	73.436
**D	STICHTING MN SERVICES ANDELENFONDS EUROPA	0	280.218	280.218
**D	LEGAL AND GENERAL ASSURANCE PENSIONS MANAGEMENT LIMITED	0	46.308.650	46.308.650
**D	IRISH LIFE ASSURANCE	0	4.809.480	4.809.480
**D	PANAGORA DYNAMIC INTERNATIONAL EQUITY EXTENDED ALPHA FUND	0	127.654	127.654
**D	SANDERS CAPITAL	0	159.700	159.700
**D	AOR GLOBAL STOCK SELECTION MASTER ACCOUNT LP	0	1.230.921	1.230.921
**D	AOR ABSOLUTE RETURN MASTER ACCOUNT LP	0	1.384.937	1.384.937
**D	AOR GLOBAL STOCK SELECTION HV MASTER ACCOUNT LTD	0	619.810	619.810
**D	MISSOURI LOCAL GOVERNMENT EMPLOYEES RETIREMENT SYSTEM	0	475.944	475.944
**D	AEGON CUSTODY B.V.	0	3.208.287	3.208.287
**D	AVIVA INVESTORS BALANCED MANAGED FUND	0	20.488	20.488
**D	LEGAL AND GENERAL ASSURANCE SOCIETY LIMITED	0	1.455.117	1.455.117
**D	AVIVA INVESTORS INTERNATIONAL INDEX TRACKING FUND	0	135.934	135.934
**D	ALPHA INTERNATIONAL SELECT EDGE STATE STREET FINANCIAL CENTER	0	40.455	40.455
**D	LYNX MULTI STRATEGY EUROPE FUND SSARIS ADVISORS LLC	0	5.587	5.587
**D	UBS FUND MANAGEMENT (LUXEMBOURG) SA	0	2.566.761	2.566.761
**D	AGF INTERNATIONAL STOCK CLASS	0	1.177.986	1.177.986
**D	AGF GLOBAL VALUE CLASS	0	270.370	270.370
**D	AGF EUROPEAN EQUITY CLASS	0	1.376.833	1.376.833
**D	LAZARD ASSET MANAGEMENT LTD.	0	1.253.020	1.253.020
**D	UBS (LUX) KEY SELECTION SICAV 2	0	655.908	655.908
**D	UBS (LUX) EQUITY SICAV	0	5.969	5.969
**D	UBS (LUX) STRATEGY XTRA SICAV	0	59.767	59.767
**D	UBS (LUX) SICAV 1	0	47.857	47.857
**D	TOWERS WATSON U.S. PENSION PLAN TRUST	0	252.875	252.875
**D	LOCKHEED MARTIN SUPPLEMENTAL EXCESS RETIREMENT TRUST	0	8.766	8.766
**D	NOVARTIS CORPORATION PENSION MASTER TRUST	0	74.330	74.330
**D	BARMENIA LEBENSVERSICHERUNG AG	0	600.000	600.000
**D	TEACHERS' RETIREMENT SYSTEM OF THE STATE OF ILLINOIS	0	1.064.238	1.064.238
**D	KAISER PERMANENT MASTER TRUST	0	980.000	980.000
**D	HIRTLE CALLAGHAN TRUST INTERNATIONAL EQUITY PORTFOLIO	0	320.276	320.276
**D	HC CAPITAL TRUST- THE INSTITUTIONAL INTERNATIONAL EQUITY PTF	0	526.238	526.238
**D	ARKRIGHT, LLC	0	16.487	16.487
**D	AMERICAN CANCER SOCIETY INC RETIREMENT ANNUITY PLAN	0	57.435	57.435
**D	KAISER FOUNDATION HOSPITALS	0	387.600	387.600

Azionisti:
Azionisti in proprio:1153 Teste:
5 Azionisti in delega:8
1148

Pagina 25

Assemblea Ordinaria del 30 aprile 2013

LISTA ESITO DELLE VOTAZIONE

Oggetto: Determ. retribuzione membri effettivi Coll. Sind.

FAVOREVOLI

Badge	Ragione Sociale	Proprio	Delega	Totale
**D	LONDON BOROUGH OF TOWER HAMLETS PENSION FUND	0	1.229.623	1.229.623
**D	COMOCOPHILLIPS PENSION PLAN	0	191.709	191.709
**D	FAMILY INVESTMENTS CHILD TRUST FUND	0	160.887	160.887
**D	FAMILY INVESTMENTS GLOBAL ICVC FAMILY BALANCED INT FUND	0	243.991	243.991
**D	JOHN HANCOCK VARIABLE INS. TRUST INTERNATIONAL CORE TRUST	0	3.108.844	3.108.844
**D	JOHN HANCOCK TRUST INTERNATIONAL EQUITY INDEX TRUST B	0	252.346	252.346
**D	NOTTINGHAMSHIRE COUNTY COUNCIL PENSION FUND	0	351.550	351.550
**D	JOHN HANCOCK FUNDS III INTERNATIONAL CORE FUND	0	4.885.225	4.885.225
**D	HSBC AS TRUSTEE FOR SSGA EUROPE EX UK EQUITY TRACKER FUND	0	229.975	229.975
**D	WELLS FARGO ADVANTAGE UTILITIES AND HIGH INCOME FUND	0	350.000	350.000
**D	WELLS FARGO ADVANTAGE GLOBAL DIVIDEND OPPORTUNITY FUND	0	3.300.000	3.300.000
**D	MANAGED PENSION FUNDS LIMITED	0	8.843.222	8.843.222
**D	CGE INVESTMENTS (NO. 2) S.A.R.L.	0	205.899	205.899
**D	JOHN HANCOCK VAR INS TRUST STRATEGIC EQUITY ALLOCATION TRUST	0	1.204.503	1.204.503
**D	JOHN HANCOCK FUNDS II STRATEGIC EQUITY ALLOCATION FUND	0	536.454	536.454
**D	US RETIREMENT TRUST	0	79.362	79.362
**D	MSCI EAFE EQUAL WEIGHT FUND	0	21.129	21.129
**D	SBL FUND SERIES D	0	55.071	55.071
**D	LAZARD ASSET MANAGEMENT LLC	0	3.186	3.186
**D	DB ADVISORS (CH) DBI WORLD EQUITY FUND	0	17.694	17.694
**D	USAA MUTUAL FUNDS TRUST - USAA GLOBAL OPPORTUNITIES FUND	0	25.702	25.702
**D	ALLIANCERNSTEIN BALANCED SHARES INC	0	12.970	12.970
**D	THE ALLIANCERNSTEIN POOLING PTF - ALLIANCE VOL MNGM PTF	0	160.544	160.544
**D	ALLIANCERNST VAR PROD SER F INC.ALLIANCEB DYN ASSET ALL PTF	0	17.694	17.694
**D	JOHN HANCOCK LIFE AND HEALTH INSURANCE COMPANY	0	319.507	319.507
**D	SISTERS OF MERCY OF NORTH CAROLINA FOUNDATION INC	0	4.411	4.411
**D	MUNDER INTERNATIONAL FUND-CORE EQUITY FUND	0	24.491	24.491
**D	METROPOLITAN LIFE INSURANCE COMPANY	0	202.963	202.963
**D	THE MASTER TRUST BK OF JP LTD: HITACHI FOREIGN EQ INDEX MF	0	152.032	152.032
**D	BT INSTITUTIONAL INTERNATIONAL SUSTAINABILITY SHARE FUND	0	121.958	121.958
**D	SPDR S+P WORLD EX AUSTRALIA FUND	0	6.522	6.522
**D	PENSION FUND OF SUMITOMO MITSUI BANKING CORPORATION	0	60.513	60.513
**D	GENERAL MOTORS HOURLY-RATE EMPLOYEES PENSION TRUST	0	445.842	445.842
**D	AMERICAN CENTURY QUANTITATIVE EQUITY FUNDS, INC. INT CORE EQ	0	23.400	23.400
**D	AMERICAN CENTURY WORLD MUTUAL FUNDS, INC. INTL VALUE	0	114.445	114.445
**D	AMERICAN CANCER SOCIETY END	0	52.823	52.823
**D	JP TR SERV BK LTD ATF MATB MSCI KOKUSAI INDEX MOTHER F	0	510.202	510.202
**D	JP TR SERV BK LTD ATF FOR MATB MSCI INDEX SEL FUND- EUR PTF	0	2.877	2.877
**D	ENERGY INSURANCE MUTUAL LIMITED	0	51.599	51.599
**D	THE MASTER TR BK OF JP LTD ATF INVESCO DEV COUNT EQ INDEX M F	0	1.188	1.188
**D	ARCHITAS MULTI-MANAGER GLOBAL FUNDS UNIT TRUST	0	112.485	112.485
**D	AQR INTERNATIONAL EQUITY FUND II, L.P.	0	74.195	74.195
**D	AQR GLOBAL ENHANCED EQUITY FUND	0	216.220	216.220

Azionisti:

Azionisti in proprio:

1153

5

Teste:
Azionisti in delega:

8

1148

Pagina 26

LISTA ESITO DELLE VOTAZIONE

Oggetto: Determ. retribuzione membri effettivi Coll. Sind.

FAVOREVOLI

Badge	Ragione Sociale	Proprio	Delega	Totale
**D	AXA INVESTMENT MANAGERS DEUTSCHLAND GMBH FOR AXA EUROPA	0	95.000	95.000
**D	AXA INVESTMENT MANAGERS DEUTSCHLAND GMBH FOR AXA WELT	0	45.000	45.000
**D	GENERAL CONFERENCE CORPORATION OF SEVENTH DAY ADVENTISTS	0	15.159	15.159
**D	AXA ROSENBERG EQUITY ALPHA TRUST	0	569.000	569.000
**D	UNITED TECHNOLOGIES CORPORATION EMPLOYEE SAVINGS PLAN	0	440.559	440.559
**D	AMERICAN HEART ASSOCIATION	0	15.239	15.239
**D	MET INVESTOR SERIES TRUST-ALLIANC GLOBAL DYNAMIC ALL PTF	0	617.177	617.177
**D	MET INVESTORS SERIES TRUST- SCHROEDERS GLOBAL MULTI-ASSET PTF	0	43.470	43.470
**D	CADET HOLDINGS LIMITED	0	190.834	190.834
**D	COMBUSTION ENGINEERING 524 (G) ASBESTOS PI TRUST	0	29.975	29.975
**D	CHRISTIAN SUPER	0	53.250	53.250
**D	CHEVRON MASTER PENSION TRUST	0	37.603	37.603
**D	CAISSE DE DEPOT ET PLACEMENT DU QUEBEC	0	7.543.568	7.543.568
**D	THE REGENTS OF THE UNIVERSITY OF CALIFORNIA	0	4.916.751	4.916.751
**D	EATON VANCE (AUSTRALIA) HEXAVEST ALL-COUNTRY GL EQUITY FUND	0	8.179	8.179
**D	F+C INSTITUTIONAL INVESTMENT FUNDS ICVC- INST GLB EQ F	0	437.945	437.945
**D	F+C INSTITUTIONAL INVESTMENT FUNDS ICVC- INST EUROPEAN FUND	0	4.477.027	4.477.027
**D	FEDEX CORPORATION EMPLOYEES PENSION TRUST	0	169.982	169.982
**D	EATON VANCE TAX-MANAGED GLOBAL BUY-WRITE OPPORTUNITIES FUND	0	375.898	375.898
**D	EATON VANCE STRUCTURED INTERNATIONAL EQUITY FUND	0	14.019	14.019
**D	EATON VANCE MULTI MANAGER EUROPEAN EQUITY ACTIVE	0	293.443	293.443
**D	STICHTING F AND C UNHEDGE	0	757.397	757.397
**D	STICHTING F AND C WERELDWIJD ENHANCED AANDELENFONDS	0	204.345	204.345
**D	UAW RETIREE MEDICAL BENEFITS TRUST	0	3.528.134	3.528.134
**D	EATON VANCE HEXAVEST GLOBAL EQUITY FUND	0	5.394	5.394
**D	EATON VANCE HEXAVEST INTERNATIONAL EQUITY FUND	0	2.457	2.457
**D	PARAMETRIC STRUCTURED ABSOLUTE RETURN PORTFOLIO	0	5.639	5.639
**D	TAX - MANAGED INTERNATIONAL EQUITY PORTFOLIO	0	33.088	33.088
**D	GABELLI UTILITIES FUND	0	230.000	230.000
**D	THE GABELLI DIVIDEND & INCOME TRUST	0	350.000	350.000
**D	THE GABELLI GLOBAL UTILITY & INCOME TRUST	0	75.000	75.000
**D	AMERICAN INTERNATIONAL GROUP INC RETIREMENT PLAN	0	26.048	26.048
**D	SCHRODER GLOBAL BLEND FUND (CANADA)	0	44.099	44.099
**D	THE GM CANADA DOMESTIC TRUST	0	50.284	50.284
**D	KBR UK COMMON INVESTMENT FUND	0	171.800	171.800
**D	CITY OF HOPE	0	64.900	64.900
**D	BECKMAN RESEARCH INSTITUTE OF THE CITY OF HOPE	0	62.400	62.400
**D	CITY OF HOPE NATIONAL MEDICAL CENTER	0	31.300	31.300
**D	HEXAVEST EAFE EQUITY FUND	0	174.318	174.318
**D	HEXAVEST ACWI EQUITY FUND	0	7.204	7.204
**D	HEXAVEST WORLD EQUITY FUND	0	6.714	6.714
**D	TIFF INVESTMENT PROGRAM, INC - TIFF MULTI-ASSET FUND	0	137.500	137.500
**D	TRANSAMERICA ALLIANCEBERNSTEIN DYNAMIC ALLOCATION VP	0	23.905	23.905

Azionisti:

Azionisti in proprio: 1153

5

Azionisti in delega: 8

1148

Pagina 27

LISTA ESITO DELLE VOTAZIONE

Oggetto: Determ. retribuzione membri effettivi Coll. Sind.

FAVOREVOLI

Badge	Ragione Sociale	Proprio	Delega	Totale
**D	FIRST CHURCH OF CHRIST SCIENTIST	0	61.660	61.660
**D	ING DIRECT STREETWISE BALANCED INCOME FUND	0	14.437	14.437
**D	ING DIRECT STREETWISE BALANCED FUND	0	43.031	43.031
**D	ING DIRECT STREETWISE BALANCED GROWTH FUND	0	42.871	42.871
**D	ING DIRECT STREETWISE EQUITY GROWTH FUND	0	7.957	7.957
**D	STATE FARM MUTUAL FUND TRUST, INTERNATIONAL INDEX FUND	0	122.604	122.604
**D	MM MSCI EAFE INTERNATIONAL INDEX FUND	0	89.837	89.837
**D	GMO TAX-MANAGED GLOBAL BALANCED PORTFOLIO	0	254.396	254.396
**D	GMO AGGRESSIVE LONG/SHORT MASTER PORTFOLIO	0	785.066	785.066
**D	GMO IMPLEMENTATION FUND	0	3.999.369	3.999.369
**D	JANUS CAPITAL MANAGEMENT LLC	0	2.143	2.143
**D	JOHNSON & JOHNSON PENSION & SAVINGS PLANS MASTER TRUST	0	857.741	857.741
**D	SEASONS SERIES TRUST ASSET ALLOCATION: DIVERSIFIED GROWTH PTF	0	24.302	24.302
**D	SEASONS SERIES TRUST INTERNATIONAL EQUITY PORTFOLIO	0	84.739	84.739
**D	AARP EMPLOYEES' PENSION PLAN	0	91.881	91.881
**D	DWS EAFE EQUITY INDEX FUND	0	132.975	132.975
**D	LEGG MASON FUNDS ICVC - LEGG MASON CONTINENTAL EUROPEAN EQ F	0	20.845	20.845
**D	SPDR MSCI ACWI IMI ETF	0	1.222	1.222
**D	XEROX PENSIONS LIMITED AFF XEROX FINAL SALARY PENSION SCHEME	0	21.827	21.827
**D	ALLIANCEBERNSTEIN INTERNATIONAL ALL-COUNTRY PASSIVE SERIES	0	161.500	161.500
**D	MARYLAND STATE RETIREMENT & PENSION SYSTEM	0	1.621.098	1.621.098
**D	MGI FUNDS PLC	0	337.013	337.013
**D	MERCER GLOBAL EQUITY FUND	0	10.133	10.133
**D	COMPASS AGE LLC	0	97.283	97.283
**D	LOCKHEED MARTIN CORP DEFINED CONTRIBUTION PLAN MASTER TRUST	0	53.696	53.696
**D	CORE STRATEGIES INVESTMENT FUND LLC	0	155.187	155.187
**D	INTECH INTERNATIONAL FUND	0	39.785	39.785
**D	BLUE CROSS BLUE SHIELD OF KANSAS, INC	0	161.824	161.824
**D	NORTHROP GRUMMAN CORPORATION VEBA MASTER TRUST I	0	35.264	35.264
**D	STATE OF NEW JERSEY COMMON PENSION FUND D	0	5.317.728	5.317.728
**D	SISTERS OF ST FRANCIS HEALTH SERVICES MASTER PENSION TRUST	0	135.317	135.317
**D	ONTARIO TEACHERS PENSION PLAN BOARD	0	4.350.450	4.350.450
**D	CANADA PENSION PLAN INVESTMENT BOARD	0	8.451.216	8.451.216
**D	CANADA PENSION PLAN INVESTMENT BOARD	0	591.500	591.500
**D	CANADA PENSION PLAN INVESTMENT BOARD	0	421.921	421.921
**D	STATE TEACHERS RETIREMENT SYSTEM OF OHIO	0	5.843.493	5.843.493
**D	COSMOPOLITAN INVESTMENT FUND	0	2.433.614	2.433.614
**D	THE PHILLIPS 66 UK PENSION PLAN	0	517.952	517.952
**D	PHILIPS ELECTRONICS NORTH AMERICA CORP MASTER RETIR TR	0	49.509	49.509
**D	WESTPAC INTERNATIONAL SHARE INDEX TRUST	0	104.046	104.046
**D	RETIREMENT AND SECY PROGRAM FOR EMPL/NTCA AND MEMBERS SYS	0	332.499	332.499
**D	SSGA DOW JONES SUSTAINABILITY WORLD EX-AUSTRALIA INDEX TRUST	0	134.567	134.567
**D		0	22.292	22.292

Azionisti:

Azionisti in proprio:

1153

Teste:

5 Azionisti in delega:

8

1148

Pagina 28

Assemblea Ordinaria del 30 aprile 2013

LISTA ESITO DELLE VOTAZIONE

Oggetto: Determ. retribuzione membri effettivi Coll. Sind.

FAVOREVOLI

Badge	Ragione Sociale	Proprio	Delega	Totale
**D	GMO GLOBAL EQUITY TRUST	0	1.043.258	1.043.258
**D	INTEL CORPORATION RETIREE MEDICAL PLAN TRUST	0	49.044	49.044
**D	ALASKA COMMON TRUST FUND	0	119.409	119.409
**D	SPATE PUBLIC SECTOR SUPERANNUATION SCHEME	0	1.161.135	1.161.135
**D	PANAGORA DYNAMIC GLOBAL EQUITY FUND	0	517.935	517.935
**D	RETAIL EMPLOYEES SUPERANNUATION TRUST	0	3.912.525	3.912.525
**D	CHEVRON UK PENSION PLAN	0	10.316	10.316
**D	THE GE UK PENSION COMMON INVESTMENT FUND	0	276.376	276.376
**D	FLOURISH INVESTMENT CORPORATION	0	6.113.093	6.113.093
**D	GOV OF HM THE SULTAN AND YANG DI-PERTUAN OF BRUNEI DARUSSALAM	0	414.644	414.644
**D	GOVERNMENT PENSION FUND	0	34.198	34.198
**D	HOME AFFAIRS UNIFORMED SERVICES (INVEST FUND)	0	2.078	2.078
**D	PEOPLE'S BANK OF CHINA	0	6.397.517	6.397.517
**D	PEOPLE'S BANK OF CHINA	0	5.720.275	5.720.275
**D	MINISTRY OF STRATEGY AND FINANCE	0	59.836	59.836
**D	BEST INVESTMENT CORPORATION	0	324.249	324.249
**D	PEOPLE'S BANK OF CHINA	0	1.257.275	1.257.275
**D	DEUTSCHE DBI GLOBAL SHARES FUND	0	115.296	115.296
**D	SAL PENSION SCHEME	0	107.425	107.425
**D	HONG KONG SPECIAL ADMINISTRATIVE REGION GOVERNMENT-EXCHANGE F	0	341.606	341.606
**D	ASIAN DEVELOPMENT BANK	0	1.073.230	1.073.230
**D	HONGKONG ELECTRIC DEFINED CONTRIBUTION SCHEME	0	20.935	20.935
**D	SSGA MSCI ACWI EX-USA INDEX NON-LENDING DAILY TRUST	0	135.791	135.791
**D	PEOPLE'S BANK OF CHINA	0	674.782	674.782
**D	PEOPLE'S BANK OF CHINA	0	1.333.188	1.333.188
**D	HONG KONG SPECIAL ADMINISTRATIVE REGION GOVERNMENT-EXCHANGE F	0	1.796.610	1.796.610
**D	CALIFORNIA PUBLIC EMPLOYEES RETIREMENT SYSTEM	0	27.172.218	27.172.218
**D	SSGA SPDR ETFS EUROPE I PUBLIC LIMITED COMPANY	0	630.451	630.451
**D	STATE STREET GLOBAL ADVISORS EXEMPT UNIT TRUST	0	397.362	397.362
**D	SUNSUPER SUPERANNUATION FUND	0	1.219.818	1.219.818
**D	SUPERVALU INC. MASTER INVESTMENT TRUST	0	102.485	102.485
**D	ROMAN CATHOLIC BISHOP OF SPRINGFIELD A CORPORATION SOLE	0	7.747	7.747
**D	TEACHER RETIREMENT SYSTEM OF TEXAS	0	2.551.573	2.551.573
**D	AXA SWISS INSTITUTIONAL FUND - EQUITIES GLOBAL EX SWITZERLAND	0	35.733	35.733
**D	PINEBRIDGE GLOBAL FUNDS	0	103.891	103.891
**D	METZLER INVESTMENT GMBH FOR MI-FONDS 415	0	1.333.563	1.333.563
**D	CHANG HWA COMM BK AS MC OF ING CHB EUROPE HIGH DIVIDEND FUND	0	54.930	54.930
**D	UBS (IRL) ETF PLC	0	1.572	1.572
**D	VANGUARD INV F ICVC- FTSE DEV WOR LD EX - U.K. EQ INDEX F	0	278.723	278.723
**D	VANGUARD INV F ICVC-VANGUARD FTSE DEV EUROPE EX-UK EQ INDEX F	0	538.245	538.245
**D	WELLS FARGO ADVANTAGE DIVERSIFIED INTERNATIONAL FUND	0	48.100	48.100
**D	WELLS FARGO MASTER TRUST DIVERSIFIED STOCK PORTFOLIO	0	603.298	603.298
**D	WELLS FARGO MASTER TRUST INTERNATIONAL VALUE PORTFOLIO	0	688.400	688.400

Azionisti:

Azionisti in proprio: 1153

5

Azionisti in delega: 8

Pagina 29

1148

1148

287

Assemblea Ordinaria del 30 aprile 2013

LISTA ESITO DELLE VOTAZIONE

Oggetto: Determ. retribuzione membri effettivi Coll. Sind.

FAVOREVOLI

Badge	Ragione Sociale	Proprio	Delega	Totale
**D	WSIB INVESTMENTS (PUBLIC EQUITIES) POOLED FUND TRUST	0	2.462.240	2.462.240
**D	WASHINGTON STATE INVESTMENT BOARD	0	3.267.359	3.267.359
**D	DB-RP PORTFOLIO LTD.	0	234.666	234.666
**D	NEW YORK STATE TEACHERS RETIREMENT SYSTEM	0	3.452.991	3.452.991
**D	SCOTTISH WIDOWS INV SOL F ICVC- FUNDAMENTAL INDEX GLB EQ F	0	293.123	293.123
**D	SCOTTISH WIDOWS INV SOLUTIONS F ICVC- EUROPEAN (EX UK) EQ FD	0	2.638.045	2.638.045
**D	PRUDENTIAL RETIREMENT INSURANCE & ANNUITY COMPANY	0	1.161.522	1.161.522
**D	MANULIFE ASSET MANAGEMENT INTERNATIONAL EQUITY INDEX POOLED F	0	81.977	81.977
**D	EUROPE ALPHA COMMON TRUST FUND	0	540.665	540.665
**D	SS BK AND TRUST COMPANY INV FUNDS FOR TAXEXEMPT RETIREMENT PL	0	27.587.062	27.587.062
**D	DOW JONES SUSTAINABILITY WORLD INDEX NON-LENDING COMMON TR F	0	42.751	42.751
**D	STATE STREET GLOBAL ADVISORS, CAYMAN	0	10.569	10.569
**D	SSGA RUSSELL FD GL EX-US INDEX NONLENDING QP COMMON TRUST FUND	0	202.994	202.994
**D	SSGA ALL COUNTRY W EX-US INTEGR ALPHA SEL NON-LEND COMM TR F	0	228.182	228.182
**D	SSGA MSCI EUROPE SCREENED INDEX NON-LENDING COMMON TRUST FUND	0	163.170	163.170
**D	MSCI EAFE PROV SCREENED INDEX NON - LENDING COMMON TR FUND	0	117.201	117.201
**D	GLOBAL ADVANTAGE FUNDS - MAJOR MARKETS TELLFONDS	0	1.233.409	1.233.409
**D	STATE STREET GLOBAL ADVISORS LUXEMBOURG SICAV	0	147.014	147.014
**D	ALLIANZ GLOBAL INVESTORS FUND	0	619.680	619.680
**D	ALLIANZ SUISSE - STRATEGY FUND	0	37.785	37.785
**D	ALLIANZ EURO PROTECT DYNAMIC PLUS	0	265.380	265.380
**D	ALLIANZ HIGH DIVIDEND DISCOUNT	0	209.870	209.870
**D	GARANT DYNAMIC	0	151.477	151.477
**D	UNIVERSAL SHIPOWNERS MARINE INS ASS LTD EQUITY CLASS 3	0	47.522	47.522
**D	GOLDMAN SACHS FUNDS	0	347.357	347.357
**D	GOLDMAN SACHS FUNDS II	0	19.005	19.005
**D	MARCH FUND	0	33.351	33.351
**D	SELECT INDEX SERIES	0	388.207	388.207
**D	UBS ETF-UBS-ETF DJ EURO STOXX 50	0	2.556.907	2.556.907
**D	UBS ETF	0	1.955.608	1.955.608
**D	F+C FUND	0	359.178	359.178
**D	BP PENSION FUND	0	1.954.181	1.954.181
**D	SSGA INTERNATIONAL STOCK SELECTION FUND	0	1.209.338	1.209.338
**D	CUMBRIA LOCAL GOVERNMENT PENSION SCHEME	0	1.170.464	1.170.464
**D	INTERNATIONAL PAPER CO COMMINGLED INVESTMENT GROUP TRUST	0	1.099.474	1.099.474
**D	IBM 401K PLUS PLAN	0	1.130.712	1.130.712
**D	PENSION FUND ASSOCIATION FOR LOCAL GOVERNMENT OFFICIALS	0	320.869	320.869
**D	SSGA GLOBAL INDEX PLUS TRUST	0	385.397	385.397
**D	IBM RETIREMENT PLAN	0	159.738	159.738
**D	STATE OF ALASKA RETIREMENT AND BENEFITS PLANS	0	198.312	198.312
**D	DIGNITY HEALTH	0	1.892	1.892
**D	COLLEGE RETIREMENT EQUITIES FUND	0	2.780.259	2.780.259
**D	COLLEGE RETIREMENT EQUITIES FUND	0	356.729	356.729

Azionisti:
Azionisti in proprio:1153 Teste:
5 Azionisti in delega:8
1148

Pagina 30

Assemblea Ordinaria del 30 aprile 2013

LISTA ESITO DELLE VOTAZIONE

Oggetto: Determ. retribuzione membri effettivi Coll. Sind.

FAVOREVOLI

Badge	Ragione Sociale	Proprio	Delega	Totale
**D	TIIA-CREF INTERNATIONAL EQUITY INDEX FUND	0	2.494.459	2.494.459
**D	PACE INTERNATIONAL EQUITY INVESTMENTS	0	124.710	124.710
**D	REGIME DE RENTES DU MOUVEMENT DESJARDINS	0	11.076	11.076
**D	FONDS DE SOLIDARITE DES TRAVAILLEURS DU QUEBEC (F.T.Q.)	0	1.852.583	1.852.583
**D	FONDS DESJARDINS PLACEMENTS COMPLEMENTAIRES	0	847.309	847.309
**D	STATE BOSTON RETIREMENT SYSTEM	0	100.571	100.571
**D	VALIC COMPANY I - INTERNATIONAL EQUITIES FUND	0	244.625	244.625
**D	VALIC COMPANY I - INTERNATIONAL EQUITIES FUND	0	330.307	330.307
**D	VALIC COMPANY I - INTERNATIONAL EQUITIES FUND	0	467.446	467.446
**D	METROPOLITAN SERIES FUND MORGAN STANLEY EAFE INDEX PORTFOLIO	0	449.278	449.278
**D	STATE OF MINNESOTA	0	3.000.269	3.000.269
**D	ALAMEDA COUNTY EMPLOYEES' RETIREMENT ASSOCIATION	0	267.355	267.355
**D	TRANSAMERICA MORGAN STANLEY ACTIVE INTL ALLOCATION VP	0	8.831	8.831
**D	JOHN HANCOCK INSURANCE COMPANY OF VERMONT	0	37.157	37.157
**D	SPDR MSCI ACWI EX-US ETF	0	166.318	166.318
**D	SPDR FTSE/MACQUARIE GLOBAL INFRASTRUCTURE 100 ETF	0	399.341	399.341
**D	SPDR S&P WORLD (EX-US) ETF	0	151.706	151.706
**D	SPDR S+P INTERNATIONAL UTILITIES SECTOR ETF	0	348.552	348.552
**D	ORANGE COUNTY EMPLOYEES RETIREMENT SYSTEM	0	170.902	170.902
**D	CONSOLIDATED EDISON RETIREMENT PLAN	0	961.947	961.947
**D	MORGAN STANLEY INSTITUTIONAL FD TR - GLOBAL STRATEGIST PTF	0	235.453	235.453
**D	THE UNIVERSAL INST F INC - GLOBAL TACT ASSET ALL PTF	0	32.073	32.073
**D	MONTANA BOARD OF INVESTMENTS	0	295.955	295.955
**D	ILLINOIS STATE BOARD OF INVESTMENT	0	271.826	271.826
**D	SACRAMENTO COUNTY EMPLOYEES RETIREMENT SYSTEM	0	596.600	596.600
**D	SSGA INTERNATIONAL EQUITIES INDEX TRUST	0	251.868	251.868
**D	SSGA WEALTH WEIGHTED GLOBAL EQUITIES INDEX TRUST	0	67.600	67.600
**D	SSGA MSCI EAFE INDEX FUND	0	530.852	530.852
**D	STATE OF CONNECTICUT RETIREMENT PLANS & TRUST FUNDS	0	5.566.232	5.566.232
**D	SSGA WORLD INDEX EQUITY FUND	0	711.761	711.761
**D	SSGA ITALY INDEX EQUITY FUND	0	237.150	237.150
**D	SSGA EUROPE ALPHA EQUITY FUND I	0	254.580	254.580
**D	SSGA EMU INDEX EQUITY FUND	0	4.080.500	4.080.500
**D	SSGA UTILITIES INDEX EQUITY FUND	0	12.472	12.472
**D	SPDR MSCI EUROPE ETF	0	406.556	406.556
**D	SPDR MSCI EUROPE UTILITIES ETF	0	299.583	299.583
**D	SSGA EUROPE ENHANCED EQUITY FUND	0	807.185	807.185
**D	SSGA EUROPE INDEX EQUITY FUND	0	750.027	750.027
**D	SSGA EMU ALPHA EQUITY FUND I	0	1.246.548	1.246.548
**D	SSGA WORLD SRI INDEX EQUITY FUND	0	147.243	147.243
**D	ABBEEY LIFE ASSURANCE COMPANY LIMITED	0	1.237.442	1.237.442
**D	PENSIONS MANAGEMENT (S.W.F.) LIMITED	0	81.717	81.717
**D	SCOTTISH WIDOWS OVERSEAS GROWTH INV F ICVC - EURO GROWTH F	0	1.018.591	1.018.591

Azionisti:

Azionisti in proprio:

7153 - Tesoro

5 Azionisti in delega:

Pagina 31

8

1148

Assemblea Ordinaria del 30 aprile 2013

LISTA ESITO DELLE VOTAZIONE

Oggetto: Determ. retribuzione membri effettivi Coll. Sind.

FAVOREVOLI

Badge	Ragione Sociale	Proprio	Delega	Totale
**D	STATE STREET TRUSTEES LIMITED ATF SWIP CAPITAL TRUST	0	276.715	276.715
**D	MAJOR LEAGUE BASEBALL PLAYERS PENSION PLAN	0	484.184	484.184
**D	SPDR DJ EURO STOXX 50 ETF	0	5.953.968	5.953.968
**D	INTERNATIONAL ALPHA SELECT COMMON TRUST FUND	0	686.417	686.417
**D	EUROPE INDEX PLUS COMMON TRUST FUND	0	159.839	159.839
**D	COMMON TRUST ITALY FUND	0	6.956.323	6.956.323
**D	WORLD INDEX OLUS SECURITIES LENDING COMMON TRUST FUND	0	181.857	181.857
**D	MAINSTAY 130/30 INTERNATIONAL FUND	0	408.318	408.318
**D	MULTILATERAL INVESTMENT GUARANTEE AGENCY	0	48.926	48.926
**D	TELSTRA SUPERANNUATION SCHEME	0	1.041.200	1.041.200
**D	QUEENSLAND INVESTMENT TRUST NO 2	0	222.616	222.616
**D	BBVA BONO 2007 C FI	0	1.487.026	1.487.026
**D	BANCO BILBAO VIZCAYA ARGENTARIA-BBVA - MADRID BRANCH UNISUPER	0	1.281.830	1.281.830
**D	VICTORIAN SUPERANNUATION FUND	0	418.812	418.812
**D	QIC INTERNATIONAL EQUITIES FUND	0	1.191.780	1.191.780
**D	GOVERNMENT EMPLOYEES SUPERANNUATION BOARD	0	54.569	54.569
**D	SANTANDER PREMIUM FD SUBFUND EU.EX UK EQUITIES ABBEY NAT. HOUSE	0	705.567	705.567
**D	ING EUROPA FUND	0	370.656	370.656
**D	ING FUNDS SERVICES, LLC	0	2.513.227	2.513.227
**D	ING GLOBAL VALUE CHOICE FUND	0	144.191	144.191
**D	ING INTERNATIONAL VALUE CHOISE FUND	0	339.550	339.550
**D	AK STEEL CORPORATION MASTER PENSION TRUST	0	36.436	36.436
**D	WISDOMTREE DEFA FUND	0	279.533	279.533
**D	WISDOMTREE GLOBAL EQUITY INCOME FUND	0	785.937	785.937
**D	WISDOMTREE DEFA EQUITY INCOME FUND	0	175.176	175.176
**D	WISDOMTREE INTERNATIONAL LARGE CAP	0	597.893	597.893
**D	WISDOMTREE INTERNATIONAL DIVIDEND	0	458.721	458.721
**D	NON-US EQUITY MANAGERS PORTFOLIO 1 SERIES	0	2.325.481	2.325.481
**D	THE GREAT EASTERN LIFE ASSURANCE COMPANY LIMITED	0	245.364	245.364
**D	WISDOMTREE GLOBAL EX US UTILITIES FUND	0	30.059	30.059
**D	MERCER OSS TRUST	0	301.520	301.520
**D	VISION POOLED SUPERANNUATION TRUST	0	85.218	85.218
**D	NONUS EQUITY MANAGERS PORTFOLIO 3 OFFSHORE MASTER L.P.	0	125.146	125.146
**D	CITY OF NEW YORK GROUP TRUST	0	7.939	7.939
**D	THE GREAT EASTERN LIFE ASSURANCE COMPANY LIMITED	0	960.911	960.911
**D	ING INTERNATIONAL HIGH DIVIDEND	0	24.290	24.290
**D	MLC LIMITED	0	156.813	156.813
**D	WM POOL EQUITIES TRUST NO 20	0	39.156	39.156
**D	ING INFRASTRUCTURE INDUSTRIALS AND MATERIALS FUND	0	1.579.425	1.579.425
**D	ING WISDOMTREE GLOBAL HIGH-YIELDING EQUITY INDEX PORTFOLIO	0	1.384.960	1.384.960
**D	ING INVESTMENT TRUST COMPANY	0	285.460	285.460
**D	ING INTERNATIONAL INDEX PORTFOLIO	0	88.006	88.006
**D		0	261.976	261.976

Azionisti:
Azionisti in proprio:

1153

Teste:

5

Azionisti in delega:

1148

8

Pagina 32

LISTA ESITO DELLE VOTAZIONE

Oggetto: Determ. retribuzione membri effettivi Coll. Sind.

FAVOREVOLI

Badge	Ragione Sociale	Proprio	Delega	Totale
**D	GS TACS MARKET CONTINUOUS (INTL) LLC	0	741.272	741.272
**D	BOA PARAMETRIC	0	28.210	28.210
**D	WALTER E. DISNEY FAMILY TRUST UNDER WILL	0	21.739	21.739
**D	PRINCIPAL FUNDS INC INTERNATIONAL VALUE FUND 1	0	293.654	293.654
**D	INVESCO PERPETUAL GLOBAL EX UK ENHANCED INDEX FD	0	134.080	134.080
**D	INVESCO PERPETUAL GLOBAL EX UK CORE EQ. INDEX FUND	0	33.740	33.740
**D	NEWTON D.AND ROCHELLE F.BECKER FOUNDATION	0	13.380	13.380
**D	ING EURO STOXX 50 INDEX PORTFOLIO	0	2.110.058	2.110.058
**D	BNY MELLON GLOBAL FUNDS PLC	0	71.218	71.218
**D	THE BANK OF KOREA	0	160.366	160.366
**D	ING INTERNATIONAL VALUE FUND	0	1.004.110	1.004.110
**D	UNIPENSION INVEST FMBA EUROPAISKE AKTIER	0	601.981	601.981
**D	SEVENTH SWEDISH NATIONAL PENSION FUND - AP7 EQUITY FUND	0	4.555.266	4.555.266
**D	PRINCIPAL FUNDS INC.-INTERNATIONAL EQUITY INDEX FUND	0	388.279	388.279
**D	KNIGHTS OF COLUMBUS MASTER TRUST	0	76.978	76.978
**D	PENN SERIES DEVELOPED INTERNATIONAL INDEX FUND	0	53.172	53.172
**D	WILMINGTON MULTI-MANAGER INTERNATIONAL FUND	0	131.781	131.781
**D	MAXIM INTERNATIONAL INDEX PORTFOLIO OF MAXIM SERIES FUND, INC	0	223.101	223.101
**D	WM POOL EQUITIES TRUST NO. 38	0	313.391	313.391
**D	ADVANCED SERIES TRUST AST T.ROME PRICE ASSET ALLOCATION PORTFOLIO.	0	43.460	43.460
**D	ADVANCED SER TR AST SCHRODERS MULTI-AS.WORLD STRATEGIC PORTFOLIO	0	524.342	524.342
**D	LEGG MASON GLOBAL FUNDS PLC-LM BATTERYMARCH EUROPEAN EQUITY FD	0	129.143	129.143
**D	PRINCIPAL FUNDS INC GLOBAL MULTI STRATEGY FUND	0	129.687	129.687
**D	WINTON FUTURES FUND	0	592.161	592.161
**D	ADVANCED SERIES TRUST-AST SCHRODERS GLOBAL TACTICAL PORTFOLIO	0	430.948	430.948
**D	CF CANLIFE GLOBAL INFRASTRUCTURE FUND	0	31.628	31.628
**D	ALLIANZ GLOBAL INVESTORS KAPITALANLA GESELLSCHAFT MBH AG	0	3.436.137	3.436.137
**D	INVESTIN PRO F.M.B.A.	0	437.217	437.217
**D	ALLIANZ GLOBAL INVESTORS EUROPEGMBH ALD FONDS	0	323.153	323.153
**D	PRINCIPAL FUNDS INC- INTERNATIONAL GROWTH FUND	0	73.643	73.643
**D	ING INTERNATIONAL VALUE PORTFOLIO	0	319.010	319.010
**D	DBX MSCI EAFE CURRENCY -HEDGED EQUITY FUND	0	16.241	16.241
**D	WELLS FARGO AND COMPANY CASH BALANCE PLAN	0	91.491	91.491
**D	THE MEDICAL CENTRE INSURANCE COMPANY LTD.	0	41.608	41.608
**D	CERVURITE INTERNATIONAL LLC	0	63.923	63.923
**D	INTERNATIONAL BANK FOR RECONSTRUCTION AND DEVELOPMENT	0	435.036	435.036
**D	CF INTERNATIONAL STOCK INDEX FUND ONE	0	437.785	437.785
**D	DT INTERNATIONAL STOCK INDEX FUND ONE	0	701.450	701.450
**D	STICHTING CZ FUND DEPOSITARY	0	107.629	107.629
**D	APG-IS GLOBAL SUSTAINABILITY FUND	0	11.425	11.425
**D	ACHMEA PENSIOEN EN LEVENSVZERKERINGEN N.V.	0	2.372.790	2.372.790
**D	MCKINLEY CAPITAL MANAGEMENT FUND PLC	0	17.152	17.152
**D	MELLON INVESTMENT FUNDS-IGVC-NEWTON CONTINENTAL EUROPEAN FUND	0	693.152	693.152

Azionisti:
Azionisti in proprio:

1153 Teste:

5 Azionisti in delega:

8

1148

Pagina 33

LISTA ESITO DELLE VOTAZIONE

Oggetto: Determ. retribuzione membri effettivi Coll. Sind.

FAVOREVOLI

Badge	Ragione Sociale	Proprio	Delega	Totale
**D	NEWTON EUROPEAN HIGHER INCOME FUNDUND	0	99.440	99.440
**D	STICHTING PENSIOENFONDS HORECA & CATERING	0	498.795	498.795
**D	STICHTING BEDRIJFSTAKPENSIOEN FONDS VOORDE MEDIA FNO	0	167.500	167.500
**D	STICHTING DEPOSITARY APG DEVELOPED MARKETS EQUITY POOL	0	57.482.103	57.482.103
**D	ST BEDRIJFSTAKPFD V/H SCHILDERS-AFW- GLASZE	0	707.231	707.231
**D	DERYSHIRE COUNTY COUNCIL SUPERANNUATION FUND	0	529.741	529.741
**D	MASSEY FERGUSON WORKS PENSION SCHEME	0	20.855	20.855
**D	RHM PENSION SCHEME	0	52.774	52.774
**D	LONDON BOROUGH OF CROYDON PENSION FUND	0	107.330	107.330
**D	NATIONAL PENSIONS RESERVE FUNDCOMMISSION	0	607.080	607.080
**D	NORTH YORKSHIRE PENSION FUND	0	752.756	752.756
**D	RBS GROUP PENSION FUND	0	4.048.900	4.048.900
**D	SYNGENTA UK PENSION FUND EUROPEAN REGIONAL CENTRE	0	208.200	208.200
**D	ASSOCIATED BRITISH FOODS PENSION SCHEME	0	205.000	205.000
**D	BUCKINGHAMSHIRE COUNTY COUNCIL PENSION FUND	0	70.639	70.639
**D	BOC PENSION INVESTMENT FUND	0	868.057	868.057
**D	CHESHIRE PENSION FUND	0	1.758.631	1.758.631
**D	STICHTING BEWAARNEMING APG-IS2	0	31.123	31.123
**D	INTERPOLIS PENSIOENEN EUROPA POOL	0	421.344	421.344
**D	STG PFDS V.D. GRAFISCHE	0	1.435.220	1.435.220
**D	BPL	0	3.692.407	3.692.407
**D	STICHTING PENSIOENFONDS CARIBISCH	0	30.049	30.049
**D	STG BEDRIJFSTAKPFD V H	0	69.453	69.453
**D	PETTELAAR EFFECTENBEW INZ SNSRESP IND FND	0	952.242	952.242
**D	STICHTING PFDS VOOR DE TANDTECHNIEK	0	96.524	96.524
**D	PETTELAAR EFFECTENBEWAARBEDRIJFN.V.	0	60.000	60.000
**D	SRLEV NV INZ. AAND. POOL INT. MNDT SNS ASSET MNG	0	130.000	130.000
**D	STG PFDS CORP EXPRESS MANDAAT ALLIANCE CAPITA	0	51.257	51.257
**D	STICHTING PENSIOENFONDS ELSEVIER	0	83.350	83.350
**D	STICHTING BEWAARDER INTERPOLIS PENSIOENEN BELEGGINGSPOLS	0	368.249	368.249
**D	ARK LIFE ASSURANCE COMPANY LIMITED	0	907.698	907.698
**D	THE PASSIVE GLOBAL SHARE TRUSTT	0	363.664	363.664
**D	AMY SCOTT WILLER TRUST 3	0	3.500	3.500
**D	SANDRA SCOTT PARKER TRUST 3	0	3.500	3.500
**D	KAREN ANN SCOTT DIXON TRUST 3	0	3.500	3.500
**D	WALTER DAVID SCOTT TRUST 3	0	3.500	3.500
**D	AMUNDI FUNDS INDEX EQUITY EURO	0	390.180	390.180
**D	AMUNDI FUNDS INDEX EUROPE ACCOUNT	0	469.766	469.766
**D	AMUNDI FUNDS SELECT EURO	0	1.348.242	1.348.242
**D	AMUNDI FUNDS EQUITY EUROLAND VALUE	0	520.000	520.000
**D	STRUCTURA-ASYMMETRY EUROPE EQUITIES	0	61.367	61.367
**D	STRUCTURA - SMART EURO EQUITIES	0	365.663	365.663
**D	FONDACQ ROMA EURO-BALANCED CORE	0	63.753	63.753

Azionisti:
Azionisti in proprio:1153 Teste:
5 Azionisti in delega:8
1148

Pagina 34

LISTA ESITO DELLE VOTAZIONE

Oggetto: Determ. retribuzione membri effettivi Coll. Sind.

FAVOREVOLI

Badge	Ragione Sociale	Proprio	Delega	Totale
**D	EVOLUTIS	0	594.891	594.891
**D	MEDI ACTIONS	0	1.000.000	1.000.000
**D	REUNICA CAAM ACTIONS	0	980.363	980.363
**D	FCP AMUNDI PULSACTIONS	0	778.517	778.517
**D	CAAM ACTIONS INTERNATIONALES	0	9.117	9.117
**D	CAAM ACTIONS RESTRUCTURATIONS	0	39.707	39.707
**D	QUERCUS	0	191.892	191.892
**D	GRD 2	0	30.302	30.302
**D	CAAM SELECT EURO	0	1.136.752	1.136.752
**D	CAAM ACTIONS EURO CA-MF	0	230.625	230.625
**D	CAAM MIDCAP EURO	0	27.352	27.352
**D	CAAM MIDVALEURS EUROPE	0	107.830	107.830
**D	SICAV AMUNDI SELECT EUROPE	0	640.000	640.000
**D	ACTIF CANTON CREDIT AGRICOLE	0	42.367	42.367
**D	APOLLINE 1 ACTIONS	0	610.994	610.994
**D	ATOUT QUANTEUROLAND	0	672.301	672.301
**D	CAAM INDICIA MEDIAN	0	310.276	310.276
**D	CAAM ACTIONS DURABLES	0	233.781	233.781
**D	ATOUT VERT HORIZON	0	78.378	78.378
**D	SICAV 5000	0	1.076.547	1.076.547
**D	SLIVAFRANCE	0	894.046	894.046
**D	CAAM DYNALION EUROPE (CA) - L025	0	231.891	231.891
**D	SICAV AMUNDI ACTIONS EURO ISR	0	1.172.297	1.172.297
**D	DYNALION MONDE PEA L997	0	75.750	75.750
**D	HYMNOS L113	0	16.901	16.901
**D	ATOUT EUROLAND	0	2.243.229	2.243.229
**D	ATOUT EUROPE MONDE	0	261.729	261.729
**D	FCPE DYNAMIQUE JAS HENNESSY & CO	0	745	745
**D	EPARGNE PRUDENCE THALES	0	39.741	39.741
**D	CAAM LABEL EQUILIBRE	0	192.059	192.059
**D	EVIAN A EQUILIBRE	0	10.486	10.486
**D	I.S. DYNAMIQUE	0	7.719	7.719
**D	N 1 RENDEMENT USINOR	0	14.132	14.132
**D	VOCATION MARCHE ARIANESPACE CONSEIL DE SURVEILLANCE DU FCP	0	3.905	3.905
**D	CAAM LABEL PRUDENCE	0	61.466	61.466
**D	CAAM LABEL DYNAMIQUE	0	82.404	82.404
**D	LV CHALLENGE	0	37.884	37.884
**D	ASSURDIX	0	1.226.143	1.226.143
**D	CAAM INDEX EURO	0	197.768	197.768
**D	CAAM INDEX EUROPE	0	15.307	15.307
**D	FCP AMUNDI INDEX JAPON	0	9.946	9.946
**D	CAAM RESA ACTIONS EURO	0	172.550	172.550
**D	ATOUT MODERATIONS	0	573.294	573.294

Azionisti:
Azionisti in proprio:5 1153 - Teste:
5 Azionisti in delega:8
1148

Pagina 35

Assemblea Ordinaria del 30 aprile 2013

LISTA ESITO DELLE VOTAZIONE

Oggetto: Determ. retribuzione membri effettivi Coll. Sind.

FAVOREVOLI

Badge	Ragione Sociale	Proprio	Delega	Totale
**D	FCPE AMUNDI RESA ESG ACTIONS EURO	0	493.019	493.019
**D	FFP-ISR	0	17.846	17.846
**D	A.A.-IDEAM-ISR	0	64.435	64.435
**D	CPR MM EURO ACTIONS	0	80.837	80.837
**D	FCP ARRCO LONG TERMIE C	0	337.216	337.216
**D	ABELIO-SR	0	168.342	168.342
**D	ADPACTIONS	0	3.610	3.610
**D	FCPE ADPARGNE	0	6.376	6.376
**D	PREDICA ISR MONDE	0	57.179	57.179
**D	PREDICA ISR EUROPE	0	82.033	82.033
**D	FCP FMS 3	0	154.437	154.437
**D	FCP CRN SOGE ACTIONS	0	176.922	176.922
**D	FCP ALTIBEST	0	61.338	61.338
**D	FCP PREDIQUANT A2	0	219.268	219.268
**D	GRD 20	0	315.000	315.000
**D	I.P.I.E.E.S.	0	13.066	13.066
**D	TRIPLEO 2	0	1.451.936	1.451.936
**D	FCP LCL STRATEGIE 100	0	83.762	83.762
**D	FCP VILLIERS ALLEGRO	0	425.000	425.000
**D	CPR EUROLAND	0	996.738	996.738
**D	FCP CPR ACTIVE EUROPE	0	99.715	99.715
**D	FCP RSI EURO P	0	1.619.011	1.619.011
**D	FCP ICARE	0	157.393	157.393
**D	FDC A2	0	51.534	51.534
**D	FCPE TECHNIP DYNAMIQUE	0	10.208	10.208
**D	FCP LCL TRIPLE HORIZON AV (FEV 2011)	0	16.769	16.769
**D	AGIRA LARGE CAP EURO C	0	122.378	122.378
**D	VILLIERS ALTO	0	65.290	65.290
**D	FCP MEDI ACTIONS EURO	0	120.000	120.000
**D	FCP AMUNDI HORIZON	0	63.141	63.141
**D	CNP ASSUR VALEURS	0	54.042	54.042
**D	UFF TEMPO PEA	0	194.817	194.817
**D	FCP VILLIERS DIVERSIFIE CPR AM	0	767.788	767.788
**D	AMUNDI LOT53 FFR02J	0	91.490	91.490
**D	VANGUARD INVESTMENTS EUROPE SA	0	3.195.396	3.195.396
**D	ACADIAN INTERNATIONAL ALL-CAP FUND	0	230.431	230.431
**D	ACADIAN INTERNATIONAL EQUITY FUND I.P.	0	249.480	249.480
**D	ALASKA PERMANENT FUND CORPORATION	0	4.386.371	4.386.371
**D	ALAMOSIA LLC	0	7.934	7.934
**D	EAFE EQUITY FUND	0	89.301	89.301
**D	EAFE EQUITY FUND	0	119.307	119.307
**D	QUANTITATIVE GLOBAL VALUE PORTFOLIO BRANDYWINE INVESTMENTS TRUST	0	5.780	5.780
**D	BELLSOUTH CORP RFA VEBB TRUST FOR NONREPRESENTABLE EMPLOYEES	0	34.220	34.220

Azionisti:

Azionisti in proprio:

Tcsti:

Azionisti in delega:

Pagina 36

8

1148

LISTA ESITO DELLE VOTAZIONE

Oggetto: Determ. retribuzione membri effettivi Coll. Sind.

FAVOREVOLI

Badge	Ragione Sociale	Proprio	Delega	Totale
**D	BELLSOUTH CORPORATION RFA VERA TRUST	0	194.112	194.112
**D	AAA NORTHERN CALIFORNIA NEVADA & UTAH INSURANCE EXCHANGE	0	203.075	203.075
**D	FLORIDA STATE BOARD OF ADMINISTRATION	0	261.038	261.038
**D	THE CLEVELAND CLINIC FOUNDATION	0	180.480	180.480
**D	CLEVELAND CLINIC HEALTH SYSTEMENSION TRUST	0	75.518	75.518
**D	THE CANADA LIFE ASSURANCE COMPANY	0	3.628	3.628
**D	ONTARIO POWER GENERATION INC .	0	996.693	996.693
**D	ONTARIO POWER GENERATION INC .	0	182.745	182.745
**D	BNY MELLON EMPLOYEE BENEFIT COLLECTIVE INVESTMENT FUND PLAN	0	5.906.629	5.906.629
**D	THE DUN AND BRADSTREET CORP DEFINED BENEFIT GROUP TRUST	0	87.712	87.712
**D	ADVANTAGE FUNDS INC - GLOBAL ALPHA FUND	0	26.178	26.178
**D	DREYFUS INDEX FUNDS INC DREYFUS INTERNATIONAL STC	0	278.459	278.459
**D	BNY MELLON FUNDS TRUST BNY MELLON INTL EQUITY INCOME FUND	0	22.200	22.200
**D	PANAGORA ASSET MANAGEMENT .	0	1.918	1.918
**D	COUNTY EMPLOYEES ANNUITY AND BENEFIT FUND OF COOK COUNTY	0	173.868	173.868
**D	EVANGELICAL LUTHERAN CHURCH INAMERICA BOARD OF PEN	0	150.021	150.021
**D	THE ROYAL INST FOR THE ADVANCEMENT OF LEARNING MCGILL UNIVERSITY	0	25.392	25.392
**D	EDUCATIONAL EMPLOYEES' SUPP. RET. SYSTEM OF FAIRFAX COUNTY	0	283.265	283.265
**D	FIDELITY COMMONWEALTH TRUST II FID INTERNAT ENCHANGED INDEX FUND	0	44.699	44.699
**D	FIDELITY CONCORD STREET TRUST; SPARTAN INTERNATIONAL INDEX FD	0	5.831.139	5.831.139
**D	FIRE AND POLICE PENSION ASSOCIATION OF COLOR	0	235.613	235.613
**D	FLORIDA RETIREMENT SYSTEM .	0	454.187	454.187
**D	FLORIDA RETIREMENT SYSTEM .	0	104.799	104.799
**D	FLORIDA RETIREMENT SYSTEM .	0	5.179.488	5.179.488
**D	THE GREAT-WEST LIFE ASSURANCE COMPANY	0	57.476	57.476
**D	THE GABELLI UTILITY TRUST INC .	0	300.000	300.000
**D	COUNSEL GLOBAL DIVIDEND	0	13.100	13.100
**D	CHRISTUS HEALTH .	0	45.000	45.000
**D	BMO INTERNATIONAL EQUITY HEDGEDFO CAD INDEX ETF	0	107.077	107.077
**D	KROGER COMPANY MASTER RETIREMENT TRUST	0	55.229	55.229
**D	KANSAS PUBLIC EMPLOYEES RETIREMENT	0	52.276	52.276
**D	UFCW CONSOLIDATED PENSION FUND	0	25.853	25.853
**D	LOS ANGELES COUNTY EMPLOYEES RETIREMENT ASSOCIATI	0	1.496.559	1.496.559
**D	LUCENT TECHNOLOGIES INC. DEFINED CONTRIBUTION PLAN MASTER TRUST	0	2.807.044	2.807.044
**D	LONDON LIFE INSURANCE COMPANY .	0	100.157	100.157
**D	LUCENT TECHNOLOGIES INC. MASTERPENSION TRUST	0	252.962	252.962
**D	LVIP SSGA DEVELOPED INTERNATIONAL 150 FU	0	1.267.459	1.267.459
**D	LVIP SSGA INTERNATIONAL INDEX FUND	0	654.852	654.852
**D	SHERIFFS PENSION AND RELIEF FUND	0	44.012	44.012
**D	LOUISIANA STATE EMPLOYEES' RETIREMENT SYSTEM	0	660.600	660.600
**D	TEACHERS' RETIREMENT SYSTEM OF LOUISIANA	0	33.625	33.625
**D	MBC INVESTMENTS CORPORATION	0	8.555	8.555
**D	CITY OF MEMPHIS RETIREMENT SYSTEM	0	20.000	20.000

Azionisti:

Azionisti in proprio:

Teste:

Azionisti in delega:

8

1148

Pagina 37

LISTA ESITO DELLE VOTAZIONI

Oggetto: Determ. retribuzione membri effettivi Coll. Sind.

FAVOREVOLI

Badge	Ragione Sociale	Proprio	Delega	Totale
**D	MCGILL UNIVERSITY PENSION FUND	0	16.435	16.435
**D	MARCO CONSULTING GROUP TRUST 1	0	193.900	193.900
**D	EMPLOYEE RETIREMENT INCOME PLANTRUST OF 3M COM	0	838.071	838.071
**D	MANVILLE PERSONAL INJURY SETTLEMENT TRUST	0	50.711	50.711
**D	MERCY INVESTMENT SERVICES	0	88.506	88.506
**D	MARS GMBH	0	1.492.135	1.492.135
**D	METROPOLITAN WATER RECLAMATION DISTRICT RETIREMENT FUND	0	20.142	20.142
**D	MINISTRY OF FINANCE OF THE REPUBLIC OF KAZAKHST	0	779.938	779.938
**D	MINISTRY OF FINANCE OF THE REPUBLIC OF KAZAKHST	0	486.470	486.470
**D	TREASURER OF THE STATE OF NORTH CAROLINA EQUITY INVESTMENT FUND POOLED	0	2.820.727	2.820.727
**D	INTERNATIONAL EQUITY INCOME FUND	0	3.700	3.700
**D	ROGERSCASEY TARGET SOLUTIONS LLC.	0	140.503	140.503
**D	ROGERSCASEY TARGET SOLUTIONS LLC.	0	183.965	183.965
**D	NSP MONTICELLO MINNESOTA RETAIL QUALIFIED TRUST	0	32.732	32.732
**D	NSP MINNESOTA PRAIRIE I RETAIL QUALIFIED TRUST	0	26.314	26.314
**D	NSP MINNESOTA RETAIL PRAIRIE I QUALIFIED TRUST	0	28.239	28.239
**D	PUBLIC EMPLOYEES RETIREMENT SYSTEM OF NEVADA	0	2.305.629	2.305.629
**D	RETIREMENT BENEFITS INVESTMENT FUND	0	19.715	19.715
**D	NEW YORK STATE DEFERRED COMPENSATION PLAN	0	55.351	55.351
**D	BELL ATLANTIC MASTER TRUST	0	86.600	86.600
**D	BELL ATLANTIC MASTER TRUST	0	183.566	183.566
**D	BELL ATLANTIC MASTER TRUST	0	645.762	645.762
**D	ONTARIO PENSION BOARD	0	950.898	950.898
**D	ONTARIO POWER GENERATION INC. PENSION PLAN	0	549.080	549.080
**D	OPEC FUND FOR INTERNATIONAL DEVELOPMENT	0	388.059	388.059
**D	POINT BEACH UNIT 1 AND UNIT 2 NO TRUST-ACCOUNTING MECHANISM	0	13.161	13.161
**D	CHRISTUS HEALTH CASH BALANCE PLAN	0	47.300	47.300
**D	PACIFIC GAS AND ELECTRIC QUALIFIED CPUC DECOMMISSIONING TRUST	0	226.584	226.584
**D	PANAGORA GROUP TRUST	0	19.245	19.245
**D	PG&E POSTRET. MEDICAL PLAN TR.MGMT & NONBARGAINING	0	13.642	13.642
**D	POOL REINSURANCE COMPANY LIMITED	0	554.962	554.962
**D	PENSION RESERVES INVESTMENT TRUST FUND	0	2.064.071	2.064.071
**D	INDIANA PUBLIC EMPLOYEES RETIREMENT FUND	0	82.145	82.145
**D	PUBLIC EMPLOYEE RETIREMENT SYSTEM OF IDAHO	0	301.237	301.237
**D	ARIZONA PSPRS TRUST	0	338.562	338.562
**D	CC & L ARROWSTREET EAFE EQUITY FUND	0	198.646	198.646
**D	SANTA BARBARA COUNTY EMPLOYEES RETIREMENT SYSTEM	0	52.229	52.229
**D	RENAISSANCE INTERNATIONAL DIVIDEND FUND	0	21.943	21.943
**D	RR DONNELLEY SAVING PLAN MASTERTRUST	0	78.668	78.668
**D	AON HEWITT GROUP TRUST	0	16.583	16.583
**D	AON HEWITT GROUP TRUST	0	17.052	17.052
**D	SOUTHERN CALIFORNIA EDISON CO NUCLEAR FACILITIES Q	0	335.180	335.180
**D	AT&T UNION WELFARE BENEFIT TRUST	0	579.320	579.320

296

LISTA ESITO DELLE VOTAZIONE

Oggetto: Determ. retribuzione membri effettivi Coll. Sind.

FAVOREVOLI

Badge	Ragione Sociale	Proprio	Delega	Totale
**D	SEMPRA ENERGY PENSION MASTER TRUST	0	251.157	251.157
**D	SHELL PENSION TRUST	0	469.275	469.275
**D	STATE OF WISCONSIN INVESTMENT BOARD	0	325.000	325.000
**D	STATE OF WISCONSIN INVESTMENT BOARD	0	2.522.800	2.522.800
**D	STATE OF WISCONSIN INVESTMENT BOARD	0	253.200	253.200
**D	STATE OF WISCONSIN INVESTMENT BOARD	0	2.415.574	2.415.574
**D	STATE OF WISCONSIN INVESTMENT BOARD	0	268.398	268.398
**D	STATE OF WISCONSIN INVESTMENT BOARD	0	2.968.074	2.968.074
**D	STATE OF WISCONSIN INVESTMENT BOARD	0	229.278	229.278
**D	STATE OF WISCONSIN INVESTMENT BOARD	0	1.590.246	1.590.246
**D	TD EMERALD INTERNATIONAL EQUITYINDEX FUND	0	136.308	136.308
**D	TD INTERNATIONAL INDEX FUND	0	44.139	44.139
**D	TD EUROPEAN INDEX FUND	0	316.200	316.200
**D	SCHOOL EMPLOYEES RETIREMENT SYSTEM OF OHIO	0	2.757.554	2.757.554
**D	PUBLIC SECTOR PENSION INVESTMENT BOARD	0	519.200	519.200
**D	IMPERIAL INTERNATIONAL EQUITY POOL	0	491.233	491.233
**D	IMPERIAL GLOBAL EQUITY INCOME POOL	0	287.400	287.400
**D	TENNESSEE VALLEY AUTHORITY RETIREMENT SYSTEM	0	1.180.329	1.180.329
**D	ONTARIO POWER GENERATION INC	0	216.313	216.313
**D	UNIVERSITY OF GUELPH FOREIGN PROPERTY TRUST	0	87.336	87.336
**D	UNITED TECHNOLOGIES CORP. MASTER RETIREMENT TR	0	39.101	39.101
**D	WRIGHT INTERNATIONAL BLUE CHIPSEQUITIES FUND	0	32.720	32.720
**D	DREXEL HAMILTON CENTRE GLOBAL EQUITY FUND	0	402.172	402.172
**D	VEBA PARTNERSHIP N LP	0	761.818	761.818
**D	VIRGINIA RETIREMENT SYSTEM	0	1.550.898	1.550.898
**D	VIRGINIA RETIREMENT SYSTEM	0	27.086	27.086
**D	VERIZON MASTER SAVINGS TRUST	0	171.470	171.470
**D	WELLPOINT MASTER TRUST	0	989	989
**D	FOREST FOUNDATION	0	3.926	3.926
**D	STEWARDSHIP FOUNDATION	0	86.174	86.174
**D	CIBC INTERNATIONAL INDEX FUND	0	37.654	37.654
**D	CIBC EUROPEAN INDEX FUND	0	29.929	29.929
**D	CIBC POOLED INTERNATIONAL EQUITY INDEX FUND	0	0	0
800	DI STEFANO STEFANO	0	2.937.972.731	2.937.972.731
DE*	MINISTERO DELL'ECONOMIA E DELLE FINANZE	0	1.520	1.520
RA	SERVIZIO TITOLI SPA RAPPR. DESIGNATO EX ART. 135 UNDECIES TUF IN PERSONA DI VERONICA CICIRIELLO	0	7.678	7.678
982	ROSSI AGOSTINO	11.993		11.993
Totale voti				
Percentuale votanti %	4.165.186.767			
Percentuale Capitale %	91,944244			
	44,294675			

Azionisti:
Azionisti in proprio:

1153

Teste:

5 Azionisti in delega:



Pagina 39

1148

Assemblea Ordinaria del 30 aprile 2013ESITO VOTAZIONE

Oggetto : Relazione sulla remunerazione

Hanno partecipato alla votazione:

-n° 1578 azionisti,

portatori di n° 4.530.116.002 azioni ordinarie, tutte ammesse al voto,

pari al 48,175515% del capitale sociale.

Hanno votato:

% su Azioni Ordinarie
Ammesse al voto

Favorevoli	4.364.233.447	96,338227
Contrari	92.056.434	2,032099
SubTotale	4.456.289.881	98,370326
Astenuti	62.381.121	1,377031
Non Votanti	11.445.000	0,252643
SubTotale	73.826.121	1,629674
Totale	4.530.116.002	100,000000

Ai sensi dell'art. 135-undecies del TUF **non sono computate** ai fini del calcolo della maggioranza e del capitale richiesto per l'approvazione della delibera numero 0 azioni pari al **0,000000%** delle azioni rappresentate in aula.

LISTA ESITO DELLE VOTAZIONE

Oggetto: Relazione sulla remunerazione

CONTRARI

Badge	Ragione Sociale	Proprio	Delega	Totale
612	PALOMBO GIANLUCA	0	0	0
**D	BAYERNINVEST KAPITALANLAGEGESELLSCHAFT M	0	256.637	256.637
**D	REGARD ACTIONS DEVELOPPEMENT DURABLE	0	300.000	300.000
**D	FUTURE DIRECTIONS CORE INT SHARE FUND 2	0	86.985	86.985
**D	WHOLESALE UNIT TRUST GLOBAL SHARES F 3	0	13.843	13.843
**D	FCP ARPEGE ACTIONS	0	50.000	50.000
**D	FCP SCORE MARIE JOSEPH	0	10.000	10.000
**D	FCP UNION LONG SHORT EUROPE	0	100.493	100.493
**D	FCP SCORE SIGMA	0	4.500	4.500
**D	FCP SCORE SAXE	0	5.000	5.000
**D	CM-CIC PERSPECTIVE STRATEGIE 50	0	3.096	3.096
**D	FCPE CONVERGENCE DIVERSIFIE	0	159.812	159.812
**D	FCP GAILLON 130/30	0	26.154	26.154
**D	FCP ES GESTION EQUILIBRE	0	250.000	250.000
**D	FCP ES DYNAMIQUE	0	308.560	308.560
**D	FCP ES TEMPERE	0	70.000	70.000
**D	FCP CM ACTIONS EURO	0	778.394	778.394
**D	VALORATIONS	0	100.000	100.000
**D	FCP GAILLON MAITRE ACTIONS	0	74.031	74.031
**D	FCP UNION EUROPE	0	487.246	487.246
**D	FCP UNI 1	0	93.000	93.000
**D	FCP SCORE THANRY	0	1.186	1.186
**D	FCP SCORE SAINT JOSEPH	0	2.878	2.878
**D	FCP SCORE SAINTE URSULE	0	3.098	3.098
**D	SCORE SAINT NICOLAS	0	20.000	20.000
**D	FCP SCORE PILLAUD	0	6.010	6.010
**D	FCP SCORE ORMESSON	0	5.388	5.388
**D	FCP SCORE M O	0	3.964	3.964
**D	FCP SCORE GALIEN	0	13.284	13.284
**D	FCP SCORE BON SECOURS	0	7.000	7.000
**D	FCP SCORE AUMEX	0	3.000	3.000
**D	FCP SCORE AD BESANCON	0	5.344	5.344
**D	FCPE ROUSSELOT MIXTE	0	1.216	1.216
**D	FCP PATRIMOINE PLACEMENT 5	0	4.414	4.414
**D	FCP PATRIMOINE PLACEMENT 3	0	4.952	4.952
**D	FCP PATRIMOINE PLACEMENT 2	0	2.430	2.430
**D	FCP PATRIMOINE PLACEMENT	0	1.746	1.746
**D	MONSANTO ACTIONS	0	12.160	12.160
**D	FCP LUCKY	0	3.082	3.082
**D	1612 FCP KOLBENSCHMIDT PIERBURG	0	1.440	1.440
**D	FCP GUTENBERG	0	8.200	8.200
**D	FCP GROUPE BRIAND	0	1.382	1.382
**D	FCP GESTION PLACEMENT 1	0	2.931	2.931

Azionisti: 150 Teste: 2
 Azionisti in proprio: 0 Azionisti in delega: 150

Pagina 1

LISTA ESITO DELLE VOTAZIONE
 Oggetto: Relazione sulla remunerazione

CONTRARI

Badge	Ragione Sociale	Proprio	Delega	Totale
**D	1515 FCP GERARD FERRIER	0	1.900	1.900
**D	FREESCALE DYNAMIQUE	0	7.000	7.000
**D	FREESCALE DIVERSIFIE	0	27.360	27.360
**D	FCP BAUD CIC	0	6.700	6.700
**D	ESEOIR FCP	0	2.500	2.500
**D	FCPE EUROPE ASSISTANCE DIVERSIFIE	0	6.080	6.080
**D	CM EUROPE ACTIONS	0	72.909	72.909
**D	CM ALLIANCE FCP	0	4.000	4.000
**D	FCP CAPSUGEL	0	9.880	9.880
**D	CANSON ET MONGOLFIER	0	1.500	1.500
**D	FCP BRANT	0	1.110	1.110
**D	1327 FCP BOUE SCALBERT DUPONT	0	24.400	24.400
**D	AREPEGE PREVOYANCE	0	77.280	77.280
**D	AREGE	0	149.320	149.320
**D	CAPACITY FONDS INSTITUTIONNEL-ACTIONS ETRANGERES PIB	0	128.737	128.737
**D	OFI MULTI SELECT	0	84.682	84.682
**D	JP MORGAN CHASE RETIREMENT PLAN	0	10.916	10.916
**D	CITY OF PHILADELPHIA PUBLIC RETIREMENT	0	98.669	98.669
**D	LINCOLNSHIRE COUNTY COUNCIL PENSION FUND	0	171.408	171.408
**D	BOMBARDIER TRUST (CANADA) GLOBAL EQUITIES FUND - BOMBARDIER INC -	0	18.993	18.993
**D	THE BOMBARDIER TRUST (UK)	0	67.042	67.042
**D	CHEVRON CANADA LIMITED MASTER TRUST	0	6.099	6.099
**D	REGIME DE RETRAITE DE L'UNIVER DU QUEBEC	0	167.033	167.033
**D	ROYAL BANK OF CANADA CARIBBEAN	0	4.709	4.709
**D	BBH B J T S RE CMA MFS EX-JAPAN GROWTH MOTHER FUND	0	180.891	180.891
**D	FCP CAMGEST VALEURS EURO	0	412.704	412.704
**D	FCPE HORIZON EP. ACTION	0	50.000	50.000
**D	FCP GLOBAL EURO	0	375.326	375.326
**D	FCP GERISO	0	49.002	49.002
**D	FCP DIVERS D&O CAMGEST	0	85.002	85.002
**D	FCP CAMGESTION REUNICA	0	64.735	64.735
**D	AVENIR EURO	0	300.000	300.000
**D	FCP LITHIUM	0	595.728	595.728
**D	FEDERIS AVENIR EURO-PE	0	1.008.700	1.008.700
**D	FCP BNP PARIBAS INDICE EURO	0	412.104	412.104
**D	FCP BNP PBAS EUROPE DIVIDENDE	0	1.230.155	1.230.155
**D	EASY ETF EURO STOXX 50	0	1.532.337	1.532.337
**D	FCP BNP PARIBAS ACTIONS EUROLAND	0	1.108.534	1.108.534
**D	FCP BNP ACTION EUROPE	0	37.043	37.043
**D	FCP FEDERIS EUROPE ACTIONS	0	31.200	31.200
**D	FUNDQUEST EUROPE MULTIM.	0	6.000	6.000
**D	FEDERIS PPARSNE-EQUILLIBREE	0	58.800	58.800
**D	PARVEST	0	4.221.865	4.221.865

Pagina 2

2
150

Azionisti: 150 Teste:
 Azionisti in proprio: 0 Azionisti in delega: 150

LISTA ESITO DELLE VOTAZIONE
 Oggetto: Relazione sulla remunerazione

CONTRARI

Badge	Ragione Sociale	Proprio	Delega	Totale
**D	PARWORLD	0	409.361	409.361
**D	GA FUND B	0	324.273	324.273
**D	POOL I GLOBAL HIGH DIVIDEND EQUITY POOL	0	256.516	256.516
**D	BNP PARIBAS LI	0	1.266.213	1.266.213
**D	BNP PARIBAS FUND III NV	0	2.966.879	2.966.879
**D	LOCKHEED MARTIN CORP MASTER TRUST	0	27.503	27.503
**D	LOCKHEED MARTIN CORP MASTER TRUST	0	138.462	138.462
**D	LOCKHEED MARTIN CORPORATION BENEFIT TRUS	0	21.656	21.656
**D	MT AGREEMENT BETWEEN PFIZER&NT COMPANY	0	25.202	25.202
**D	LOCKHEED MARTIN CORPORATION SALARIED SAV	0	10.326	10.326
**D	BAYERNINVEST KAG MBH	0	2.531.834	2.531.834
**D	MACIF GESTION	0	796.268	796.268
**D	NATIXIS AM	0	304.800	304.800
**D	EATON VANCE INTERNATIONAL (IRELAND) FUNDS PLC	0	4.170	4.170
**D	UNITED FOOD + COMMERCIAL WORKERS INT PENSION PLAN FOR EMPLOYEES	0	57.200	57.200
**D	BRICKLAYERS + TROWEL TRADES INTERNATIONAL PENSION FUND	0	71.200	71.200
**D	COLONIAL FIRST STATE INVESTMENT LTD	0	73.436	73.436
**D	LOCKHEED MARTIN SUPPLEMENTAL EXCESS RETIREMENT TRUST	0	8.766	8.766
**D	CHEVRON MASTER PENSION TRUST	0	37.603	37.603
**D	EATON VANCE (AUSTRALIA) HEXAVEST ALL-COUNTRY GL EQUITY FUND	0	8.179	8.179
**D	EATON VANCE HEXAVEST GLOBAL EQUITY FUND	0	5.394	5.394
**D	EATON VANCE HEXAVEST INTERNATIONAL EQUITY FUND	0	2.457	2.457
**D	HEXAVEST EAFE EQUITY FUND	0	174.318	174.318
**D	HEXAVEST ACWI EQUITY FUND	0	7.204	7.204
**D	HEXAVEST WORLD EQUITY FUND	0	6.714	6.714
**D	XEROX PENSIONS LIMITED ATF XEROX FINAL SALARY PENSION SCHEME	0	21.827	21.827
**D	MERCER GLOBAL EQUITY FUND	0	10.133	10.133
**D	LOCKHEED MARTIN CORP DEFINED CONTRIBUTION PLAN MASTER TRUST	0	53.696	53.696
**D	CHEVRON UK PENSION PLAN	0	10.316	10.316
**D	GOLDMAN SACHS FUNDS II	0	19.005	19.005
**D	DIGNITY HEALTH	0	1.892	1.892
**D	AARGAUISCHE PENSIONSKASSE	0	251.392	251.392
**D	UNISUPER	0	418.812	418.812
**D	MERCER OSS TRUST	0	85.218	85.218
**D	APG-IS GLOBAL SUSTAINABILITY FUND	0	11.425	11.425
**D	STICHTING DEPOSITARY APG DEVELOPED MARKETS EQUITY POOL	0	57.482.103	57.482.103
**D	STICHTING BEWAARMING APG-IS2	0	31.123	31.123
**D	ECOFI ACTIONS SCR	0	33.135	33.135
**D	IBM FRANCE	0	201.000	201.000
**D	HAMELIN DIVERSIFIE FLEX II	0	22.814	22.814
**D	FORTIS INVESTMENT MANAGEMENT	0	389.120	389.120
**D	BOURBON 4	0	130.747	130.747
**D	UNIVERS CNP 1	0	686.899	686.899

Azionisti:
 Azionisti in proprio: 150
 Azionisti in delega: 0

Taste: 2
 150

Pagina 3

Assemblea Ordinaria del 30 aprile 2013

LISTA ESITO DELLE VOTAZIONE
 Oggetto: Relazione sulla remunerazione

CONTRARI

Badge	Ragione Sociale	Proprio	Delega	Totale
**D	FC CARPIMKO	0	226.150	226.150
**D	CROISSANCE DIVERSIFIE	0	6.815	6.815
**D	CONCORDE 96	0	133.058	133.058
**D	CARPIMKO INTERNATIONAL	0	215.419	215.419
**D	IXIS FLAMME	0	133.800	133.800
**D	FCP NATIXIS IONIS	0	52.010	52.010
**D	I CROISSANCE	0	102.527	102.527
**D	CMD AGIRC IXIS D	0	418.446	418.446
**D	IXIS EURO ACTIONS	0	1.734.225	1.734.225
**D	CNP ASSUR PIERRE	0	98.359	98.359
**D	CNP ASSUR VALEURS	0	229.009	229.009
**D	FCP CARPIMKO EUROPE	0	287.738	287.738
**D	FCP CNP GGR	0	29.667	29.667
**D	ABP ACTIONS	0	2.278.547	2.278.547
**D	AREGE 2IC	0	102.368	102.368
**D	AREVA DIVERSIFIE OBLIGATAIRE	0	28.784	28.784
**D	NATIXIS ES ACTIONS EURO	0	106.791	106.791
**D	THE ROYAL INST FOR THE ADVANCEMENT OF LEARNING MCGILL UNIVERSITY	0	25.392	25.392
**D	MCGILL UNIVERSITY PENSION FUND	0	16.435	16.435
**D	MARCO CONSULTING GROUP TRUST 1	0	193.900	193.900
**D	METROPOLITAN WATER RECLAMATION DISTRICT RETIREMENT FUND	0	20.142	20.142
**D	AON HEWITT GROUP TRUST	0	17.052	17.052

Totale voti 92.056.434
 Percentuale votanti % 2,032099
 Percentuale Capitale % 0,978974

Azionisti: 150 Teste: 150
 Azionisti in proprio: 0 Azionisti in delega: 150

Pagina 4

2
150

LISTA ESITO DELLE VOTAZIONE
 Oggetto: Relazione sulla remunerazione

ASTENUTI

Badge	Ragione Sociale	Proprio	Delega	Totale
1935	PEDERSOLI LANFRANCO	6.016	0	6.016
2989	BALDINI CLAUDIA	0	1.378	1.378
612	PALOMBO GIANLUCA	0	0	0
**D	ARCA SGR FONDO ARCA AZIONI ITALIA	0	6.500.000	6.500.000
**D	ARCA SGR FONDO ARCA BB	0	1.500.000	1.500.000
**D	ANIMA SGR SPA - FONDO ANIMA ITALIA	0	4.500.000	4.500.000
**D	SOMERSET COUNTY COUNCIL PENSION FUND	0	184.506	184.506
**D	WEST MIDLANDS METROPOLITAN AUTHORITI	0	744.800	744.800
**D	WEST YORKSHIRE PENSION FUND	0	1.216.000	1.216.000
**D	MERSEYSIDE PENSION FUND	0	300.000	300.000
**D	SUPEANN ARRANGE UNIVERSITY LONDON	0	197.008	197.008
**D	FCP VH CAAM ACTIONS	0	225.000	225.000
**D	FCP DIVERSIFIE D&O CPR	0	181.902	181.902
**D	S2G	0	208.624	208.624
**D	CPR AM	0	1.132.209	1.132.209
**D	AMUNDI	0	620.709	620.709
**D	ETOILE GESTION	0	164.832	164.832
**D	ROSSINI LUX FUND AZIONARIO EURO	0	646.618	646.618
**D	EEF EQUITY ITALY	0	41.000	41.000
**D	EEF EQUITY EUROPE LTE	0	1.307.000	1.307.000
**D	EIS PB EQUITY EUR	0	819.000	819.000
**D	EEF EQUITY EURO LTE	0	2.870.500	2.870.500
**D	EIS EUROPE EQUITIES	0	295.000	295.000
**D	EEF EQUITY ITALY LTE	0	62.000	62.000
**D	ROSSINI LUX FUND BILANCIATO	0	973.000	973.000
**D	EEF EQUITY UTILITIES LTE	0	2.000	2.000
**D	EIS FLEXIBLE BETA TOTAL RETURN	0	89.000	89.000
**D	EMAF DYNAMIC	0	1.600.000	1.600.000
**D	NOTTINGHAMSHIRE COUNTY COUNCIL PENSION FUND	0	40.000	40.000
**D	OBLATE INTERNATIONAL PASTORAL INVESTMENT TRUST	0	351.550	351.550
**D	EURIZONCAPITAL SGR S.P.A. - EURIZON AZIONI ITALIA	0	54.897	54.897
**D	WELLS FARGO BANK MINNESOTA NA	0	5.607.751	5.607.751
**D	LONDON BOROUGH OF CROYDON PENSION FUND	0	750	750
**D	NORTH YORKSHIRE PENSION FUND	0	107.330	107.330
**D	PETTELAAR EFFECTENBEW INZ SNSRESP IND FND	0	752.756	752.756
**D	PETTELAAR EFFECTENBEWAARBEDRIJFN.V.	0	952.242	952.242
**D	SRLEV NV INZ. AAND. POOL INT. MNDT SNS ASSET MNG	0	60.000	60.000
**D	AMUNDI FUNDS INDEX EQUITY EURO	0	130.000	130.000
**D	AMUNDI FUNDS INDEX EUROPE ACCOUNT	0	390.180	390.180
**D	AMUNDI FUNDS SELECT EURO	0	469.766	469.766
**D	AMUNDI FUNDS EQUITY EUROLAND VALUE	0	1.348.242	1.348.242
**D	STRUCTURA-ASYMMETRY EUROPE EQUITIES	0	520.000	520.000
**D		0	61.367	61.367



Pagina 5

4

118

Azionisti: 119 Testc: 1
 Azionisti in proprio: 1 Azionisti in delega: 1

LISTA ESITO DELLE VOTAZIONE
 Oggetto: Relazione sulla remunerazione

ASTENUTI

Badge	Ragione Sociale	Proprio	Delega	Totale
**D	STRUCTURA - SMART EURO EQUITIES	0	365.663	365.663
**D	EVOLUTIS	0	594.891	594.891
**D	MEDI ACTIONS	0	1.000.000	1.000.000
**D	REUNICA CAAM ACTIONS	0	980.363	980.363
**D	FCP AMUNDI PULSACTIONS	0	778.517	778.517
**D	CAAM ACTIONS INTERNATIONALES	0	9.117	9.117
**D	CAAM ACTIONS RESTRUCTURATIONS	0	39.707	39.707
**D	QUERCUS	0	191.892	191.892
**D	GRD 2	0	30.302	30.302
**D	CAAM SELECT EURO	0	1.136.752	1.136.752
**D	CAAM ACTIONS EURO CA-MF	0	230.625	230.625
**D	CAAM MIDCAP EURO	0	27.352	27.352
**D	CAAM MIDVALEURS EUROPE	0	107.830	107.830
**D	SICAV AMUNDI SELECT EUROPE	0	640.000	640.000
**D	ACTIF CANTON CREDIT AGRICOLE	0	42.367	42.367
**D	APOLINE 1 ACTIONS	0	610.994	610.994
**D	ATOUT QUANTEUROLAND	0	672.301	672.301
**D	CAAM INDICIA MEDIAN	0	310.276	310.276
**D	CAAM ACTIONS DURABLES	0	233.781	233.781
**D	ATOUT VERT HORIZON	0	78.378	78.378
**D	SICAV 5000	0	1.076.547	1.076.547
**D	SLIVAFRANCE	0	894.046	894.046
**D	CAAM DYNALION EUROPE (CA) - L025	0	231.891	231.891
**D	SICAV AMUNDI ACTIONS EURO ISR	0	1.172.297	1.172.297
**D	DYNALION MONDE PEA 1997	0	75.750	75.750
**D	HYMNOS L113	0	16.901	16.901
**D	ATOUT EUROLAND	0	2.243.229	2.243.229
**D	ATOUT EUROPE MONDE	0	261.729	261.729
**D	FCPE DYNAMIQUE JAS HENNESSY & CO	0	745	745
**D	EPARGNE PRUDENCE THALES	0	39.741	39.741
**D	CAAM LABEL EQUILIBRE	0	192.059	192.059
**D	EVIAN A EQUILIBRE	0	10.486	10.486
**D	L.S. DYNAMIQUE	0	7.719	7.719
**D	N 1 RENDEMENT USINOR	0	14.132	14.132
**D	VOCATION MARCHE ARIANESPACE CONSEIL DE SURVEILLANCE DU FCP	0	3.905	3.905
**D	CAAM LABEL PRUDENCE	0	61.466	61.466
**D	CAAM LABEL DYNAMIQUE	0	82.404	82.404
**D	IV CHALLENGE	0	37.884	37.884
**D	ASSURDIX	0	1.226.143	1.226.143
**D	CAAM INDEX EURO	0	197.768	197.768
**D	CAAM INDEX EUROPE	0	15.307	15.307
**D	FCP AMUNDI INDEX JAPON	0	9.946	9.946
**D	CAAM RESA ACTIONS EURO	0	172.550	172.550

Azionisti: 119 Teste: 4
 Azionisti in proprio: 1 Azionisti in delega: 118



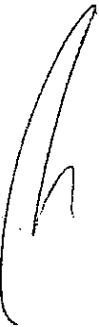

Pagina 6

LISTA ESITO DELLE VOTAZIONE
 Oggetto: Relazione sulla remunerazione

ASTENUTI

Badge	Regione Sociale	Proprio	Delega	Totale
**D	AFOUT MODERATIONS	0	573.294	573.294
**D	FCPE AMUNDI RESA ESG ACTIONS EURO	0	493.019	493.019
**D	PEP-ISR	0	17.846	17.846
**D	A.A.-IDEAM-ISR	0	64.435	64.435
**D	CPR MM EURO ACTIONS	0	80.837	80.837
**D	FCP ARCO LONG TERME C	0	337.216	337.216
**D	ABELIO-SR	0	168.342	168.342
**D	ADPACTIONS	0	3.610	3.610
**D	FCPE ADPARGNE	0	6.376	6.376
**D	PREDICA ISR MONDE	0	57.179	57.179
**D	PREDICA ISR EUROPE	0	82.033	82.033
**D	FCP FMS 3	0	154.437	154.437
**D	FCP CRN SOGE ACTIONS	0	176.922	176.922
**D	FCP ALTBEST	0	61.338	61.338
**D	FCP PREDIQUANT A2	0	219.268	219.268
**D	GRD 20	0	315.000	315.000
**D	I.P.I.E.E.S.	0	13.066	13.066
**D	TRIPLEO 2	0	1.451.936	1.451.936
**D	FCP ICL STRATEGIE 100	0	83.762	83.762
**D	FCP VILLIERS ALLEGRO	0	425.000	425.000
**D	CPR EUROLAND	0	996.738	996.738
**D	FCP CPR ACTIVE EUROPE	0	99.715	99.715
**D	FCP RSI EURO P	0	1.619.011	1.619.011
**D	FCP ICARE	0	157.393	157.393
**D	FDC A2	0	51.534	51.534
**D	FCPE TECHNIP DYNAMIQUE	0	10.208	10.208
**D	FCP ICL TRIPLE HORIZON AV (FEV 2011)	0	16.769	16.769
**D	AGIRA LARGE CAP EURO C	0	122.378	122.378
**D	VILLIERS ALTO	0	65.290	65.290
**D	FCP MEDI ACTIONS EURO	0	120.000	120.000
**D	FCP AMUNDI HORIZON	0	63.141	63.141
**D	CNP ASSUR VALEURS	0	54.042	54.042
**D	FCP VILLIERS DIVERSIFIE CPR AM	0	767.788	767.788
**D	AMUNDI LOT53 FRR02J	0	91.490	91.490
**RA*	SERVIZIO TITOLI SPA RAPPR. DESIGNATO EX ART. 135 UNDECIES TUF IN PERSONA DI VERONICA CICIRIELLO	0	22	22
Totale voti				62.381.121
Percentuale votanti %				1,377031
Percentuale Capitale %				0,563392

Azionisti: 119 Teste: 4
 Azionisti in proprio: 1 Azionisti in delega: 118

Pagina 7

LISTA ESITO DELLE VOTAZIONE
 Oggetto: Relazione sulla remunerazione


NON VOTANTI

Badge	Ragione Sociale	Proprio	Delega	Totale
612	PALOMBO GIANLUCA	0	0	0
**D	UBI PRAM SGR/ UBI PRAM AZIONI ITALIA	0	2.000.000	2.000.000
**D	CHALLENGE FUNDS	0	690.000	690.000
**D	FONDO GESTIELLE OBIETTIVO ITALIA DI ALETTI GESTIELLE S.G.R.	0	700.000	700.000
**D	FIDEURAM GESTIONS S.A. FIDEURAM FUND EQUITY EUROPE	0	55.000	55.000
**D	FIDEURAM GESTIONS S.A. FIDEURAM FUND EQUITY ITALY	0	400.000	400.000
**D	FIDEURAM GESTIONS S.A. FONDITALIA EQUITY ITALY	0	3.000.000	3.000.000
**D	INTERFUND SICAV INTERFUND EQUITY ITALY	0	620.000	620.000
**D	ALLIANZ GLOBAL INVESTOR ITALIA SGR SPA ALLIANZ AZIONI ITALIA	0	1.600.000	1.600.000
**D	FIDEURAM INVESTIMENTI SGR SPA - FIDEURAM ITALIA	0	200.000	200.000
**D	ERSEL ASSET MANAGEMENT SGR SPA - FONDERSEL PMI	0	180.000	180.000
**D	MEDIOLANUM GESTIONE FONDI SGR SPA- MEDIOLANUM FLESSIBILE ITA	0	2.000.000	2.000.000

Totale voti 11.445.000
 Percentuale votanti % 0,252643
 Percentuale Capitale % 0,121712

Azionisti:
 Azionisti in proprio:

11 Teste:
 0 Azionisti in delega:




Pagina 8

Assemblea Ordinaria del 30 aprile 2013

LISTA ESITO DELLE VOTAZIONE

Oggetto: Relazione sulla remunerazione

FAVOREVOLI

Badge	Ragione Sociale	Proprio	Delega	Totale
1655	DORI CARLO	1.250	1.250	2.500
1657	MARINI VINCENZO	500	0	500
1948	PETRICCA ALBERTO	2.835	0	2.835
3009	GIULIANI PAOLO EMILIO	0	66.966	66.966
612	PALOMBO GIANLUCA	0	0	0
**D	BNP PARIBAS INVESTMENT PARTNERS SGR S.P.A. GESTORE DEL FONDO BNL AZIONI ITALIA	0	500.000	500.000
**D	NM5 GHDE SCH ACCOUNT	0	696.724	696.724
**D	SDV METZLER INVESTMENT F30	0	210.250	210.250
**D	SDV METZLER INVESTMENT F26	0	343.653	343.653
**D	SCHWAB INTERNATIONAL INDEX FUND	0	916.467	916.467
**D	SCHWAB TAX-MANAGED INTERNATIONAL EQUITIES F	0	1.955.740	1.955.740
**D	GMO ERISA POOL	0	4.782.693	4.782.693
**D	GMO INTERNATIONAL INTRINSIC VALUE FUND	0	39.801.863	39.801.863
**D	GMO FOREIGN FUND	0	1.277.385	1.277.385
**D	PIONEER INTERNATIONAL VALUE FUND	0	368.800	368.800
**D	DWS DIVERSIFIED INTERNATIONAL EQUITY VIP	0	71.348	71.348
**D	VANGUARD EUROPEAN STOCK INDEX FUND	0	8.701.334	8.701.334
**D	VANGUARD TAX-MANAGED INTERNATIONAL FUND	0	8.350.630	8.350.630
**D	PYRAMIS GROUP TR FOR EMPLOYEES BENEF PLA	0	7.006.340	7.006.340
**D	DWS DIVERSIFIED INTERNATIONALEQUITY FUND	0	61.324	61.324
**D	BBH/LIFEYRISSJODUR VERZLUNARMANNA-PENSIO	0	73.114	73.114
**D	SEI INST INVEST TRUST WORLD EQ EX-US FUN	0	124.186	124.186
**D	JTSB STB DAIWA STOCK INDEX FUND 9807	0	172.200	172.200
**D	GMO GLOBAL ACTIVE EQUITY FUND LP	0	185.819	185.819
**D	GMO DEVELOPED WORLD STOCK FUND	0	1.080.633	1.080.633
**D	GMO INTERNATIONAL CORE EQUITY FUND	0	19.026.211	19.026.211
**D	BBH B J T S RE CMA MFS EX-JAPAN GROWTH MOTHER FUND	0	192.477	192.477
**D	BBH BOS MTHJ RE: MANULIFE INTL BOND INDEX MOTH FND	0	1.048.314	1.048.314
**D	FIDELITY FUNDS SICAV	0	7.565.885	7.565.885
**D	FIL LIMITED FIDELITY INTERNATIONALIMITED	0	5.061	5.061
**D	BBH-FDLT EUR RE PLS NATURAL RESOURC+UTL	0	10.931	10.931
**D	BBH (LUX) - FIDELITY ACTIVE STRAT ASIA PACIFIC FND	0	124.381	124.381
**D	ING (L) LIQUID	0	9.172.679	9.172.679
**D	SCHRODER GAIA	0	5.834	5.834
**D	ING DIRECT	0	232.455	232.455
**D	MITSUBISHI UFJ GBL CUSTODY SA FOR MS MUL	0	94.836	94.836
**D	SEI INST INV TRUST SCREENED WORLD EQ EX	0	53.578	53.578
**D	PYRAMIS SELECT INTER EQ FUND LLC	0	222.366	222.366
**D	VANGUARD TOTAL WORLD STOCK INDEX FUND	0	557.278	557.278
**D	PZENA VALUE FUNDS PL	0	748.025	748.025
**D	SEI INSTITUTIONAL INTERN TRUST INTERNATI	0	631.014	631.014
**D	SEI INST INVES TRUST INTERNAT EQTY FUND	0	59.939	59.939
**D	SEI INS INV TRU INT FUND/INTECH	0	40.886	40.886



Pagina 9

8

1292

Azionisti: 1296 Teste: 4 Azionisti in delega: 1292

307

LISTA ESITO DELLE VOTAZIONE
 Oggetto: Relazione sulla remunerazione

FAVOREVOLI

Badge	Ragione Sociale	Proprio	Delega	Totale
**D	VANGUARD DEVELOP MARKET INDEX FUND	0	7.009.185	7.009.185
**D	VANGUARD FTSE ALL-WORLD EX US INDEX FUND	0	6.584.995	6.584.995
**D	GMO FUNDS PLC	0	963.871	963.871
**D	BBH B FOR TMBJ RE: MUTB400037270	0	468.506	468.506
**D	GMO REAL RET ASS ALL FUND LP	0	987.595	987.595
**D	BBH&C BOS FOR PYRAM GR TRUST FOR EMPL EMERG MM COM	0	253.103	253.103
**D	PYRAMIS GLOBAL EX US INDEX FUND LP	0	253.052	253.052
**D	PYRAMIS GROUP TR FOR EMPLOYEES BENEF PLAN	0	179.067	179.067
**D	FIRST TRUST EUROPE ALPHADEX FUND	0	60.091	60.091
**D	FIRST TRUST DEVELOPED MARKETS EX-US ALPH	0	32.766	32.766
**D	FIDELITY SPARTAN GLOBAL EX US INDEX FUND	0	85.232	85.232
**D	VANGUARD FUNDS PLC	0	13.978	13.978
**D	GMO INT INTRINSIC VALUE EXTEND MARKETS F	0	1.117.661	1.117.661
**D	GMO DEVELOPED WORLD EQUITY INVESTMENT FU	0	3.088.602	3.088.602
**D	PZENA EAFE DYNAMIC VALUE SERVICES FUND	0	7.850	7.850
**D	SCHWAB FUNDAMENTAL INTER LARGE COMP IN F	0	789.835	789.835
**D	WELLINGTON TRUST COMPANY, NATIONAL ASSOC	0	804	804
**D	SEI INSTITUTIONAL MANAGED TRUST MULTI-AS	0	24.822	24.822
**D	WELLI TRUS NAT ASSOC COMMON TRUST FUNDS	0	17.583	17.583
**D	WELLINGTON TRUST COMP FUNDS II CORE BOND	0	1.348	1.348
**D	ALLIANZ GLOBAL INVESTOR PREMIER	0	170.000	170.000
**D	HSBC FUND SERVICES CLIENT	0	139.290	139.290
**D	HENDERSON STRATEGIC INVESTMENT FUNDS	0	741.627	741.627
**D	OP-FONDS AEV HAEK	0	340.000	340.000
**D	DEKA FUNDMASTER INVEST MBH FID HAEK RENT	0	543.805	543.805
**D	UNIVERSAL INVEST BAYVK AI FONDS	0	2.073.022	2.073.022
**D	BAYVK G1 BVK INDEX	0	255.221	255.221
**D	BPI GLOBAL INVESTMENT FUND	0	46.269	46.269
**D	HOOR-GLASS INTERNATIONAL SHARES SECTOR TRUST	0	367.723	367.723
**D	HOOR-GLASS INTERNAT SHARES SECTOR TRUST	0	216.236	216.236
**D	HOOR-GLASS INDEXED INT SHARES SEC TRUST	0	125.243	125.243
**D	FD INTERNATIONAL SHARE FUND 1	0	148.217	148.217
**D	WHOLESALE UNIT TRUST GLOBAL INDEX SHARES	0	98.992	98.992
**D	AVSUPER FUND	0	33.398	33.398
**D	NATIONAL MUTUAL LIFE ASS OF AUSTRALASIA	0	263.840	263.840
**D	IPAC SPECIALIST INV STR INT SHARE STR	0	167.800	167.800
**D	IPAC SPECIALIST INV STR INT SHARE STR	0	1.895.511	1.895.511
**D	IPAC SPECIALIST INV STR INT SHARE STR	0	203.814	203.814
**D	WHOLESALE GLOBAL EQUITY INDEX FUND	0	127.273	127.273
**D	MULTIMIX WHOLESale INTERNATIONAL SHARES TRUST	0	134.923	134.923
**D	MULTIMIX WHOLESale INT SHARES TRUST	0	64.951	64.951
**D	MULTIMIX WHOLESale INT SHARES TRUST	0	72.400	72.400
**D	AFS INTERNATIONAL SHARE FUND 1	0	207.531	207.531

308

LISTA ESITO DELLE VOTAZIONE
 Oggetto: Relazione sulla remunerazione

FAVOREVOLI

Badge	Ragione Sociale	Proprio	Delega	Totale
**D	AUSTRALIAN CATHOLIC SUPERAN RETIREM FUND	0	116.321	116.321
**D	ENHANCED INDEX INTERNATIONAL SHARE FUND	0	2.476.897	2.476.897
**D	PICTET & CIE/NON RES EXEMPT GCT	0	829.833	829.833
**D	PICTET AND COMPANY GENEVA	0	22.907	22.907
**D	UMBERTO TRUST CAPITAL C/O KLEINWORT BENSON JOSHUA	0	11.528	11.528
**D	RAIFFEISEN INDEX FONDS	0	44.536	44.536
**D	PICTET HIGH DIVIDEND SELECTION	0	4.369.244	4.369.244
**D	PGSF GLOBAL UTILITIES EQUITIES CURRENCY HEDGE FUND	0	1.222.871	1.222.871
**D	PGSF GLOBAL UTILITIES EQUITIES FUND	0	56.418.142	56.418.142
**D	PGSF GLOBAL INCOME STOCK FUND	0	1.086.851	1.086.851
**D	PGSF GLOBAL HIGH YIELD UTILITIES EQUITIES FUND	0	548.262	548.262
**D	SHINKO GLOBAL EQUITY INDEX	0	34.023	34.023
**D	ROBECO CAPITAL GROWTH FUNDS	0	342.279	342.279
**D	HSBC INTERNATIONAL SELECT FUND	0	826.300	826.300
**D	SCHRODER INTERNATIONAL SELECTION FUND	0	3.104.905	3.104.905
**D	JPMORGAN FUNDS	0	6.911.213	6.911.213
**D	MORGAN STANLEY INVESTMENT FUNDS	0	1.398.384	1.398.384
**D	T. ROWE PRICE FUNDS SICAV	0	6.488	6.488
**D	JPMORGAN INVESTMENT FUNDS	0	3.116.216	3.116.216
**D	MOMENTUM INVESTMENT FUNDS SICAV-SIF	0	825.084	825.084
**D	BLACKROCK INSTITUTIONAL POOLED FUND PLC	0	106.139	106.139
**D	VANGUARD INVESTMENT SERIES, PLC	0	7.316.131	7.316.131
**D	ADEPT INVESTMENT MANAGEMENT PLC	0	66.802	66.802
**D	SHELL TRUST (BERMUDA) LTD AS TRUSTEE OF THE SHELL OVERSEAS C.P. FUND	0	545.801	545.801
**D	NFS LIMITED	0	977.104	977.104
**D	SHELL TRUST (BERMUDA) LIMITED AS TRUSTEE	0	107.987	107.987
**D	LABOR PENSION FUND SUPERVISORY COMMITTEE	0	626.991	626.991
**D	LABOR PENSION FUND SUPERVISORY COMMITTEE	0	179.641	179.641
**D	LABOR PENSION FUND SUPERVISORY COMM TTEE-LABOR PENSION FUND 13.F.	0	254.629	254.629
**D	LABOR PENSION FUND SUPERVISORY COMMITTEE-LABOR PENSION FUND 13.F. NO 172	0	241.494	241.494
**D	MINERWORKERS PENSION SCHEME	0	1.801.913	1.801.913
**D	FSS TRUSTEE CORPORATION	0	3.366.784	3.366.784
**D	H.E.S.T. AUSTRALIA LIMITED	0	1.489.783	1.489.783
**D	SCHRODER GLOBAL ENHANCED INDEX FUND	0	710.549	710.549
**D	SAS TRUSTEE CORPORATION	0	1.016.303	1.016.303
**D	SAS TRUSTEE CORPORATION	0	534.212	534.212
**D	GOVERNMENT SUPERANNUATION FUND	0	606.450	606.450
**D	UBS GLOBAL ASSET MANAGEMENT LIFE LTD	0	1.120.881	1.120.881
**D	AVIVA INVESTORS	0	1.234.209	1.234.209
**D	JPMORGAN CHASE BANK - PB - UNITED STATES FOUNDATIONS - CRA TREATY	0	16.877	16.877
**D	JPMORGAN CHASE BANK	0	3.540	3.540
**D	BLACKROCK WHOLESale INDEXED INTERNATIONA	0	601.620	601.620
**D	CAPITAL GUIDANCE FUND LTD	0	64.600	64.600

Azionisti:
 Azionisti in proprio:

1296
 4

Totale:
 Azionisti in delega:

8
 1292

Pagina 11

LISTA ESITO DELLE VOTAZIONE

Oggetto: Relazione sulla remunerazione

FAVOREVOLI

Badge	Ragione Sociale	Proprio	Delega	Totale
**D	BANCO CENTRAL DE TIMOR EST	0	155.978	155.978
**D	FIDELITY INVESTMENTS MONEY MANAGEMENT INC	0	758	758
**D	BANKING & PAYMENTS AUTHORITY OF TIMOR-LE	0	351.251	351.251
**D	BRUNEI SHELL PROVIDENT FUND BRUNEI SHELL PETROLEUM CO. SDN.	0	47.945	47.945
**D	BRUNEI SHELL RETIREMENT BENEFIT FUND	0	115.538	115.538
**D	WSSP INTERNATIONAL EQUITIES TRUST	0	49.372	49.372
**D	WSSP INTERNATIONAL EQUITIES TRUST	0	49.084	49.084
**D	WSSP INTERNATIONAL EQUITIES TRUST	0	138.200	138.200
**D	WSSP INTERNATIONAL EQUITIES TRUST	0	542.716	542.716
**D	BANCO CENTRAL DE TIMOR EST	0	7.004.000	7.004.000
**D	PEOPLE'S BANK OF CHINA FOREIGN EXCH	0	425.335	425.335
**D	ROCKEFELLER & CO., INC	0	101.500	101.500
**D	AUSCOAL SUPERANNUATION FUND	0	566.625	566.625
**D	RETIREMENT BENEFITS FUND BOARD	0	288.168	288.168
**D	BLACKROCK GLOBAL LISTED INFRASTRUCTURE F	0	171.271	171.271
**D	T.ROWE PRICE GLOBAL INFRASTRUCTURE FUND	0	719.139	719.139
**D	THE BOEING COMPANY EMPLOYEE RETIREMENT P	0	98.545	98.545
**D	STATE SUPER FINANCIAL SERVICES AUSTRALIA	0	48.915	48.915
**D	BLACKROCK INDEXED ALL-COUNTRY EQUITY FUN	0	445.133	445.133
**D	QUEENSLAND LOCAL GOVERNMENT SUPERANNUATI	0	67.834	67.834
**D	SHELL FOUNDATION	0	171.693	171.693
**D	ONEPATH GLOBAL SHARES - LARGE CAP (UNHEDED) INDEX POOL	0	32.732	32.732
**D	NEW YORK LIFE INSURANCE COMPANY	0	1.509.183	1.509.183
**D	SCHRODER GLOBAL DYNAMIC BLEND FUND	0	68.052	68.052
**D	VANGUARD CARBON AWARE INTERNATIONAL SHAR	0	487.843	487.843
**D	BLACKROCK FISSON INDEXED INTL EQUITY FD	0	533.060	533.060
**D	FAMANDFOREPENSAM INVEST PSI 31 EUROPA A	0	133.404	133.404
**D	AXA EQUITABLE LIFE INSURANCE CO	0	2.340.132	2.340.132
**D	VANGUARD INTERNATIONAL SHARE INDEX FUND	0	453.166	453.166
**D	BP MASTER TRUST FOR EMPLOYEE PENSION PLA	0	206.900	206.900
**D	ALTRIA CORPORATE SERVICES MASTER RETIREMENT TRUST	0	628.211	628.211
**D	SCHRODER GLOBAL ACTIVE VALUE FUND	0	176.484	176.484
**D	SUPERANNUATION FUNDS MANAGEMENT CORPORATION OF SOUTH AUSTRALIA	0	49.981	49.981
**D	BT WHOLESALE CORE HEDGED GLOBAL SHARE FU	0	233.305	233.305
**D	TRUSTEE FOR INTERNATIONAL EQUITIES SECTO	0	301.900	301.900
**D	SUPER FUNDS MANAG CORP SOUTH AUSTRALIA	0	260.591	260.591
**D	BT INSTITUTIONAL CORE GLOBAL SHARE SECTO	0	274.538	274.538
**D	QANTAS SUPERANNUATION PLAN	0	211.704	211.704
**D	BT INTERNATIONAL FUND	0	206.033	206.033
**D	OPTIMIX WHOLESALE GLOBAL SHARE TRUST	0	552.519	552.519
**D	BT INSTITUTIONAL INTERNATIONAL SHARE INT	0	168.993	168.993
**D	FIDELITY INSTITUTIONAL PAN EUROPEAN FUND	0	656.997	656.997
**D	FIDELITY INSTITUTIONAL SELECT GLOBAL EQU	0	448.805	448.805
**D	BRITISH ASSETS TRUST-PLC	0		

Azionisti:

Azionisti in proprio:

1296

4 Azionisti in delega.

8

1292

Pagina 12

Assemblea Ordinaria del 30 aprile 2013

LISTA ESITO DELLE VOTAZIONE
 Oggetto: Relazione sulla remunerazione

FAVOREVOLI

Badge	Ragione Sociale	Proprio	Delega	Totale
**D	ALLIANZGI-FONDS DSPT	0	937.499	937.499
**D	AVIVA LIFE PENSIONS IRELAND LIMITED	0	809.761	809.761
**D	AXA ROSENBERG GLOBAL FUND	0	136.627	136.627
**D	AXA ROSENBERG EUROPEAN FUND	0	1.035.000	1.035.000
**D	FAMANDS PENSAM INVEST PSI 10 GLOBALE AKT	0	137.576	137.576
**D	FIDELITY INVESTMENT FUNDS - FIDELITY MONEYBUILDER WORLD INDEX FUND	0	7.577	7.577
**D	SCHRODER DIVERSIFIED GROWTH FUND	0	93.292	93.292
**D	AVIVA INVEST FUND DIVERSIFIED STRATEGY F	0	51.240	51.240
**D	VANTAGEPOINT OVERSEAS EQUITY INDEX FUND	0	126.228	126.228
**D	NEW YORK STATE COMMON RETIREMENT FUND	0	380.763	380.763
**D	AXA PREMIER VIP TRUST - MULTIMANGER INTE	0	126.834	126.834
**D	VARIABLE PORTF - PYRAMIS INT EQUITY FUND	0	2.006.029	2.006.029
**D	WYOMING RETIREMENT SYSTEM	0	673.937	673.937
**D	MUNICIPAL POLICE EMPLOYEES RETIREMENT SY	0	218.300	218.300
**D	EQ ADVISORS TRUST - EQ/INTERNATIONAL COR	0	274.801	274.801
**D	JNL/MELLON CAPITAL MANAGEMENT EUROPEAN 3	0	288.306	288.306
**D	EQ ADVISORS TST - ATM INTERNATIONAL PORT	0	407.433	407.433
**D	EQ ADVISORS TST - ATM INTERNATIONAL PORT	0	360.130	360.130
**D	JNL/MELLON CAPITAL MANAGE INTNAL INDEX F	0	1.059.344	1.059.344
**D	CHURCH COMMISSIONERS FOR ENGLAND	0	94.140	94.140
**D	EQ ADVISORS TRUST- EQ/TEMPLETON GLOBAL E	0	56.873	56.873
**D	EQ ADVISORS TRUST - EQ/GLOBAL MULTI-SECT	0	369.190	369.190
**D	REYNOLDS AMERICAN DEFINED BENEFIT MASTER	0	574.200	574.200
**D	WYOMING RETIREMENT SYSTEM	0	212.939	212.939
**D	THE PUBLIC EDUCATION EMPLOYEE RETIREMENT SYSTEM OFMISSOURI	0	56.275	56.275
**D	THE PUBLIC SCHOOL RETIREMENT SYSTEM OF MISSOURI	0	495.947	495.947
**D	FUNDACAO CALOUSTE GULBENKIAN	0	896.130	896.130
**D	STATE OF WYOMING, WYOMING STATE TREASURE	0	331.902	331.902
**D	RETIREMENT INCOME PLAN OF SAUDI ARABIAN	0	91.645	91.645
**D	EQ ADVISORS TRUST: EQ/PUTNAM INTERNA	0	790.648	790.648
**D	NEW YORK STATE COMMON RETIREMENT FUND	0	5.295.009	5.295.009
**D	COMMINGLED PENSION FUND ENHANCED INDEX	0	169.181	169.181
**D	EO ADVISORS TRUST ALLIANCEBERNSTEIN INTL	0	1.959.902	1.959.902
**D	NATIONWIDE INTERNATIONAL INDEX FUND	0	916.965	916.965
**D	JPMORGAN INTERNATIONAL EQUITY INDEX FUND	0	929.806	929.806
**D	BOILERMAKER BLACKSMITH NATIONAL PENSION	0	1.140.721	1.140.721
**D	SBC MASTER PENSION TRUST SBC MASTER PENSION	0	947.032	947.032
**D	NVIT INTERNATIONAL INDEX FUND	0	891.473	891.473
**D	YOUNG MENS CHRISTIAN ASSOC. RETIR FD	0	210.300	210.300
**D	KRAFT FOODS MASTER RETIREMENT TRUST	0	341.600	341.600
**D	T ROWE PRICE INTERNATIONAL EQUITY INDEX	0	216.570	216.570
**D	DALLAS POLICE AND FIRE PENSION SYSTEM	0	119.616	119.616
**D	ENSIGN PEAK ADVISORS INC.	0	1.579.000	1.579.000

Azionisti:
 Azionisti in proprio: 1296

Teste: 4
 Azionisti in delega: 1292

Pagina 13

8

1292

LISTA ESITO DELLE VOTAZIONI

Oggetto: Relazione sulla remunerazione

FAVOREVOLI

Badge	Ragione Sociale	Proprio	Delega	Totale
**D	BLACKROCK INDEX SELECTION FUND	0	5.528.640	5.528.640
**D	BLACKROCK SELECTION FUND	0	755.237	755.237
**D	GOLDMAN SACHS STRUCTURED INTERNATIONAL TAX MANAGED EQUITY FUND	0	193.769	193.769
**D	SCHRODER QEP GLOBAL ACTIVE VALUE FUND	0	4.048.267	4.048.267
**D	SCHRODER QEP GLOBAL CORE FUND	0	351.341	351.341
**D	STATE STREET GLOBAL ADVISORS GROSS ROLL UP UNIT TRUST	0	255.879	255.879
**D	THE MASTER TRUST BANK OF JAPAN LTD	0	20.940.835	20.940.835
**D	THE MASTER TRUST BANK OF JAPAN, LTD AS TRUSTEE FOR MUTB400045796	0	5.934.319	5.934.319
**D	JPMORGAN EUROPEAN INVESTMENT TRUST PLC	0	1.854.466	1.854.466
**D	JPMORGAN FUND ICVC - JPM EUROPE FUND	0	1.804.066	1.804.066
**D	FOREIGN AND COLONIAL INVESTMENT TRUST PL	0	926.401	926.401
**D	ARAB FUND FOR ECONOMIC AND SOCIAL DEVELOP	0	10.624	10.624
**D	KUWAIT FUND FOR ARAB ECONOMIC DEVELOPMEN	0	73.122	73.122
**D	THE MASTER TRUST BANK OF JAPAN, LTD. AS TRUSTEE FOR MTBJ400045798	0	1.053.072	1.053.072
**D	AVIVA LIFE & PENSIONS UK LIMITED	0	175.662	175.662
**D	FRIENDS LIFE COMPANY LIMITED	0	4.894.000	4.894.000
**D	STICHTING ALGEMEEN PENSIOENFONDS PROVISU	0	50.483	50.483
**D	SHELL CONTRIBUTORY PENSION FUND	0	1.482.070	1.482.070
**D	STICHTING SHELL PENSIOENFONDS	0	2.025.305	2.025.305
**D	JOHN LEWIS PARTNERSHIP PENSIONS TRUST AS	0	237.321	237.321
**D	BMW (UK) OPERATIONS PENSION SCHEME	0	1.062.578	1.062.578
**D	PLUMBING & MECHANICAL SERV (UK) INDUSTRY	0	96.121	96.121
**D	VAUXHALL & ASSOCIATED COMPANIES PENSION FUND	0	224.000	224.000
**D	THE CAR CARE PENSION PLAN	0	297.503	297.503
**D	SHELL AUSTRIA PENSIOENFONDS AG	0	187.705	187.705
**D	STICHTING PENSIOENFONDS VOOR HUISARTSEN	0	1.053.708	1.053.708
**D	ABBOTT LABORATORIES PENSION FUND (1966)	0	601.316	601.316
**D	SCHRODERS RETIREMENT BENEFITS SCHEME	0	31.421	31.421
**D	ROYAL BOROUGH OF KINGSTON UPON THAMES PE	0	164.230	164.230
**D	THE MASTER TRUST BANK OF JAPAN, LTD. AS TRUSTEE FOR MTBC400045782	0	1.579.885	1.579.885
**D	THE MASTER TRUST BANK OF JAPAN, LTD. AS TRUSTEE FOR MUTB400045792	0	6.026.354	6.026.354
**D	VANGUARD TOTAL INTERNATIONAL STOCK INDEX	0	31.998.707	31.998.707
**D	AQR INTERNATIONAL EQUITY FUND	0	334.175	334.175
**D	AQR GLOBAL EQUITY FUND	0	359.271	359.271
**D	PUBLIC EMPLOYEES RETIREMENT ASSOCIATION	0	1.091.150	1.091.150
**D	STATE OF NEW MEXICO STATE INVESTMENT COU	0	846.495	846.495
**D	MASTER TRUST BANK OF JAPAN, LTD. PENSION	0	5.924.682	5.924.682
**D	VANGUARD FID COMPANY EUROPEAN STOCK INDE	0	345.308	345.308
**D	ROYAL BANK OF CANADA TRUST COMPANY ASIA LIMITED AS TRUSTEE OF THE JF SAR EUROPEAN FUND	0	1.426.591	1.426.591
**D	MASTER INTERNATIONAL INDEX SERIES OF OUA	0	470.278	470.278
**D	SAMPENSION INVEST AFDELING GLOBAL AKTIEN	0	532.553	532.553
**D	OHIO POLICE & FIRE PENSION FUND	0	706.527	706.527
**D	AVIVA LIFE AND PENSIONS UK LIMITED	0	92.777	92.777

Azionisti:
Azionisti in proprio:1296 Teste:
4 Azionisti in delega:8
1292

Pagina 14

Assemblea Ordinaria del 30 aprile 2013

LISTA ESITO DELLE VOTAZIONE
 Oggetto: Relazione sulla remunerazione

FAVOREVOLI

Badge	Ragione Sociale	Proprio	Delega	Totale
**D	AXA IRELAND PENSION FUND	0	335.000	335.000
**D	FRIENDS LIFE ASSURANCE SOCIETY PLC	0	188.000	188.000
**D	MASTER TRUST FOR NATIONAL PENSION FD	0	118.309	118.309
**D	GOLDMAN SACHS TRUST - GOLDMAN SACHS INTE	0	139.829	139.829
**D	HARTFORD LIFE INSURANCE COMPANY	0	197.844	197.844
**D	T ROWE PRICE REAL ASSETS FUND INC	0	570.844	570.844
**D	T ROWE PRICE RETIREMENT DATE TRUST	0	30.651	30.651
**D	T ROWE PRICE REAL ASSETS TRUST I	0	27.560	27.560
**D	EQ ADVISORS TRUST-AXA TACTICAL MANAGER I	0	247.126	247.126
**D	IBM PERSONAL PENSION PLAN TRUST	0	1.167.250	1.167.250
**D	THE HARTFORD GLOBAL RESEARCH FUND	0	13.288	13.288
**D	HARTFORD GLOBAL RESEARCH HLS	0	13.226	13.226
**D	THE HARTFORD INTERNATIONAL SMALL CO	0	190.013	190.013
**D	SCHRODER INTERNATIONAL MULTI-CAP VALUE FUND	0	128.634	128.634
**D	RETIREMENT PLAN FOR EMPLOYEES OF AETNA I	0	157.139	157.139
**D	THE THOMSON HOLDINGS INC.GROUP PENSION PLAN TRUST	0	53.300	53.300
**D	FLEXSHARES MORNINGSTAR DEVELOPED MARKETS EX-US FACTOR TILT INDEX FUND	0	34.913	34.913
**D	ASPIRIANT RISK MANAGED GLOBAL EQUITY FUND	0	41.294	41.294
**D	VERMONT PENSION INVESTMENT COMMITTEE	0	161.094	161.094
**D	EAGLE INTERNATIONAL EQUITY FUND	0	4.722	4.722
**D	PROVEDA GLOBAL EQUITY, LP	0	3.936	3.936
**D	JPMORGAN GLOBAL RESEARCH ENHANCED INDEX FUND	0	107.738	107.738
**D	AQR FUNDS- AQR MULTI-STRATEGY ALTERNATIV	0	1.565.841	1.565.841
**D	OWENS CORNING DEFINED BENEFIT MAS TR	0	87.588	87.588
**D	RESURRECTION HEALTH CARE PENSION PLAN	0	18.440	18.440
**D	RESURRECTION HEALTH CARE	0	47.294	47.294
**D	WEST SUBURBAN RETIREMENT INCOME PLAN	0	6.234	6.234
**D	CANADA POST CORPORATION PENSION PLAN	0	1.952.695	1.952.695
**D	MUNICIPAL EMPLOYEES PENSION PLAN	0	24.599	24.599
**D	NOVA SCOTIA ASSOC OF HEALTH ORG PENS PL	0	220.203	220.203
**D	MANULIFE INTERNATIONAL EQUITY INDEX FUND	0	96.741	96.741
**D	PERPETUAL ECONOMIC DIVERSIF. GLOBAL EQUI	0	58.474	58.474
**D	PERPETUAL SELECT INTERNAT SHARE FUND	0	37.937	37.937
**D	TECK COMINICO METALS LTD. PENSION PLAN F	0	111.800	111.800
**D	ELK VALLEY COAL MULTI UNIT MASTER TRUST	0	100.700	100.700
**D	CI CORPORATE CLASS LTD	0	29.050	29.050
**D	THE UNITED CHURCH OF CANADA PENSION PLAN	0	115.600	115.600
**D	ROYAL BANK OF CANADA (CHANNEL ISLANDS) L	0	123.068	123.068
**D	PACIFIC SALMON COMMISSION LSV	0	73.600	73.600
**D	UNIVERSE THE CMI GLOBAL NETWORK FUND	0	53.467	53.467
**D	RBC DISB RE CMI EURO TRCKER CMI ASSET MANAGEMENT(LUX)SA	0	61.289	61.289
**D	MARKS AND SPENCER WORLDWIDE MANAGED	0	406.574	406.574
**D	NUCLEAR LIABILITIES FUND LIMITED	0	173.169	173.169

Azionisti:
 Azionisti in proprio: 1296 Teste: 4

Azionisti in delega: 8 1292

Pagina 15

LISTA ESITO DELLE VOTAZIONE
 Oggetto: **Relazione sulla remunerazione**

FAVOREVOLI

Badge	Ragione Sociale	Proprio	Delega	Totale
**D	SAUDI ARABIAN MONETARY AGENCY	0	1.488.000	1.488.000
**D	FRIENDS PROVIDENT PENSIONS LIMITED	0	3.781.365	3.781.365
**D	BBC PENSION SCHEME	0	1.484.900	1.484.900
**D	HSBC BANK PLC SA NEW CAPI	0	220.213	220.213
**D	THE BANK OF TOKYO-MITSUBISHI UFJ	0	29.024	29.024
**D	CARDIF ASSURANCE VIE	0	2.000.000	2.000.000
**D	CARDIF ASSURANCE RISQUES DIVERS	0	55.000	55.000
**D	AXA ROSENBERGER INTERNATIONAL	0	115.000	115.000
**D	AXA ROSENBERG EUROBLOC	0	2.745.000	2.745.000
**D	BARYUM QUANT FCP	0	325.000	325.000
**D	AXA ROS GLOBAL EQUITIES DBVL	0	776.000	776.000
**D	AXA LUXEMBOURG FUND	0	120.000	120.000
**D	SANLAM UNIVERSAL FUNDS PUBLIC LIMITED CO	0	335.471	335.471
**D	NORGES BANK (CENTRAL BANK OF NORWAY)	0	4.261.401	4.261.401
**D	GOVERNMENT OF NORWAY	0	170.942.705	170.942.705
**D	AXA INSURANCE LIMITED	0	444.000	444.000
**D	AXA INSURANCE UK PLC	0	84.000	84.000
**D	AXA-EB 510	0	88.000	88.000
**D	CENTRAL FINANCE BOARD OF THE METHODIST	0	50.000	50.000
**D	HSBC EUROPEAN INDEX FUND	0	472.430	472.430
**D	HSBC INVESTMENT FUNDS (UK) LIMITED	0	85.407	85.407
**D	HSBC FTSE EPRA/NAREIT DEVELOPED ETF	0	302.166	302.166
**D	HSBC ETFs PUBLIC LIMITED COMPANY	0	175.163	175.163
**D	PSIGMA GLOBAL EQUITY F	0	115.400	115.400
**D	CHESSE INTERNATIONAL PROPERTIES, LTD.	0	8.741	8.741
**D	STATES OF JERSEY COMMON INVESTMENT FUND	0	79.352	79.352
**D	FUNDO DE PENSOES	0	600.449	600.449
**D	INTERNATIONAL EQUITY PARTNERS	0	65.305	65.305
**D	HK MONETARY AUTHORITY	0	3.550.465	3.550.465
**D	HONG KONG SPECIAL ADMIN EXCHANGE FD	0	963.936	963.936
**D	THYSSSEN GLOBAL INVESTMENTS CORP	0	28.452	28.452
**D	SHY LLC	0	30.819	30.819
**D	FS PARAMETRIC PARTNERS	0	8.870	8.870
**D	INTERNATIONAL EQUITY FUND	0	58.453	58.453
**D	KAUST INVESTMENTS SH LIMITED	0	35.408	35.408
**D	KAUST INVESTMENTS SH LIMITED	0	509.253	509.253
**D	NORTHERN TRUST UCITS COMMON CONTRACTUAL	0	236.762	236.762
**D	COLORADO PUBLIC EMPLOYEES RETIREMENT	0	2.224.433	2.224.433
**D	AMERICAN BAR ASSOCIATION	0	71.600	71.600
**D	INT.MONETARY FUND STAFF RET. PLAN	0	26.409	26.409
**D	LSAAV, LLC	0	221.000	221.000
**D	PZENA VALPH GROUP TRUST	0	870.170	870.170
**D	VALUEQUEST PARTNERS LLC	0	76.500	76.500

Pagina 16

8
1292

Azionisti: 1296 Teste: 4
 Azionisti in proprio: 4 Azionisti in delega: 8

314

LISTA ESITO DELLE VOTAZIONE
 Oggetto: Relazione sulla remunerazione

FAVOREVOLI

Badge	Ragione Sociale	Proprio	Delega	Totale
**D	PENA INTERNATIONAL VALUE SERVICE	0	8.052	8.052
**D	DYNASTY INVEST, LTD	0	7.909	7.909
**D	LAS OLAS EQUITY PARTNERS LP	0	42.390	42.390
**D	LTW GROUP HOLDINGS, LLC	0	62.563	62.563
**D	LTW INVESTMENTS LLC	0	776	776
**D	MF INTERNATIONAL FUND LLC	0	20.087	20.087
**D	QS INVESTORS DBI ALL COUNTRY GLOBAL EQUITY FUND LP	0	30.578	30.578
**D	ISAAV, LLC	0	31.700	31.700
**D	BUNTING INTERNATIONAL DEVELOPED EQUITY TE LLC	0	11.338	11.338
**D	DELFINCO, LP	0	47.721	47.721
**D	HASLAM FAMILY INVESTMENT PARTNERSHIP	0	4.556	4.556
**D	ORIZABA, LP	0	67.976	67.976
**D	SENTINEL INTERNATIONAL TRUST	0	7.348	7.348
**D	SENTINEL INTERNATIONAL FUND	0	19.230	19.230
**D	FOURTH AVENUE INVESTMENT COMPANY	0	19.861	19.861
**D	BANK OF BOTSWANA	0	121.201	121.201
**D	COMMON MONTHLY INTL EX-JAPAN EQUITY	0	381.887	381.887
**D	CENTRAL PROVIDENT FUND BOARD	0	68.597	68.597
**D	NATIONAL UNIVERSITY OF SINGAPORE	0	40.908	40.908
**D	FIDELITY INVEST INTL VALUD FD	0	278.735	278.735
**D	NAV CANADA PENSION PLAN	0	114.669	114.669
**D	DUKE ENERGY CORPORATION MASTER RET	0	219.200	219.200
**D	MICROSOFT GLOBAL FINANCE LIMITED	0	669.892	669.892
**D	MICROSOFT GLOBAL FINANCE LIMITED	0	397.250	397.250
**D	STATE UNIVERSITIES RETIREMENT SYSTEM	0	488.615	488.615
**D	STATE UNIVERSITIES RETIREMENT SYSTEM	0	89.000	89.000
**D	NORTH DAKOTA STATE INVESTMENT BOARD	0	265.900	265.900
**D	CATERPILLAR INC INVEST TRUST	0	167.550	167.550
**D	CATERPILLAR INC MASTER RETIRE TRUST	0	868.908	868.908
**D	COVENANT HEALTH	0	30.600	30.600
**D	LSV INTERNATIONAL VALUE EQUITY TST	0	2.650.700	2.650.700
**D	PUBLIX SUPER MARKETS	0	61.400	61.400
**D	COMMONWEALTH SUPERANNUATION CORP. ARIA	0	683.842	683.842
**D	HUBBELL INC MASTER PENS TRUST	0	193.771	193.771
**D	THE SISTERS OF ST FRANCIS OF PHILAD.	0	50.400	50.400
**D	FORD MOTOR COMPANY DEFINED BENEFIT	0	225.740	225.740
**D	FORD MOTOR COMPANY DEFINED BENEFIT	0	340.616	340.616
**D	FORD MOTOR COMPANY DEFINED BENEFIT	0	374.012	374.012
**D	KBC INVESTMENT TRUST	0	117.891	117.891
**D	MARY K MC QUISTON MCCA	0	15.100	15.100
**D	NORTHERN INTL EQUITY INDEX FUND	0	1.373.511	1.373.511
**D	NORTHERN INTL EQUITY INDEX FUND	0	43.823	43.823
**D	THE MASTER TRUST OF JAPAN	0	1.166.127	1.166.127
**D	MT AGREEMENT BETWEEN PFIZER&NT COMPANY	0	1.166.127	1.166.127

Azionisti:

Azionisti in proprio:

1296

Azionisti in delega:

Pagina 17

8

1292

LISTA ESITO DELLE VOTAZIONE
 Oggetto: Relazione sulla remunerazione

FAVOREVOLI

Badge	Ragione Sociale	Proprio	Delega	Totale
**D	NT GLOBAL INVESTMENT COLL FUNDS	0	11.124.305	11.124.305
**D	VOLUNTARY EMPLOYEES BENEFICIARY ASSOCIAT	0	24.960	24.960
**D	1999 VOLUNTARY EMPLOYEES` BENEFICIARY	0	19.623	19.623
**D	THE HENRY SMITH CHARITY	0	265.938	265.938
**D	TRINITY COLLEGE	0	46.882	46.882
**D	MS FUND LP	0	79.752	79.752
**D	NEW ZEALAND SUPERANNUATION FUND	0	990.577	990.577
**D	ST. JOSEPH HEALTH SYSTEM	0	66.049	66.049
**D	CATERPILLAR INC MASTER RETIRE TRUST	0	381.176	381.176
**D	CLEARWATER INTERNATIONAL FUND	0	84.176	84.176
**D	SPRING CREEK INVESTORS LLC	0	5.286	5.286
**D	ACCIDENT COMPENSATION CORPORATION	0	1.861.599	1.861.599
**D	ADVOCATE HEALTH CARE NETWORK	0	529.700	529.700
**D	RET.PLAN FOR CHICAGO TRANSIT AUT.EMP	0	83.900	83.900
**D	MARSH E MCLENNAN RETIREMENT TRUST	0	168.700	168.700
**D	FIRE AND POLICE PENSION FUND SAN ANTONIO	0	195.700	195.700
**D	TRIAD FOUNDATION INC	0	19.200	19.200
**D	UTAH STATE RETIREMENT SYSTEMS	0	960.341	960.341
**D	NATIONAL COUNCIL FOR SOCIAL SEC FUND	0	105.347	105.347
**D	CITY OF FRESNO RETIREMENT SYSTEM	0	240.701	240.701
**D	CITY OF MILWAUKEE EMPLOY RETIREMENT	0	624.606	624.606
**D	COCA-COLA MASTER RETIREMENT TRUST	0	1.603.300	1.603.300
**D	EMPLOYEES RET FUND - CITY OF DALLAS	0	95.018	95.018
**D	FIDELITY SALEM STREET TRUST	0	496.594	496.594
**D	STICHTING INSTITUUT GAK	0	29.441	29.441
**D	KBCAM INSTITUTIONAL FUNDS PLC	0	605.819	605.819
**D	LOS ANGELES CITY EMPLOYEES RETIREM.	0	530.007	530.007
**D	MARSH E MCLENNAN RETIREMENT TRUST	0	435.368	435.368
**D	R.R.DONNELLEY E SONS RET BENEF PLAN	0	565.949	565.949
**D	SAN FRANCISCO CITY E COUN.RET.SYSTEM	0	1.155.453	1.155.453
**D	TENNESSE CONSOLIDATED RETIREMENT SYSTEM	0	1.486.738	1.486.738
**D	UNION PACIFIC CORP MASTER RET TRUST	0	605.600	605.600
**D	VAN ANDEL INSTITUTE	0	37.147	37.147
**D	GOODYEAR TIRE RUBBER INVEST PLAN FD	0	253.256	253.256
**D	NATIONAL COUNCIL FOR SOCIAL SEC FUND	0	113.190	113.190
**D	A I DUPONT TESTAMENTARY TRUST	0	226.866	226.866
**D	CITY OF LOS ANGELES FIRE POLICE PLAN	0	344.818	344.818
**D	FORD OF CANADA MASTER TRUST FUND	0	104.333	104.333
**D	HALIFAX REGIONAL MUNICIPAL MASTER TRUST	0	29.971	29.971
**D	ONTARIO PUBLIC SERVICE EMPLOYEES UNION P	0	55.230	55.230
**D	NORTHERN TRUST ROBUSTA FUND	0	781.756	781.756
**D	NT INVESTMENT FUNDS PUBLIC LTD CO	0	318.691	318.691
**D	NORTHERN TRUST UNIT TRUST	0	727.459	727.459

LISTA ESITO DELLE VOTAZIONE

Oggetto: Relazione sulla remunerazione

FAVOREVOLI

Badge	Ragione Sociale	Proprio	Delega	Totale
**D	LEGALEGENERAL EUROPEAN INDEX TRUST	0	3.431.370	3.431.370
**D	RBS LEGAL E GENERAL INTL INDEX TRUST	0	109.778	109.778
**D	NEW IRELAND ASSURANCE COMPANY PLC	0	404.436	404.436
**D	GARD COMMON CONTRACTUAL FUND	0	98.831	98.831
**D	CABLE E WIRELESS SUPERANNUATION FUND	0	314.075	314.075
**D	CABLE & WIRELESS WORLDWIDE RETIREMENT PL	0	370.075	370.075
**D	CHURCH OF ENGLAND INV FD FOR PENSION	0	63.952	63.952
**D	PFIZER IRELAND PENSION PLAN	0	103.158	103.158
**D	PFIZER IRELAND RINGASKIDDY PENSION PLAN	0	19.966	19.966
**D	STICHTING PENSIOENFONDS SAGITTARIUS	0	302.627	302.627
**D	STICHTING PENSIOENFONDS VAN DE METALEKTR	0	2.927.199	2.927.199
**D	WHEELS COMMON INVESTMENT FUND	0	123.071	123.071
**D	WHEELS COMMON INVESTMENT FUND	0	118.288	118.288
**D	WHEELS COMMON INVESTMENT FUND	0	117.709	117.709
**D	STICHTING PENSIOENFONDS AKZO NOBEL	0	788.157	788.157
**D	JAGUAR PENSION PLAN	0	239.187	239.187
**D	LOTHIAN PENSION FUND	0	517.449	517.449
**D	UNILEVER UK PENSION FUND	0	242.779	242.779
**D	IBM PENSION PLAN	0	540.229	540.229
**D	LOMBARD ODIER DARTER HEM SA INSTITUTIONNEL-3D	0	43.994	43.994
**D	NIKKO AM WORLD FDS-AM INTECH GLOBAL CORE FUND	0	98.612	98.612
**D	TRUST E CUSTODY SERVICES BANK LTD	0	2.231.275	2.231.275
**D	TRUST & CUSTODY SERVICES BANK LTD AS TRUSTEE FOR PENSION INVESTMENT FUND TRUST NUMBER 21	0	250.838	250.838
**D	TRUST & CUSTODY SERVICES BANK LTD AS TRUSTEE FOR PENSION INVESTMENT FUND TRUST NUMBER 30	0	21.853	21.853
**D	BAERUM KOMMUNE	0	28.366	28.366
**D	NIKKO AM INVESTMENT TRUST (LUXEMBOURG) - NIKKO AM INTECH KOKUSAI FUND	0	7.333	7.333
**D	ABU DHABI RETIREMENT PENSION FUND	0	311.830	311.830
**D	SYNTRUS ACHMEA MULTI MANAGER POOL EUROPE	0	454.577	454.577
**D	STICHTING PENSIOENFONDS SDB	0	42.951	42.951
**D	STICHTING PENSIOENFONDS CAMPINA	0	164.249	164.249
**D	VERDIPAPIRFONDET KLP AKSJEGLOBAL 1	0	564.813	564.813
**D	VERDIPAPI KLP AKSJEUROPA INDEKS 1	0	259.149	259.149
**D	STICHTING DELTA DEPOSITARY AND MANAGEMENT	0	483.664	483.664
**D	KOMMUNAL LANDSPENSJONSKASSE GJENSIDIG FO	0	479.200	479.200
**D	IPM FUNDAMENTAL UMBRELLA FUND	0	363.082	363.082
**D	CATERPILLAR INC GROUP INSURANCE PLAN TRUST	0	65.035	65.035
**D	TYCO ELECTRONICS DEFINED MASTER TRUST	0	71.000	71.000
**D	GUIDE STONE FUNDS - INTERNATIONAL EQUITY	0	436.063	436.063
**D	CONTINENTAL AIRLINES PENSION MASTER T	0	419.122	419.122
**D	ACORN 1998 TRUST	0	700	700
**D	JTW TRUST NO. 3 UAD 9/19/02	0	25.003	25.003
**D	JTW TRUST NO. 1 UAD 9/19/02	0	15.867	15.867
**D	JTW TRUST NO. 4 UAD 9/19/02	0	39.595	39.595

Azionisti:
Azionisti in proprio:1306 Testc:
Azionisti in delega:

Pagina 19

8
1292

LISTA ESITO DELLE VOTAZIONE
 Oggetto: Relazione sulla remunerazione

FAVOREVOLI

Badge	Ragione Sociale	Proprio	Delega	Totale
**D	JTW TRUST NO. 2 UAD 9/19/02	0	16.567	16.567
**D	NTGI-QM COMMON DAILY EAFE INDEX FUND - N	0	218.429	218.429
**D	LJR LIMITED PARTNERSHIP	0	334.016	334.016
**D	NON CONTRIBUTORY OF MINE SAFETY	0	168.520	168.520
**D	NTGI-QM COMMON DAILY ALL COUNTRY WORLD E	0	161.142	161.142
**D	HRW TESTAMENTARY TRUST NO 3	0	15.566	15.566
**D	HRW TESTAMENTARY TRUST NO 1	0	51.069	51.069
**D	HRW TRUST NO 2 UAD 01/17/03	0	14.147	14.147
**D	HRW TESTAMENTARY TRUST NO. 10	0	45.753	45.753
**D	HRW TRUST NO 1 UAD 01/17/03	0	14.147	14.147
**D	HRW TESTAMENTARY TRUST NO. 11	0	10.835	10.835
**D	HRW TESTAMENTARY TRUST NO 6	0	53.960	53.960
**D	HRW TESTAMENTARY TRUST NO 4	0	12.164	12.164
**D	HRW TESTAMENTARY TRUST NO. 9	0	35.595	35.595
**D	HRW TESTAMENTARY TRUST NO. 8	0	19.372	19.372
**D	HRW TESTAMENTARY TRUST NO 2	0	7.637	7.637
**D	HRW TESTAMENTARY TRUST NO. 7	0	19.372	19.372
**D	HRW TRUST NO 4 UAD 01/17/03	0	20.856	20.856
**D	HRW TESTAMENTARY TRUST NO 5	0	32.755	32.755
**D	HRW TESTAMENTARY TRUST NO. 12	0	9.981	9.981
**D	HRW TRUST NO 3 UAD 01/17/03	0	20.856	20.856
**D	1982 SMITH TRUST	0	136.977	136.977
**D	SILVER GROWTH FUND, LP	0	6.992	6.992
**D	ESSEX COUNTY COUNCIL PENSION FUND	0	255.385	255.385
**D	UNITED NATIONS RELIEF AND WORKS FOR PALESTINIAN REFUGEES IN THE NEAR EAST	0	29.104	29.104
**D	MUNICIPAL EMP ANNUITY E BEN FD CHICA	0	205.300	205.300
**D	MUNICIPAL EMP ANNUITY E BEN FD CHICA	0	117.517	117.517
**D	FLORIDA PREPAID COLLEGE BOARD	0	272.619	272.619
**D	HERSHEY FOOD MASTER RETIREMENT TST	0	9.173	9.173
**D	THE MOTOROLA PENSION SCHEME	0	548.334	548.334
**D	PUBLIC SCHOOL TEACHERS PMS E RET.FND CHICAGO	0	168.146	168.146
**D	QM COMMON DAILY WORLD INDEX FUND	0	235.893	235.893
**D	WILSHIRE VIT INTERNATIONAL EQUITY FUND	0	5.237	5.237
**D	BLUE SKY GROUP	0	2.155.191	2.155.191
**D	CHILDREN'S HELATHCARE ATLANTIA INC	0	235.635	235.635
**D	BELLSOUTH CORPORATE TRUST UNDER EXECUTIV	0	351.800	351.800
**D	BELLSOUTH TELECOMMUNICATIONS INC TRUST	0	9.500	9.500
**D	BELLSOUTH TELECOM EXECUTIVE BENEFIT	0	173.300	173.300
**D	AXA VITA SA	0	542.821	542.821
**D	AXA ASSICURAZIONI SA	0	59.459	59.459
**D	ASR SCHADEVERZEKERING N.V.	0	71	71
**D	STICHTING ASR BEWAARDER	0	127.775	127.775
**D	N.V. AMERSFOORTSE ALGEMENE VERZEKERING M	0	23	23

318

Azionisti:
Azionisti in proprio:1296 Teste:
4 Azionisti in delega:

Pagina 20

8
1292

LISTA ESITO DELLE VOTAZIONE
 Oggetto: Relazione sulla remunerazione

FAVOREVOLI

Badge	Ragione Sociale	Proprio	Delega	Totale
**D	SECUREX LEVEN VERENIGING VOOR ONDERLINGE	0	240.612	240.612
**D	AXA INVESTMENT MANAGERS PARIS	0	199.452	199.452
**D	BROWN BROTHERS HARRIMAN TRUSTEE SERVICES (IRELAND) LIMITED	0	484.864	484.864
**D	HARTFORD INTERNATIONAL - GLOBAL EQUITY (EX-JAPAN) INDEX FUND	0	535.601	535.601
**D	ACBERNSTEIN	0	3.235	3.235
**D	SEI GLOBAL MASTER FUND PLC SEI INVESTMENTS	0	20.629	20.629
**D	PIONEER INVESTMENT MANAGEMENT SGRPA / AZIONARIO CRESCITA	0	1.584.004	1.584.004
**D	ALLIANZGI GLOBAL EQUITY & CONVERTIBLE INCOME FUND	0	54.358	54.358
**D	PIONEER ASSET MANAGEMENT S.A.	0	1.669.832	1.669.832
**D	ARROWSTREET GLOBAL EQUITY ALPHA EXTENSION FUND	0	811.020	811.020
**D	UBS FUND MANAGEMENT (SWITZERLAND) AG	0	1.104.479	1.104.479
**D	UBS FUND MANAGEMENT (SWITZERLAND) AG	0	3.292.638	3.292.638
**D	PANAGORA DIVERSIFIED RISK MULTI-ASSET FUND LTD	0	26.631	26.631
**D	SDA INTERNATIONAL EQUITY INDEX FUND	0	142.000	142.000
**D	STICHTING MN SERVICES EUROPE EX UK EQUITY FUND	0	5.062	5.062
**D	STICHTING PGM DEPOSITARY	0	9.318.490	9.318.490
**D	NATIONAL COUNCIL FOR SOCIAL SECURITY FUND	0	383.563	383.563
**D	REGON CUSTODY B.V	0	544.935	544.935
**D	COLONIAL FIRST STATE INVESTMENT LTD	0	878.809	878.809
**D	COLONIAL FIRST STATE INVESTMENT LTD	0	1.523.762	1.523.762
**D	STICHTING PENSIOENFONDS METAAL EN TECHNIEK	0	2.386.608	2.386.608
**D	LEGG MASON INVESTMENT (LUXEMBOURG) S.A.	0	41.568	41.568
**D	AGF GLOBAL VALUE FUND	0	1.370.549	1.370.549
**D	STANDARD LIFE INVESTMENT LIMITED	0	109.168	109.168
**D	AGF WORLD BALANCED FUND	0	297.300	297.300
**D	THE NOMURA TRUST AND BANKING CO LTD	0	210.294	210.294
**D	THE NOMURA TRUST AND BANKING CO LTD	0	3.724	3.724
**D	COUNTRYWIDE ASSURED PLC	0	126.205	126.205
**D	NATIONAL PENSION SERVICE.	0	474.521	474.521
**D	FRIENDS PROVIDENT LIFE AND PENSIONS EXCHANGE HOUSE	0	925.251	925.251
**D	MACQUAIRE INVESTMENT MANAGEMENT LIMITED	0	537.350	537.350
**D	STICHTING MN SERVICES RANDELFONDS EUROPA	0	280.218	280.218
**D	LEGAL AND GENERAL ASSURANCE PENSIONS MANAGEMENT LIMITED	0	46.308.650	46.308.650
**D	IRISH LIFE ASSURANCE	0	4.809.480	4.809.480
**D	PANAGORA DYNAMIC INTERNATIONAL EQUITY EXTENDED ALPHA FUND	0	127.654	127.654
**D	SANDERS CAPITAL	0	159.700	159.700
**D	AQR GLOBAL STOCK SELECTION MASTER ACCOUNT LP	0	1.230.921	1.230.921
**D	AQR ABSOLUTE RETURN MASTER ACCOUNT LP	0	1.384.937	1.384.937
**D	AQR GLOBAL STOCK SELECTION HV MASTER ACCOUNT LTD	0	619.810	619.810
**D	MISSOURI LOCAL GOVERNMENT EMPLOYEES RETIREMENT SYSTEM	0	475.944	475.944
**D	AEGION CUSTODY B.V.	0	3.208.287	3.208.287
**D	AVIVA INVESTORS BALANCED MANAGED FUND	0	20.488	20.488
**D	LEGAL AND GENERAL ASSURANCE SOCIETY LIMITED	0	1.455.117	1.455.117

LISTA ESITO DELLE VOTAZIONE
 Oggetto: Relazione sulla remunerazione

FAVOREVOLI

Badge	Ragione Sociale	Proprio	Delega	Totale
**D	AVIVA INVESTORS INTERNATIONAL INDEX TRACKING FUND	0	135.934	135.934
**D	ALPHA INTERNATIONAL SELECT EDGE STATE STREET FINANCIAL CENTER	0	40.455	40.455
**D	LYNX MULTI STRATEGY EUROPE FUND SSARIS ADVISORS LLC	0	5.587	5.587
**D	UBS FUND MANAGEMENT (LUXEMBOURG) SA	0	2.566.761	2.566.761
**D	AGF INTERNATIONAL STOCK CLASS	0	1.177.986	1.177.986
**D	AGF GLOBAL VALUE CLASS	0	270.370	270.370
**D	AGF EUROPEAN EQUITY CLASS	0	1.376.833	1.376.833
**D	LAZARD ASSET MANAGEMENT LTD.	0	1.253.020	1.253.020
**D	UBS (LUX) KEY SELECTION SICAV 2	0	655.908	655.908
**D	UBS (LUX) EQUITY SICAV	0	5.969	5.969
**D	UBS (LUX) STRATEGY XTRA SICAV	0	59.767	59.767
**D	UBS (LUX) SICAV 1	0	47.857	47.857
**D	TOWERS WATSON U.S. PENSION PLAN TRUST	0	252.875	252.875
**D	THE METHODIST HOSPITAL	0	84.270	84.270
**D	XEROX CORPORATION RETIREMENT & SAVINGS PLAN	0	102.900	102.900
**D	NOVARTIS CORPORATION PENSION MASTER TRUST	0	74.330	74.330
**D	BARMENIA LEBENSVERSICHERUNG AG	0	600.000	600.000
**D	STATE FARM VARIABLE PRODUCT TRUST, INTERNATIONAL EQ INDEX F	0	160.263	160.263
**D	TEACHERS' RETIREMENT SYSTEM OF THE STATE OF ILLINOIS	0	1.064.238	1.064.238
**D	KAISER PERMANENTE MASTER TRUST	0	980.000	980.000
**D	HIRTLE CALLAGHAN TRUST INTERNATIONAL EQUITY PORTFOLIO	0	320.276	320.276
**D	HC CAPITAL TRUST- THE INSTITUTIONAL INTERNATIONAL EQUITY PTF	0	526.238	526.238
**D	ARKWRIGHT, LLC	0	16.487	16.487
**D	AMERICAN CANCER SOCIETY INC RETIREMENT ANNUITY PLAN	0	57.435	57.435
**D	KAISER FOUNDATION HOSPITALS	0	387.600	387.600
**D	FIDELITY INVESTMENT TRUST; FIDELITY TOTAL INT EQUITY FUND	0	214.767	214.767
**D	FIDELITY RUTLAND SQUARE TRUST II: STRATEGIC ADVISERS INT II F	0	519.400	519.400
**D	FIDELITY RUTLAND SQUARE TR II: STRAT ADV INT MULTI-MANAGER F	0	18.821	18.821
**D	FIDELITY INVESTMENT TRUST: FIDELITY SERIES INTVALUE FUND	0	16.488.322	16.488.322
**D	LONDON BOROUGH OF TOWER HAMLETS PENSION FUND	0	1.229.623	1.229.623
**D	CONCOPHILLIPS PENSION PLAN	0	191.709	191.709
**D	FAMILY INVESTMENTS CHILD TRUST FUND	0	160.887	160.887
**D	FAMILY INVESTMENTS GLOBAL ICVC FAMILY BALANCED INT FUND	0	243.991	243.991
**D	JOHN HANCOCK VARIABLE INS. TRUST INTERNATIONAL CORE TRUST	0	3.108.844	3.108.844
**D	JOHN HANCOCK TRUST INTERNATIONAL EQUITY INDEX TRUST B	0	252.346	252.346
**D	JOHN HANCOCK FUNDS III INTERNATIONAL CORE FUND	0	4.885.225	4.885.225
**D	HSBC AS TRUSTEE FOR SSGA EUROPE EX UK EQUITY TRACKER FUND	0	229.975	229.975
**D	BNY MELLON TR+DEP ATF ST. JAMES'S PLACE GLOBAL EQ UNIT TR	0	488.162	488.162
**D	WELLS FARGO ADVANTAGE UTILITIES AND HIGH INCOME FUND	0	350.000	350.000
**D	WELLS FARGO ADVANTAGE GLOBAL DIVIDEND OPPORTUNITY FUND	0	3.300.000	3.300.000
**D	LAUDUS INTERNATIONAL MARKETMASTERS FUND	0	99.769	99.769
**D	SCHWAB INTERNATIONAL CORE EQUITY FUND	0	122.774	122.774
**D	SCHWAB INTERNATIONAL EQUITY ETF	0	652.456	652.456

Pagina 22

Azionisti: 1296 Teste: 8
 Azionisti in proprio: 4 Azionisti in delega: 1292

LISTA ESITO DELLE VOTAZIONE
 Oggetto: Relazione sulla remunerazione

FAVOREVOLI

Badge	Ragione Sociale	Proprio	Delega	Totale
**D	MANAGED PENSION FUNDS LIMITED	0	8.843.222	8.843.222
**D	CGE INVESTMENTS (NO. 2) S.A.R.L.	0	205.899	205.899
**D	JOHN HANCOCK VAR INS TRUST STRATEGIC EQUITY ALLOCATION TRUST	0	1.204.503	1.204.503
**D	JOHN HANCOCK FUNDS II STRATEGIC EQUITY ALLOCATION FUND	0	536.454	536.454
**D	US RETIREMENT TRUST	0	79.362	79.362
**D	IM RUSSELL ICVC - INTERNATIONAL GROWTH ASSETS FUND	0	124.092	124.092
**D	PUTNAM RETIREMENT INCOME FUND LIFESTYLE 2	0	1.009	1.009
**D	PUTNAM DYNAMIC RISK ALLOCATION FUND	0	35.815	35.815
**D	PUTNAM VARIABLE TRUST - PUTNAM VT GLOBAL ASSET ALLOCATION F	0	16.244	16.244
**D	PUTNAM DYNAMIC ASSET ALLOCATION GROWTH FUND	0	171.299	171.299
**D	PUTNAM DYNAMIC ASSET ALLOCATION BALANCED FUND	0	86.404	86.404
**D	PUTNAM DYNAMIC ASSET ALLOCATION CONSERVATIVE FUND	0	54.850	54.850
**D	PUTNAM RETIREMENT INCOME FUND LIFESTYLE 3	0	3.280	3.280
**D	PUTNAM TOTAL RETURN TRUST	0	101.771	101.771
**D	PUTNAM RETIREMENT ADVANTAGE GAA GROWTH PORTFOLIO	0	27.562	27.562
**D	PUTNAM RETIREMENT ADVANTAGE GAA BALANCE PORTFOLIO	0	16.690	16.690
**D	PUTNAM RETIREMENT ADVANTAGE GAA CONSERVATIVE PORTFOLIO	0	3.157	3.157
**D	PUTNAM RETIREMENT ADVANTAGE GAA INCOME STRATEGIES PORTFOLIO	0	5.509	5.509
**D	PUTNAM RETIREMENT ADVANTAGE GAA EQUITY PORTFOLIO	0	6.692	6.692
**D	PUTNAM TOTAL RETURN FUND, LLC	0	25.766	25.766
**D	THE STATE OF NEVADA	0	23.200	23.200
**D	PUTNAM DYNAMIC ASSET ALLOCATION EQUITY FUND	0	4.012	4.012
**D	STAGECOACH GROUP PENSION SCHEME	0	467.800	467.800
**D	MSCI EAFE EQUAL WEIGHT FUND	0	21.129	21.129
**D	SBL FUND SERIES D	0	55.071	55.071
**D	LAZARD ASSET MANAGEMENT LLC	0	3.186	3.186
**D	DB ADVISORS (CH) DBI WORLD EQUITY FUND	0	17.694	17.694
**D	MFS DEVELOPMENT FUNDS, LLC	0	2.020	2.020
**D	USAA MUTUAL FUNDS TRUST - USAA GLOBAL OPPORTUNITIES FUND	0	25.702	25.702
**D	ALLIANCEBERNSTEIN BALANCED SHARES INC	0	12.970	12.970
**D	THE ALLIANCEBERNSTEIN POOLING PTF - ALLIANCEB VOL MNGM PTF	0	160.544	160.544
**D	ALLIANCEBERNST VAR PROD SER F INC.ALLIANCEB DYN ASSET ALL PTF	0	17.694	17.694
**D	JOHN HANCOCK LIFE AND HEALTH INSURANCE COMPANY	0	319.507	319.507
**D	SISTERS OF MERCY OF NORTH CAROLINA FOUNDATION INC	0	4.411	4.411
**D	MUNDER INTERNATIONAL FUND-CORE EQUITY FUND	0	24.491	24.491
**D	RUSSELL TRUST CO COMMINGLED EMPLOYEE BENEFIT FUNDS TRUST	0	3.445.169	3.445.169
**D	METROPOLITAN LIFE INSURANCE COMPANY	0	202.963	202.963
**D	THE MASTER TRUST BK OF JP LTD: HITACHI FOREIGN EQ INDEX MF	0	152.032	152.032
**D	BT INSTITUTIONAL INTERNATIONAL SUSTAINABILITY SHARE FUND	0	121.958	121.958
**D	SPDR S+P WORLD EX AUSTRALIA FUND	0	6.522	6.522
**D	PENSION FUND OF SUMITOMO MITSUI BANKING CORPORATION	0	60.513	60.513
**D	GENERAL MOTORS HOURLY-RATE EMPLOYEES PENSION TRUST	0	445.842	445.842
**D	GMAM INVESTMENT FUNDS TRUST	0	1.190.848	1.190.848

LISTA ESITO DELLE VOTAZIONE

Oggetto: Relazione sulla remunerazione

FAVOREVOLI

Badge	Ragione Sociale	Proprio	Delega	Totale
**D	ENHANCED GLOBAL SERIES OF BLACKROCK QUANTITATIVE PARTNERS LP	0	70.773	70.773
**D	AMERICAN CENTURY QUANTITATIVE EQUITY FUNDS, INC. INT CORE EQ	0	23.400	23.400
**D	AMERICAN CENTURY WORLD MUTUAL FUNDS, INC. INTL VALUE	0	114.445	114.445
**D	AMERICAN CANCER SOCIETY END	0	52.823	52.823
**D	XEROX CANADA EMPLOYEES RETIREMENT PLAN	0	61.746	61.746
**D	JP TR SERV BK LTD ATF MATB MSCI KOKUSAI INDEX MOTHER F	0	510.202	510.202
**D	JP TR SERV BK LTD ATF FOR MAPB MSCI INDEX SEL FUND- EUR PTF	0	2.877	2.877
**D	ENERGY INSURANCE MUTUAL LIMITED	0	51.599	51.599
**D	THE MASTER TR BK OF JP LTD ATF INVESCO DEV COUNT EQ INDEX M F	0	1.188	1.188
**D	ARCHITAS MULTI-MANAGER GLOBAL FUNDS UNIT TRUST	0	112.485	112.485
**D	AQR INTERNATIONAL EQUITY FUND II, L.P.	0	74.195	74.195
**D	AQR GLOBAL ENHANCED EQUITY FUND	0	216.220	216.220
**D	AXA INVESTMENT MANAGERS DEUTSCHLAND GMBH FOR AXA EUROPA	0	95.000	95.000
**D	AXA INVESTMENT MANAGERS DEUTSCHLAND GMBH FOR AXA WELT	0	45.000	45.000
**D	GENERAL CONFERENCE CORPORATION OF SEVENTH DAY ADVENTISTS	0	15.159	15.159
**D	AXA ROSENBERG EQUITY ALPHA TRUST	0	569.000	569.000
**D	UNITED TECHNOLOGIES CORPORATION EMPLOYEE SAVINGS PLAN	0	440.559	440.559
**D	THE MASTER TRUST BK OF JP LTD: RUSSELL GLOB ENVIR TECH F	0	107.816	107.816
**D	RUSSELL INTERNATIONAL SHARES FUND	0	693.728	693.728
**D	RUSSELL GLOBAL OPPORTUNITIES FUND	0	1.575.841	1.575.841
**D	AMERICAN HEART ASSOCIATION	0	15.239	15.239
**D	MET INVESTOR SERIES TRUST-ALLIANC GLOBAL DYNAMIC ALL PTF	0	617.177	617.177
**D	MET INVESTORS SERIES TRUST- SCHROEDERS GLOBAL MULTI-ASSET PTF	0	43.470	43.470
**D	CADET HOLDINGS LIMITED	0	190.834	190.834
**D	COMBUSTION ENGINEERING 524 (G) ASBESTOS PI TRUST	0	29.975	29.975
**D	CHRISTIAN SUPER	0	53.250	53.250
**D	CHEVRON MASTER PENSION TRUST	0	550.752	550.752
**D	CALVERT VP EAFE INTERNATIONAL INDEX PORTFOLIO	0	83.277	83.277
**D	CAISSE DE DEPOT ET PLACEMENT DU QUEBEC	0	7.543.568	7.543.568
**D	THE REGENTS OF THE UNIVERSITY OF CALIFORNIA	0	4.916.751	4.916.751
**D	DUKE ENERGY RETIREMENT SAVINGS PLAN	0	101.200	101.200
**D	MICROSOFT CORPORATION SAVINGS PLUS 401(K) PLAN	0	445.965	445.965
**D	PYRAMIS SELECT GLOBAL EQUITY TRUST	0	494.013	494.013
**D	PYRAMIS SELECT INTERNATIONAL EQUITY TRUST	0	960.456	960.456
**D	FIDELITY OVERSEAS FUND	0	18.477	18.477
**D	FIDELITY INTERNATIONAL DISCIPLINED EQUITY FUND	0	207.678	207.678
**D	FIDELITY INTERNATIONAL VALUE FUND	0	17.455	17.455
**D	FIDELITY GLOBAL OPPORTUNITIES FUND	0	3.000	3.000
**D	FIDELITY GLOBAL DISCIPLINED EQUITY FUND	0	125.878	125.878
**D	FIDELITY GLOBAL EQUITY INVESTMENT TRUST	0	18.602	18.602
**D	FIDELITY INTERNATIONAL EQUITY INVESTMENT TRUST	0	274.017	274.017
**D	F+C INSTITUTIONAL INVESTMENT FUNDS ICVC- INST GLB EQ F	0	437.945	437.945
**D	F+C INSTITUTIONAL INVESTMENT FUNDS ICVC- INST EUROPEAN FUND	0	4.477.027	4.477.027

322

Assemblea Ordinaria del 30 aprile 2013

LISTA ESITO DELLE VOTAZIONE
 Oggetto: Relazione sulla remunerazione

FAVOREVOLI

Badge	Ragione Sociale	Proprio	Delega	Totale
**D	FEDEX CORPORATION EMPLOYEES PENSION TRUST	0	169.982	169.982
**D	EATON VANCE TAX-MANAGED GLOBAL BUY-WRITE OPPORTUNITIES FUND	0	375.898	375.898
**D	EATON VANCE STRUCTURED INTERNATIONAL EQUITY FUND	0	14.019	14.019
**D	SOJECCHI II LTEE	0	48.500	48.500
**D	STICHTING F AND C MULTI MANAGER EUROPEAN EQUITY ACTIVE	0	293.443	293.443
**D	STICHTING F AND C UNHEDGE	0	757.397	757.397
**D	STICHTING F AND C WERELDIJD ENHANCED BANDELENFONDS	0	204.345	204.345
**D	UAW RETIREE MEDICAL BENEFITS TRUST	0	3.528.134	3.528.134
**D	PARAMETRIC STRUCTURED ABSOLUTE RETURN PORTFOLIO	0	5.639	5.639
**D	TAX - MANAGED INTERNATIONAL EQUITY PORTFOLIO	0	33.088	33.088
**D	GABELLI UTILITIES FUND	0	230.000	230.000
**D	THE GABELLI DIVIDEND & INCOME TRUST	0	350.000	350.000
**D	THE GABELLI GLOBAL UTILITY & INCOME TRUST	0	75.000	75.000
**D	AMERICAN INTERNATIONAL GROUP INC RETIREMENT PLAN	0	26.048	26.048
**D	SCHRODER GLOBAL BLEND FUND (CANADA)	0	44.099	44.099
**D	THE GM CANADA DOMESTIC TRUST	0	50.284	50.284
**D	THE GENERAL MOTORS CANADIAN HOURLY-RATE EMPL PENSION PLAN	0	217.985	217.985
**D	THE GENERAL MOTORS CANAD RETIREMENT PROGR FOR SALARIED EMPL	0	56.248	56.248
**D	KBR UK COMMON INVESTMENT FUND	0	171.800	171.800
**D	CITY OF HOPE	0	64.900	64.900
**D	BECKMAN RESEARCH INSTITUTE OF THE CITY OF HOPE	0	62.400	62.400
**D	CITY OF HOPE NATIONAL MEDICAL CENTER	0	31.300	31.300
**D	CENTRAL BANK OF TRINIDAD AND TOBAGO	0	1.657.189	1.657.189
**D	TIFF INVESTMENT PROGRAM, INC - TIFF MULTI-ASSET FUND	0	137.500	137.500
**D	TRANSAMERICA ALLIANCEBERNSTEIN DYNAMIC ALLOCATION VP	0	23.905	23.905
**D	INS CORP BRITISH COLOMBIA PP MGMT AND CONFIDENTIAL EMPLOYEES	0	44.500	44.500
**D	FIRST CHURCH OF CHRIST SCIENTIST	0	61.660	61.660
**D	ING DIRECT STREETWISE BALANCED INCOME FUND	0	14.437	14.437
**D	ING DIRECT STREETWISE BALANCED FUND	0	43.031	43.031
**D	ING DIRECT STREETWISE BALANCED GROWTH FUND	0	42.871	42.871
**D	ING DIRECT STREETWISE EQUITY GROWTH FUND	0	7.957	7.957
**D	STATE FARM MUTUAL FUND TRUST, INTERNATIONAL INDEX FUND	0	122.604	122.604
**D	MM MSCI EAFE INTERNATIONAL INDEX FUND	0	89.837	89.837
**D	GMO TAX-MANAGED GLOBAL BALANCED PORTFOLIO	0	254.396	254.396
**D	GMO AGGRESSIVE LONG/SHORT MASTER PORTFOLIO	0	785.066	785.066
**D	GMO IMPLEMENTATION FUND	0	3.999.369	3.999.369
**D	JANUS CAPITAL MANAGEMENT LLC	0	2.143	2.143
**D	JOHNSON & JOHNSON PENSION & SAVINGS PLANS MASTER TRUST	0	857.741	857.741
**D	SEASONS SERIES TRUST ASSET ALLOCATION: DIVERSIFIED GROWTH PTF	0	24.302	24.302
**D	SEASONS SERIES TRUST INTERNATIONAL EQUITY PORTFOLIO	0	84.739	84.739
**D	AARP EMPLOYEES' PENSION PLAN	0	91.881	91.881
**D	DWS EAFE EQUITY INDEX FUND	0	132.975	132.975
**D	STICHTING PHILIPS PENSIOENFONDS	0	1.220.388	1.220.388

Pagina 25

Azionisti: 1296 Teste: 8
 Azionisti in proprio: 4 Azionisti in delega: 1292

LISTA ESITO DELLE VOTAZIONE
 Oggetto: Relazione sulla remunerazione

FAVOREVOLI

Badge	Ragione Sociale	Proprio	Delega	Totale
**D	LEGG MASON FUNDS ICVC - LEGG MASON CONTINENTAL EUROPEAN EQ F	0	20.845	20.845
**D	SPDR MSCI ACWI IMI ETF	0	1.222	1.222
**D	RUSSELL INTERNATIONAL SHARES TRACKER FUND	0	195.953	195.953
**D	ALLIANCEBERNSTEIN INTERNATIONAL ALL-COUNTRY PASSIVE SERIES	0	161.500	161.500
**D	MARYLAND STATE RETIREMENT & PENSION SYSTEM	0	1.621.098	1.621.098
**D	MDPIM INTERNATIONAL EQUITY POOL	0	357.600	357.600
**D	MD EQUITY FUND	0	128.700	128.700
**D	MD INTERNATIONAL VALUE FUND	0	63.000	63.000
**D	MGI INTERNATIONAL EQUITY FUND	0	136.508	136.508
**D	MGI FUNDS PLC	0	337.013	337.013
**D	COMPASS AGE LLC	0	97.283	97.283
**D	CORE STRATEGIES INVESTMENT FUND LLC	0	155.187	155.187
**D	RUSSELL INVESTMENT COMPANY PLC	0	2.094.216	2.094.216
**D	INTECH INTERNATIONAL FUND	0	39.785	39.785
**D	BLUE CROSS BLUE SHIELD OF KANSAS, INC	0	161.824	161.824
**D	NORTHROP GRUMMAN CORPORATION VEBIA MASTER TRUST I	0	35.264	35.264
**D	STATE OF NEW JERSEY COMMON PENSION FUND D	0	5.317.728	5.317.728
**D	SISTERS OF ST FRANCIS HEALTH SERVICES MASTER PENSION TRUST	0	135.317	135.317
**D	ONTARIO TEACHERS PENSION PLAN BOARD	0	4.350.450	4.350.450
**D	ONTARIO TEACHERS PENSION PLAN BOARD	0	1.325.850	1.325.850
**D	CANADA PENSION PLAN INVESTMENT BOARD	0	8.451.216	8.451.216
**D	CANADA PENSION PLAN INVESTMENT BOARD	0	591.500	591.500
**D	CANADA PENSION PLAN INVESTMENT BOARD	0	421.921	421.921
**D	CANADA PENSION PLAN INVESTMENT BOARD	0	5.843.493	5.843.493
**D	STATE TEACHERS RETIREMENT SYSTEM OF OHIO	0	2.433.614	2.433.614
**D	PUBLIC EMPLOYEES RETIREMENT SYSTEM OF OHIO	0	5.188.716	5.188.716
**D	AGIC INTERNATIONAL + PREMIUM STRATEGY FUND	0	271.908	271.908
**D	COSMOPOLITAN INVESTMENT FUND	0	517.952	517.952
**D	THE PHILLIPS 66 UK PENSION PLAN	0	49.509	49.509
**D	PHILLIPS ELECTRONICS NORTH AMERICA CORP MASTER RETIR TR	0	104.046	104.046
**D	PUTNAM WORLD TRUST	0	49.187	49.187
**D	WESTPAC INTERNATIONAL SHARE INDEX TRUST	0	332.499	332.499
**D	RETIREMENT AND SECY PROGRAM FOR EMPL/NTCA AND MEMBERS SYS	0	134.567	134.567
**D	SSGA DOW JONES SUSTAINABILITY WORLD EX-AUSTRALIA INDEX TRUST	0	22.292	22.292
**D	GMO GLOBAL EQUITY TRUST	0	1.043.258	1.043.258
**D	INTEL CORPORATION RETIREE MEDICAL PLAN TRUST	0	49.044	49.044
**D	ALASKA COMMON TRUST FUND	0	119.409	119.409
**D	STATE PUBLIC SECTOR SUPERANNUATION SCHEME	0	1.161.135	1.161.135
**D	PANAGORA DYNAMIC GLOBAL EQUITY FUND	0	517.935	517.935
**D	RETAIL EMPLOYEES SUPERANNUATION TRUST	0	3.912.525	3.912.525
**D	RIDGEWORTH INTERNATIONAL EQUITY INDEX FUND	0	520.443	520.443
**D	THE GE UK PENSION COMMON INVESTMENT FUND	0	276.376	276.376
**D	CHEVRON-LLK PENSION PLAN	0	143.348	143.348

Assemblea Ordinaria del 30 aprile 2013

LISTA ESITO DELLE VOTAZIONI
 Oggetto: Relazione sulla remunerazione

FAVOREVOLI

Badge	Ragione Sociale	Proprio	Delega	Totale
**D	FLOURISH INVESTMENT CORPORATION	0	6.113.093	6.113.093
**D	GOV OF HM THE SULTAN AND YANG DI-PERTUAN OF BRUNEI DARUSSALAM	0	414.644	414.644
**D	GOVERNMENT PENSION FUND	0	34.198	34.198
**D	FLOURISH INVESTMENT CORPORATION	0	3.228.245	3.228.245
**D	HOME AFFAIRS UNIFORMED SERVICES (INVEST FUND)	0	2.078	2.078
**D	PEOPLE'S BANK OF CHINA	0	6.397.517	6.397.517
**D	PEOPLE'S BANK OF CHINA	0	5.720.275	5.720.275
**D	MINISTRY OF STRATEGY AND FINANCE	0	283.863	283.863
**D	MINISTRY OF STRATEGY AND FINANCE	0	59.836	59.836
**D	BEST INVESTMENT CORPORATION	0	324.249	324.249
**D	PEOPLE'S BANK OF CHINA	0	1.257.275	1.257.275
**D	DEUTSCHE DRI GLOBAL SHARES FUND	0	115.296	115.296
**D	SAL PENSION SCHEME	0	107.425	107.425
**D	HONG KONG SPECIAL ADMINISTRATIVE REGION GOVERNMENT-EXCHANGE F	0	341.606	341.606
**D	PEOPLE'S BANK OF CHINA	0	1.392.684	1.392.684
**D	GOVERNMENT OF THE PROVINCE OF ALBERTA	0	701.400	701.400
**D	ASIAN DEVELOPMENT BANK	0	1.073.230	1.073.230
**D	HONGKONG ELECTRIC DEFINED CONTRIBUTION SCHEME	0	20.935	20.935
**D	SSGA MSCI ACWI EX-USA INDEX NON-LENDING DAILY TRUST	0	135.791	135.791
**D	PEOPLE'S BANK OF CHINA	0	674.782	674.782
**D	PEOPLE'S BANK OF CHINA	0	1.333.188	1.333.188
**D	PEOPLE'S BANK OF CHINA	0	342.666	342.666
**D	HONG KONG SPECIAL ADMINISTRATIVE REGION GOVERNMENT-EXCHANGE F	0	1.796.610	1.796.610
**D	CALIFORNIA PUBLIC EMPLOYEES RETIREMENT SYSTEM	0	27.172.218	27.172.218
**D	STATE STREET GLOBAL ADVISORS EXEMPT UNIT TRUST	0	630.451	630.451
**D	SUNSUPER SUPERANNUATION FUND	0	397.362	397.362
**D	SUPERVALU INC. MASTER INVESTMENT TRUST	0	1.219.818	1.219.818
**D	ROMAN CATHOLIC BISHOP OF SPRINGFIELD A CORPORATION SOLE	0	102.485	102.485
**D	CALIFORNIA STATE TEACHERS RETIREMENT SYSTEM	0	7.747	7.747
**D	TEACHER RETIREMENT SYSTEM OF TEXAS	0	6.576.611	6.576.611
**D	AXA SWISS INSTITUTIONAL FUND - EQUITIES GLOBAL EX SWITZERLAND	0	2.551.573	2.551.573
**D	PINEBRIDGE GLOBAL FUNDS	0	35.733	35.733
**D	METZLER INVESTMENT GMBH FOR MI-FONDS 415	0	103.891	103.891
**D	CHANG HWA COMM BK AS MC OF ING CHB EUROPE HIGH DIVIDEND FUND	0	1.333.563	1.333.563
**D	UBS (IRL) ETF PLC	0	54.930	54.930
**D	VANGUARD INV F ICVC- FTSE DEV WOR LD EX - U.K. EQ INDEX F	0	1.572	1.572
**D	VANGUARD INV F ICVC-VANGUARD FTSE DEV EUROPE EX-UK EQ INDEX F	0	278.723	278.723
**D	THE WELLINGTON TR COM NATIONAL ASS MULT COLLECT INV F TRUST	0	538.245	538.245
**D	THE WELLINGTON TR CO NAT ASS MULT C TR F TR, OPPORT EQ PTF	0	1.231.771	1.231.771
**D	THE WELLINGTON TR CO NAT ASS MULT COLLECTIVE INV F TRUST II	0	387.267	387.267
**D	WELLS FARGO ADVANTAGE DIVERSIFIED INTERNATIONAL FUND	0	86.286	86.286
**D	WELLS FARGOMASTER TRUST DIVERSIFIED STOCK PORTFOLIO	0	48.100	48.100
**D		0	603.298	603.298

Pagina 27

Azionisti: 1296 Teste: 8
 Azionisti in proprio: 4 Azionisti in delega: 1292

LISTA ESITO DELLE VOTAZIONE
 Oggetto: Relazione sulla remunerazione

FAVOREVOLI

Badge	Ragione Sociale	Proprio	Delega	Totale
**D	WELLS FARGO MASTER TRUST INTERNATIONAL VALUE PORTFOLIO	0	688.400	688.400
**D	WSIB INVESTMENTS (PUBLIC EQUITIES) POOLED FUND TRUST	0	2.462.240	2.462.240
**D	WASHINGTON STATE INVESTMENT BOARD	0	3.267.359	3.267.359
**D	DB-RP PORTFOLIO LTD.	0	234.666	234.666
**D	NEW YORK STATE TEACHERS RETIREMENT SYSTEM	0	3.452.991	3.452.991
**D	SCOTTISH WIDOWS INV SOL F ICVC- FUNDAMENTAL INDEX GLB EQ F	0	293.123	293.123
**D	SCOTTISH WIDOWS INV SOLUTIONS F ICVC- EUROPEAN (EX UK) EQ FD	0	2.638.045	2.638.045
**D	PRUDENTIAL RETIREMENT INSURANCE & ANNUITY COMPANY	0	1.161.522	1.161.522
**D	PRUDENTIAL RETIREMENT INSURANCE & ANNUITY COMPANY	0	423.800	423.800
**D	WELLINGTON MANAGEMENT PORTFOLIOS (DUBLIN) PLC	0	11.897	11.897
**D	MANULIFE ASSET MANAGEMENT INTERNATIONAL EQUITY INDEX POOLED F	0	81.977	81.977
**D	EUROPE ALPHA COMMON TRUST FUND	0	540.665	540.665
**D	SS BK AND TRUST COMPANY INV FUNDS FOR TAXEXEMPT RETIREMENT PL	0	27.587.062	27.587.062
**D	DOW JONES SUSTAINABILITY WORLD INDEX NON-LENDING COMMON TR F	0	42.751	42.751
**D	STATE STREET GLOBAL ADVISORS, CAYMAN	0	10.569	10.569
**D	SSGA RUSSELL FD GL EX-US INDEX NONLENDING QP COMMON TRUST FUND	0	202.994	202.994
**D	SSGA ALL COUNTRY W EX-US INTEGR ALPHA SEL NON-LEND COMM TR F	0	228.182	228.182
**D	SSGA MSCI EUROPE SCREENED INDEX NON-LENDING COMMON TRUST FUND	0	163.170	163.170
**D	MSCI EAFE PROV SCREENED INDEX NON - LENDING COMMON TR FUND	0	117.201	117.201
**D	GLOBAL ADVANTAGE FUNDS - MAJOR MARKETS TEILFONDS	0	1.233.409	1.233.409
**D	STATE STREET GLOBAL ADVISORS LUXEMBOURG SICAV	0	147.014	147.014
**D	ALLIANZ GLOBAL INVESTORS FUND	0	619.680	619.680
**D	ALLIANZ SUISSE - STRATEGY FUND	0	37.785	37.785
**D	ALLIANZ EURO PROTECT DYNAMIC PLUS	0	265.380	265.380
**D	ALLIANZ HIGH DIVIDEND DISCOUNT	0	209.870	209.870
**D	GARANT DYNAMIC	0	151.477	151.477
**D	BLACKROCK GLOBAL INDEX FUNDS	0	30.074	30.074
**D	UNIVERSAL SHIPOWNERS MARINE INS ASS LTD EQUITY CLASS 3	0	47.522	47.522
**D	GOLDMAN SACHS FUNDS	0	347.357	347.357
**D	MARCH FUND	0	33.351	33.351
**D	SELECT INDEX SERIES	0	388.207	388.207
**D	UBS ETF-UBS-ETF DJ EURO STOXX 50	0	2.556.907	2.556.907
**D	UBS ETF	0	1.955.608	1.955.608
**D	F+C FUND	0	359.178	359.178
**D	ISHARES MSCI ACWI EX US UTILITIES SECTOR INDEX FUND	0	72.396	72.396
**D	ISHARES MSCI ACWI INDEX FUND	0	628.227	628.227
**D	ISHARES MSCI ACWI EX US INDEX FUND	0	433.844	433.844
**D	ISHARES S&P EUROPE 350 INDEX FUND	0	1.087.463	1.087.463
**D	ISHARES MSCI EAFE INDEX FUND	0	22.999.880	22.999.880
**D	ISHARES MSCI EAFE VALUE INDEX FUND	0	2.111.564	2.111.564
**D	ISHARES S&P GLOBAL UTILITIES SECTOR INDEX FUND	0	1.622.120	1.622.120
**D	ISHARES MSCI EMU INDEX FUND	0	4.098.219	4.098.219
**D	ISHARES MSCI ITALY INDEX FUND	0	10.713.911	10.713.911

LISTA ESITO DELLE VOTAZIONE
 Oggetto: Relazione sulla remunerazione

FAVOREVOLI

Badge	Ragione Sociale	Proprio	Delega	Totale
**D	ISHARES MSCI KOKUSAI INDEX FUND	0	153.793	153.793
**D	ISHARES S&P GLOBAL INFRASTRUCTURE INDEX FUND	0	1.828.836	1.828.836
**D	ISHARES DOW JONES EPAC SELECT DIVIDEND INDEX FUND	0	3.508.639	3.508.639
**D	BLACKROCK INST TRUST CO NA INV FUNDSFOR EMPLOYEE BENEFIT TR	0	9.664.312	9.664.312
**D	ISHARES CORE MSCI EAFE ETF	0	292.530	292.530
**D	ISHARES CORE MSCI TOTAL INTERNATIONAL STOCK ETF	0	30.748	30.748
**D	ISHARES MSCI WORLD INDEX FUND	0	1.430	1.430
**D	ISHARES INTERNATIONAL FUNDAMENTAL INDEX FUND	0	266.550	266.550
**D	CONNECTICUT GENERAL LIFE INSURANCE COMPANY	0	51.157	51.157
**D	BLACKROCK CDN MSCI EAFE EQUITY INDEX FUND	0	56.909	56.909
**D	BLACKROCK CDN MSCI EAFE INDEX PLUS FUND	0	326.173	326.173
**D	ACWI EX-US INDEX MASTER PORTFOLIO OF MASTER INVESTMENT PTF	0	229.309	229.309
**D	RUSSELL DEVELOPED EX-U.S. LARGE CAP INDEX FUND B	0	69.070	69.070
**D	BGI MSCI EUROPE EQUITY INDEX FUND B	0	48.002	48.002
**D	BGI MSCI EAFE EQUITY INDEX NON-LENDABLE FUND B	0	1.976.736	1.976.736
**D	BP PENSION FUND	0	1.954.181	1.954.181
**D	RUSSELL INVESTMENT COMPANY II PLC	0	383.850	383.850
**D	SSGA INTERNATIONAL STOCK SELECTION FUND	0	1.209.338	1.209.338
**D	CUMBRIA LOCAL GOVERNMENT PENSION SCHEME	0	1.170.464	1.170.464
**D	INTERNATIONAL PAPER CO COMMINGLED INVESTMENT GROUP TRUST	0	1.099.474	1.099.474
**D	ELECTRONIC DATA SYSTEMS LTD RETIREMENT PLAN	0	287.400	287.400
**D	ELECTRONIC DATA SYSTEMS 1994 PENSION SCHEME	0	103.900	103.900
**D	IBM 401K PLUS PLAN	0	1.130.712	1.130.712
**D	OREGON PUBLIC EMPLOYEES RETIREMENT SYSTEM	0	1.958.533	1.958.533
**D	DEPARTMENT OF STATE LANDS	0	170.787	170.787
**D	PENSION FUND ASSOCIATION FOR LOCAL GOVERNMENT OFFICIALS	0	320.869	320.869
**D	SSGA GLOBAL INDEX PLUS TRUST	0	385.397	385.397
**D	IBM RETIREMENT PLAN	0	159.738	159.738
**D	IBM RETIREMENT PLAN	0	259.762	259.762
**D	STATE OF ALASKA RETIREMENT AND BENEFITS PLANS	0	198.312	198.312
**D	COLLEGE RETIREMENT EQUITIES FUND	0	2.780.259	2.780.259
**D	COLLEGE RETIREMENT EQUITIES FUND	0	356.729	356.729
**D	TIIA-CREF INTERNATIONAL EQUITY INDEX FUND	0	2.494.459	2.494.459
**D	PACE INTERNATIONAL EQUITY INVESTMENTS	0	124.710	124.710
**D	RUSSELL INVESTMENT COMPANY INTERNATIONAL FUND	0	2.208.300	2.208.300
**D	RUSSELL INVESTMENT COMPANY GLOBAL EQUITY FUND	0	1.860.193	1.860.193
**D	REGIME DE RENTES DU MOUVEMENT DESJARDINS	0	11.076	11.076
**D	FONDS DE SOLIDARITE DES TRAVAILLEURS DU QUEBEC (F.T.Q.)	0	1.852.583	1.852.583
**D	FONDS DESJARDINS PLACEMENTS COMPLEMENTAIRES	0	847.309	847.309
**D	STATE BOSTON RETIREMENT SYSTEM	0	100.571	100.571
**D	VALIC COMPANY I - INTERNATIONAL EQUITIES FUND	0	244.625	244.625
**D	VALIC COMPANY I - INTERNATIONAL EQUITIES FUND	0	330.307	330.307
**D	VALIC COMPANY I - INTERNATIONAL EQUITIES FUND	0	467.446	467.446

Assemblea Ordinaria del 30 aprile 2013

LISTA ESITO DELLE VOTAZIONE

Oggetto: Relazione sulla remunerazione

FAVOREVOLI

Badge	Ragione Sociale	Proprio	Delega	Totale
**D	FONDATION LUCIE ET ANDRE CHAGNON	0	123.100	123.100
**D	METROPOLITAN SERIES FUND MORGAN STANLEY EAFE INDEX PORTFOLIO	0	449.278	449.278
**D	STATE OF MINNESOTA	0	3.000.269	3.000.269
**D	STATE OF MINNESOTA	0	651.662	651.662
**D	RUSSELL INVESTMENT FUNDS NON-U.S. FUND	0	270.325	270.325
**D	ALAMEDA COUNTY EMPLOYEES' RETIREMENT ASSOCIATION	0	267.355	267.355
**D	MERCER NON-US CORE EQUITY FUND	0	662.813	662.813
**D	TRANSAMERICA MORGAN STANLEY ACTIVE INTL ALLOCATION VP	0	8.831	8.831
**D	JOHN HANCOCK INSURANCE COMPANY OF VERMONT	0	37.157	37.157
**D	INSURANCE CORPORATION OF BRITISH COLUMBIA	0	270.900	270.900
**D	SPDR MSCI ACWI EX-US ETF	0	166.318	166.318
**D	SPDR FTSE/MACQUARIE GLOBAL INFRASTRUCTURE 100 ETF	0	399.341	399.341
**D	SPDR S&P WORLD (EX-US) ETF	0	151.706	151.706
**D	SPDR S+P INTERNATIONAL UTILITIES SECTOR ETF	0	348.552	348.552
**D	ORANGE COUNTY EMPLOYEES RETIREMENT SYSTEM	0	170.902	170.902
**D	CONSOLIDATED EDISON RETIREMENT PLAN	0	961.947	961.947
**D	CONSOLIDATED EDISON RETIREMENT PLAN	0	732.935	732.935
**D	MORGAN STANLEY INSTITUTIONAL FD TR - GLOBAL STRATEGIST PTF	0	235.453	235.453
**D	THE UNIVERSAL INST F INC - GLOBAL TACT ASSET ALL PTF	0	32.073	32.073
**D	MONTANA BOARD OF INVESTMENTS	0	295.955	295.955
**D	ILLINOIS STATE BOARD OF INVESTMENT	0	271.826	271.826
**D	SACRAMENTO COUNTY EMPLOYEES RETIREMENT SYSTEM	0	596.600	596.600
**D	SSGA INTERNATIONAL EQUITIES INDEX TRUST	0	251.868	251.868
**D	SSGA WEALTH WEIGHTED GLOBAL EQUITIES INDEX TRUST	0	67.600	67.600
**D	SSGA MSCI EAFE INDEX FUND	0	530.852	530.852
**D	STATE OF CONNECTICUT RETIREMENT PLANS & TRUST FUNDS	0	5.566.232	5.566.232
**D	SSGA WORLD INDEX EQUITY FUND	0	711.761	711.761
**D	SSGA ITALY INDEX EQUITY FUND	0	237.150	237.150
**D	SSGA EUROPE ALPHA EQUITY FUND I	0	254.580	254.580
**D	SSGA EMU INDEX EQUITY FUND	0	4.080.500	4.080.500
**D	SSGA UTILITIES INDEX EQUITY FUND	0	12.472	12.472
**D	SPDR MSCI EUROPE ETF	0	406.556	406.556
**D	SPDR MSCI EUROPE UTILITIES ETF	0	299.583	299.583
**D	SSGA EUROPE ENHANCED EQUITY FUND	0	807.185	807.185
**D	SSGA EUROPE INDEX EQUITY FUND	0	750.027	750.027
**D	SSGA EMU ALPHA EQUITY FUND I	0	1.246.548	1.246.548
**D	SSGA WORLD SRI INDEX EQUITY FUND	0	147.243	147.243
**D	ABBAY LIFE ASSURANCE COMPANY LIMITED	0	1.237.442	1.237.442
**D	PENSIONS MANAGEMENT (S.W.F.) LIMITED	0	81.717	81.717
**D	SCOTTISH WIDOWS OVERSEAS GROWTH INV F ICVC - EURO GROWTH F	0	1.018.591	1.018.591
**D	STATE STREET TRUSTEES LIMITED ATF SWIP CAPITAL TRUST	0	276.715	276.715
**D	MAJOR LEAGUE BASEBALL PLAYERS PENSION PLAN	0	484.184	484.184
**D	MAJOR LEAGUE BASEBALL PLAYERS PENSION PLAN	0	163.000	163.000

Pagina 30

Azionisti:
Azionisti in proprio:

1296

4

Testo:

Azionisti in delega:

8

1292

LISTA ESITO DELLE VOTAZIONE
 Oggetto: Relazione sulla remunerazione

FAVOREVOLI

Badge	Ragione Sociale	Proprio	Delega	Totale
**D	SPDR DJ EURO STOXX 50 ETF	0	5.953.968	5.953.968
**D	INTERNATIONAL ALPHA SELECT COMMON TRUST FUND	0	686.417	686.417
**D	EUROPE INDEX PLUS COMMON TRUST FUND	0	159.839	159.839
**D	COMMON TRUST ITALY FUND	0	6.956.323	6.956.323
**D	WORLD INDEX OLUS SECURITIES LENDING COMMON TRUST FUND	0	181.857	181.857
**D	GE INVESTMENTS FUNDS, INC. - TOTAL RETURN FUND	0	252.440	252.440
**D	ISHARES II PUBLIC LIMITED COMPANY	0	30.478.355	30.478.355
**D	ISHARES PUBLIC LIMITED COMPANY	0	1.354.182	1.354.182
**D	ISHARES III PUBLIC LIMITED COMPANY	0	588.993	588.993
**D	ISHARES V PUBLIC LIMITED COMPANY	0	99.549	99.549
**D	ISHARES VI PUBLIC LIMITED COMPANY	0	8.356	8.356
**D	MAINSTAY 130/30 INTERNATIONAL FUND	0	408.318	408.318
**D	BLACKROCK AM DE FOR ISHARES DJ EUROXX 50 (DE)	0	14.866.468	14.866.468
**D	BLACKROCK AM DE FOR ISHARES EURO STOXX (DE)	0	413.987	413.987
**D	BLACKROCK AM DE FOR ISHARES STOXX EUROPE LARGE 200 (DE)	0	22.198	22.198
**D	BLACKROCK AM DE FOR ISHARES STOXX EUROPE 600 (DE)	0	2.221.419	2.221.419
**D	ISHARES I INVESTGSC MIT TGV FOR ISHS STOXX EUR 600 UTILITIES	0	2.344.050	2.344.050
**D	MULTILATERAL INVESTMENT GUARANTEE AGENCY	0	48.926	48.926
**D	BANK OF AMERICA OMNIBUS	0	47.521	47.521
**D	CONSTRUCTION AND BUILDING UNIONS SUPERANNUATION FUND	0	194.306	194.306
**D	TELSTRA SUPERANNUATION SCHEME	0	1.041.200	1.041.200
**D	QUEENSLAND INVESTMENT TRUST NO 2	0	222.616	222.616
**D	AMITY EUROPEAN FUND	0	180.000	180.000
**D	BVA BONO 2007 C FI	0	1.487.026	1.487.026
**D	BANCO BILBAO VIZCAYA ARGENTARIA-BBVA- - MADRID BRANCH	0	1.281.830	1.281.830
**D	VICTORIAN SUPERANNUATION FUND	0	1.191.780	1.191.780
**D	QIC INTERNATIONAL EQUITIES FUND	0	54.569	54.569
**D	GOVERNMENT EMPLOYEES SUPERANNUATION BOARD	0	705.567	705.567
**D	BNYMTD (UK) AS TRUSTEE OF BLACKROCK CONTINENTAL EUROPE EQUITY TRY TRACKER FUND	0	2.811.680	2.811.680
**D	SANTANDER PREMIUM FD SURFUND EU.EX UK EQUITIES ABBEY NAT. HOUSE	0	370.656	370.656
**D	ING EUROPA FUND	0	2.513.227	2.513.227
**D	ING FUNDS SERVICES, LLC	0	144.191	144.191
**D	ING GLOBAL VALUE CHOICE FUND	0	339.550	339.550
**D	ING INTERNATIONAL VALUE CHOISE FUND	0	36.436	36.436
**D	GUIDEMARK WORLD EX - US FUND	0	318.824	318.824
**D	CONSTRUCTION AND BUILDING UNIONS SUPERANNUATION FUND	0	205.256	205.256
**D	LSV NON-US EQUITY LLC	0	963.400	963.400
**D	TELSTRA SUPERANNUATION SCHEME	0	426.377	426.377
**D	THE PRUDENTIAL SERIES FUND GLOBAL PORTFOLIO	0	323.000	323.000
**D	AK STEEL CORPORATION MASTER PENSION TRUST	0	279.533	279.533
**D	WISDOMTREE DEFA FUND	0	785.937	785.937
**D	WISDOMTREE GLOBAL EQUITY INCOME FUND	0	175.176	175.176

Azionisti:

Azionisti in proprio:

Azionisti in delega:

8
1292

Pagina 31

Assemblea Ordinaria del 30 aprile 2013

LISTA ESITO DELLE VOTAZIONE

Oggetto: Relazione sulla remunerazione

FAVOREVOLI

Badge	Ragione Sociale	Proprio	Delega	Totale
**D	WISDOMTREE DEFA EQUITY INCOME FUND	0	597.893	597.893
**D	WISDOMTREE INTERNATIONAL LARGECAP DIVIDEND	0	458.721	458.721
**D	WISDOMTREE INTERNATIONAL DIVIDEND EX-FINANCIALS FUND	0	2.325.481	2.325.481
**D	NON-US EQUITY MANAGERS PORTFOLIO 1 SERIES	0	245.364	245.364
**D	THE GREAT EASTERN LIFE ASSURANCE COMPANY LIMITED	0	30.059	30.059
**D	WISDOMTREE GLOBAL EX US UTILITIES FUND	0	301.520	301.520
**D	VISION POOLED SUPERANNUATION TRUST	0	125.146	125.146
**D	NONUS EQUITY MANAGERS PORTFOLIO 3 OFFSHORE MASTER L.P.	0	7.939	7.939
**D	CITY OF NEW YORK GROUP TRUST	0	960.911	960.911
**D	THE GREAT EASTERN LIFE ASSURANCE COMPANY LIMITED	0	24.290	24.290
**D	ING INTERNATIONAL HIGH DIVIDEND EQUITY INCOME FUND	0	156.813	156.813
**D	NON-US EQUITY MANAGERS PORTFOLIO 4	0	459.600	459.600
**D	MLC LIMITED	0	39.156	39.156
**D	WM POOL EQUITIES TRUST NO 20	0	1.579.425	1.579.425
**D	GOLDMAN SACHS GMS ERISA GROUP TRUST	0	184.500	184.500
**D	ING INFRASTRUCTURE INDUSTRIALS AND MATERIALS FUND	0	1.384.960	1.384.960
**D	ING WISDOMTREE GLOBAL HIGH-YIELDING EQUITY INDEX PORTFOLIO	0	285.460	285.460
**D	ING INVESTMENT TRUST COMPANY	0	88.006	88.006
**D	ING INTERNATIONAL INDEX PORTFOLIO	0	261.976	261.976
**D	GS TACS MARKET CONTINUOUS (INTL) LLC	0	741.272	741.272
**D	BOA PARAMETRIC	0	28.210	28.210
**D	WALTER E. DISNEY FAMILY TRUST UNDER WILL	0	21.739	21.739
**D	PRINCIPAL FUNDS INC INTERNATIONAL VALUE FUND 1	0	293.654	293.654
**D	INVESCO PERPETUAL GLOBAL EX UK ENHANCED INDEX FD	0	134.080	134.080
**D	INVESCO PERPETUAL GLOBAL EX UK CORE EQ. INDEX FUND	0	33.740	33.740
**D	NEWTON D. AND ROCHELLE F. BECHER FOUNDATION	0	13.380	13.380
**D	ING EURO STOXX 50 INDEX PORTFOLIO	0	2.110.058	2.110.058
**D	MARITIME SUPER	0	185.600	185.600
**D	BNY MELLON GLOBAL FUNDS PLC	0	71.218	71.218
**D	THE BANK OF KOREA	0	160.366	160.366
**D	ING INTERNATIONAL VALUE FUND	0	1.004.110	1.004.110
**D	UNIPENSION INVEST FMBA EUROPAISKE AKTIER	0	601.981	601.981
**D	SEVENTH SWEDISH NATIONAL PENSION FUND - AP7 EQUITY FUND	0	4.555.266	4.555.266
**D	PRINCIPAL FUNDS INC. - INTERNATIONAL EQUITY INDEX FUND	0	388.279	388.279
**D	KNIGHTS OF COLUMBUS MASTER TRUST	0	76.978	76.978
**D	BLACKROCK S AND P QUALITY RANKINGS GLOBAL EQUITY MANAGED TRUST	0	55.400	55.400
**D	PENN SERIES DEVELOPED INTERNATIONAL INDEX FUND	0	53.172	53.172
**D	WILMINGTON MULTI-MANAGER INTERNATIONAL FUND	0	131.781	131.781
**D	INTERNATIONAL EQUITY COMMON TRUST FUND	0	419.112	419.112
**D	MAXIM INTERNATIONAL INDEX PORTFOLIO OF MAXIM SERIES FUND, INC	0	223.101	223.101
**D	WM POOL EQUITIES TRUST NO.38	0	313.391	313.391
**D	ADVANCED SERIES TRUST AST INTERNATIONAL VALUE PORTFOLIO	0	2.098.400	2.098.400
**D	PRUDENTIAL SERIES FUND SP INTERNATIONAL VALUE PORTFOLIO	0	132.800	132.800

Azionisti:

Azionisti in proprio:

1296

Teste:

Azionisti in delega:

8

1292

LISTA ESITO DELLE VOTAZIONE
 Oggetto: Relazione sulla remunerazione

FAVOREVOLI

Badge	Ragione Sociale	Proprio	Delega	Totale
**D	ADVANCED SERIES TRUST-AST FI PYRAMIS ASSET ALLOCATION PORTFOLIO	0	325.485	325.485
**D	ADVANCED SERIES TRUST - AST ADVANCED STRATEGIES PORTFOLIO	0	950.900	950.900
**D	ADVANCED SERIES TRUST AST T. ROWE PRICE ASSET ALLOCATION PORTFOL.	0	43.460	43.460
**D	TARGET ASSET ALLOCATION FUNDS TARG ET MODERATE ALLOCATION FUND	0	35.400	35.400
**D	THE TARGET PORTFOLIO TRUST INTERNATIONAL EQUITY PORTFOLIOTFOLIO	0	361.000	361.000
**D	PRUDENTIAL WORLD FUND INC - PRUDENTIAL INTERNATIONAL VALUE FUND	0	124.700	124.700
**D	TARGET ASSET ALLOCATION FUNDS- TARGET GROWTH ALLOCATION FUND	0	32.300	32.300
**D	ADVANCED SER TR AST SCHROEDERS MULTI-AS.WORLD STRATEGIC PORTFOLIO	0	524.342	524.342
**D	LEGG MASON GLOBAL FUNDS PLC-LM BATTERYMARCH EUROPEAN EQUITY FD	0	129.143	129.143
**D	PRINCIPAL FUNDS INC GLOBAL MULTI STRATEGY FUND	0	129.687	129.687
**D	BLACKROCK UTILITY AND INFRASTRUCTURE TRUST	0	604.300	604.300
**D	WINTON FUTURES FUND	0	592.161	592.161
**D	ADVANCED SERIES TRUST-AST SCHROEDERS GLOBAL TACTICAL PORTFOLIO	0	430.948	430.948
**D	CF CANLIFE GLOBAL INFRASTRUCTURE FUND	0	31.628	31.628
**D	STANLIB FUNDS LIMITED STANDARD BANK HOUSE	0	78.458	78.458
**D	ALLIANZ GLOBAL INVESTORS KAPITALANLA GESELSCHAFT MBH AG	0	3.436.137	3.436.137
**D	INVESTIN PRO F.M.B.A.	0	437.217	437.217
**D	ALLIANZ GLOBAL INVESTORS EUROPEGMBH ALD FONDS	0	323.153	323.153
**D	PRINCIPAL VARIABLE CONTRACTS FUNDS INC- INTERNATIONAL EMERGING MARKETS ACCOUNT	0	188.898	188.898
**D	PRINCIPAL FUNDS INC- INTERNATIONAL GROWTH FUND	0	73.643	73.643
**D	ING INTERNATIONAL VALUE PORTFOLIO	0	319.010	319.010
**D	DBX MSCI EAFE CURRENCY -HEDGED EQUITY FUND	0	16.241	16.241
**D	WELLS FARGO AND COMPANY CASH BALANCE PLAN	0	91.491	91.491
**D	THE MEDICAL CENTRE INSURANCE COMPANY LTD.	0	41.608	41.608
**D	CERVURITE INTERNATIONAL LLC	0	63.923	63.923
**D	INTERNATIONAL BANK FOR RECONSTRUCTION AND DEVELOPMENT	0	48.887	48.887
**D	INTERNATIONAL BANK FOR RECONSTRUCTION AND DEVELOPMENT	0	443.069	443.069
**D	INTERNATIONAL BANK FOR RECONSTRUCTION AND DEVELOPMENT	0	435.036	435.036
**D	CF INTERNATIONAL STOCK INDEX FUND ONE	0	437.785	437.785
**D	DT INTERNATIONAL STOCK INDEX FUND ONE	0	701.450	701.450
**D	STICHTING CZ FUND DEPOSITARY	0	107.629	107.629
**D	ACHMEA PENSIOEN EN LEVENSVZERKERINGEN N.V.	0	2.372.790	2.372.790
**D	ACHMEA PENSIOEN EN LEVENSVZERKERINGEN N.V.	0	63.023	63.023
**D	ACHMEA REINSURANCE IRELAND LIMITED	0	19.475	19.475
**D	ACHMEA VARIABLE SECURITIES HEALTH FUND	0	223.176	223.176
**D	MCKINLEY CAPITAL MANAGEMENT FUND PLC	0	17.152	17.152
**D	MELLON INVESTMENT FUNDS ICVC NEWTON	0	693.152	693.152
**D	NEWTON EUROPEAN HIGHER INCOME FUNDUND	0	99.440	99.440
**D	STICHTING PENSIOENFONDS HORECA & CATERING	0	498.795	498.795
**D	STICHTING BEDRIJFSTAKPENSIOEN FONDS VOORDE MEDIA PNO	0	167.500	167.500
**D	ST BEDRIJFSTAKPED V/H SCHILDERS-AFW- GLASSE	0	707.231	707.231
**D	STICHTING PENSIOENFONDS UWV	0	530.386	530.386
**D	ACHMEA-UNIT LINKED BELEGGENGSFONDSEN	0	132.998	132.998

Azionisti:

Azionisti in proprio:

1296

4

Azionisti in delega:

8

1292

Pagina 33

LISTA ESITO DELLE VOTAZIONE

Oggetto: Relazione sulla remunerazione

FAVOREVOLI

Badge	Ragione Sociale	Proprio	Delega	Totale
**D	DERBYSHIRE COUNTY COUNCIL SUPERANNUATION FUND	0	529.741	529.741
**D	MASSEY FERGUSON WORKS PENSION SCHEME	0	20.855	20.855
**D	RHM PENSION SCHEME	0	52.774	52.774
**D	NATIONAL PENSIONS RESERVE FUND COMMISSION	0	607.080	607.080
**D	RBS GROUP PENSION FUND	0	4.048.900	4.048.900
**D	ESB GENERAL EMPLOYEES SUPERANNUATION SCHEME	0	440.330	440.330
**D	SYNGENTA UK PENSION FUND EUROPEAN REGIONAL CENTRE	0	208.200	208.200
**D	ASSOCIATED BRITISH FOODS PENSION SCHEME	0	205.000	205.000
**D	ROCKINGHAMSHIRE COUNTY COUNCIL PENSION FUND	0	70.639	70.639
**D	BOC PENSION INVESTMENT FUND	0	868.057	868.057
**D	CHESHIRE PENSION FUND	0	1.758.631	1.758.631
**D	CITY OF LONDON PENSION FUND	0	236.200	236.200
**D	BELEGGINGSPPOOL ACHMEA	0	236.018	236.018
**D	BELEGGINGSPPOOL ACHMEA	0	317.476	317.476
**D	STICHTING BEWAARDER ACHMEA BELEGGING SPPOOLS	0	8.602	8.602
**D	INTERPOLIS PENSIOENEN EUROPA POOL	0	421.344	421.344
**D	STICHTING ACHMEA GLOBAL EQUITY	0	150.715	150.715
**D	STICHTING RABOBANK PENSIOENFONDS	0	2.330.141	2.330.141
**D	STG PFDS V.D. GRAFISCHE	0	1.435.220	1.435.220
**D	BPL	0	3.692.407	3.692.407
**D	STICHTING PENSIOENFONDS CARIBISCH	0	30.049	30.049
**D	STG BEDRIJFSTAKPFDS V H	0	69.453	69.453
**D	STICHTING PFDS VOOR DE TANDTECHNIEK	0	96.524	96.524
**D	STG PFDS CORP EXPRESS MANDAAT ALLIANCE CAPITA	0	51.257	51.257
**D	STICHTING PENSIOENFONDS ELSEVIER	0	83.350	83.350
**D	STICHTING BEWAARDER INTERPOLIS PENSIOENEN BELEGGINGSPPOOLS	0	368.249	368.249
**D	ARK LIFE ASSURANCE COMPANY LIMITED	0	907.698	907.698
**D	THE PASSIVE GLOBAL SHARE TRUST	0	363.664	363.664
**D	AMY SCOTT WILLER TRUST 3	0	3.500	3.500
**D	SANDRA SCOTT PARKER TRUST 3	0	3.500	3.500
**D	KAREN ANN SCOTT DIXON TRUST 3	0	3.500	3.500
**D	WALTER DAVID SCOTT TRUST 3	0	3.500	3.500
**D	BLACKROCK LIFE LIMITED	0	17.936.762	17.936.762
**D	FONDACO ROMA EURO BALANCED CORE	0	63.753	63.753
**D	UFF TEMPO PEA	0	194.817	194.817
**D	FCP TONI ACTIONS 100	0	122.517	122.517
**D	VIVACCIO ACTIONS	0	1.295.201	1.295.201
**D	LBPAM ACTIONS INDICE	0	1.017.578	1.017.578
**D	LBPAM PROFIL 80 PEA	0	248.345	248.345
**D	LBPAM PROFIL 100	0	98.209	98.209
**D	VANGUARD INVESTMENTS EUROPE SA	0	3.195.396	3.195.396
**D	ACADIAN INTERNATIONAL ALL-CAP FUND	0	230.431	230.431
**D	ARCHDIOCESE OF NEW YORK MASTER TRUST	0	107.800	107.800

Assemblea Ordinaria del 30 aprile 2013

LISTA ESITO DELLE VOTAZIONE
 Oggetto: Relazione sulla remunerazione

FAVOREVOLI

Badge	Ragione Sociale	Proprio	Delega	Totale
**D	ACADIAN INTERNATIONAL EQUITY FUND L.P.	0	249.480	249.480
**D	RUSSELL GLOBAL EQUITY FUND	0	295.259	295.259
**D	RUSSELL GLOBAL EQUITY POOL	0	126.694	126.694
**D	ALASKA PERMANENT FUND CORPORATION	0	4.386.371	4.386.371
**D	ALAMOSA LLC	0	7.934	7.934
**D	EAFE EQUITY FUND	0	89.301	89.301
**D	EAFE EQUITY FUND	0	119.307	119.307
**D	AZL INTERNATIONAL INDEX FUND	0	344.692	344.692
**D	QUANTITATIVE GLOBAL VALUE PORTFOLIO BRANDYWINE INVESTMENTS TRUST	0	5.780	5.780
**D	BELLSOUTH CORP REA VEGA TRUST FOR NONREPRESENTABLE EMPLOYEES	0	34.220	34.220
**D	BELLSOUTH CORPORATION REA VEGA TRUST	0	194.112	194.112
**D	AAA NORTHERN CALIFORNIA NEVADA & UTAH INSURANCE EXCHANGE	0	203.075	203.075
**D	FLORIDA STATE BOARD OF ADMINISTRATION	0	261.038	261.038
**D	THE CLEVELAND CLINIC FOUNDATION	0	180.480	180.480
**D	CLEVELAND CLINIC HEALTH SYSTEM PENSION TRUST	0	75.518	75.518
**D	CENTRAL STATES SOUTHEAST AND SOUTHWEST AREAS PENSION FUND	0	1.241.800	1.241.800
**D	CONNECTICUT GENERAL LIFE INSURANCE COMPANY	0	65.754	65.754
**D	THE CANADA LIFE ASSURANCE COMPANY	0	3.628	3.628
**D	CORPORATION OF LONDON CITY'S CASH	0	500.600	500.600
**D	EMPLOYEES RETIREMENT SYSTEM OF BALTIMORECOUNTY	0	103.600	103.600
**D	DIEBOLD INCORPORATED MASTER PENSION TRUST	0	88.700	88.700
**D	ONTARIO POWER GENERATION INC	0	996.693	996.693
**D	ONTARIO POWER GENERATION INC	0	182.745	182.745
**D	BNY MELLON EMPLOYEE BENEFIT COLLECTIVE INVESTMENT FUND PLAN	0	5.906.629	5.906.629
**D	THE DUN AND BRADSTREET CORP DEFINED BENEFIT GROUP TRUST	0	87.712	87.712
**D	ADVANTAGE FUNDS INC - GLOBAL ALPHA FUND	0	26.178	26.178
**D	DREYFUS INDEX FUNDS INC DREYFUS INTERNATIONAL STC	0	278.459	278.459
**D	BNY MELLON FUNDS TRUST BNY MELLON INTL EQUITY INCOME FUND	0	22.200	22.200
**D	PANAGORA ASSET MANAGEMENT	0	1.918	1.918
**D	COUNTY EMPLOYEES ANNUITY AND BENEFIT FUND OF COOK COUNTY	0	173.868	173.868
**D	EVANGELICAL LUTHERAN CHURCH INAMERICA BOARD OF PEN	0	150.021	150.021
**D	CBIS GLOBAL FUNDS PLC	0	70.000	70.000
**D	EDUCATIONAL EMPLOYEES' SUPP. RET. SYSTEM OF FAIRFAX COUNTY	0	283.265	283.265
**D	FAIRFAX COUNTY EMPLOYEES' RETIREMENT SYSTEM	0	93.100	93.100
**D	FIDELITY COMMONWEALTH TRUST II FID INTERNAT ENCHANGED INDEX FUND	0	44.699	44.699
**D	FIDELITY CONCORD STREET TRUST; SPARTAN INTERNATIONAL INDEX FD	0	5.831.139	5.831.139
**D	FIRE AND POLICE PENSION ASSOCIATION OF COLOR	0	235.613	235.613
**D	FLORIDA RETIREMENT SYSTEM	0	454.187	454.187
**D	FLORIDA RETIREMENT SYSTEM	0	104.799	104.799
**D	FLORIDA RETIREMENT SYSTEM	0	5.179.488	5.179.488
**D	THE GREAT-WEST LIFE ASSURANCE COMPANY	0	57.476	57.476
**D	THE GABELLI UTILITY TRUST INC	0	300.000	300.000
**D	COUNSEL GLOBAL DIVIDEND	0	13.100	13.100

333

Pagina 35

8
1292

Azionisti: 1296 Teste: 8
 Azionisti in proprio: 4 Azionisti in delega: 1292

Assemblea Ordinaria del 30 aprile 2013

LISTA ESITO DELLE VOTAZIONE

Oggetto: Relazione sulla remunerazione

FAVOREVOLI

Badge	Ragione Sociale	Proprio	Delega	Totale
**D	CHRISTUS HEALTH	0	45.000	45.000
**D	BMO INTERNATIONAL EQUITY HEDGEDTO CAD INDEX ETF	0	107.077	107.077
**D	KROGER COMPANY MASTER RETIREMENT TRUST	0	55.229	55.229
**D	KANSAS PUBLIC EMPLOYEES RETIREMENT	0	52.276	52.276
**D	UFCW CONSOLIDATED PENSION FUND	0	25.853	25.853
**D	LOS ANGELES COUNTY EMPLOYEES RETIREMENT ASSOCIATI	0	1.496.559	1.496.559
**D	FIREFIGHTERS RETIREMENT SYSTEM	0	52.300	52.300
**D	LUCENT TECHNOLOGIES INC. DEFINED CONTRIBUTION PLAN MASTER TRUST	0	2.807.044	2.807.044
**D	LONDON LIFE INSURANCE COMPANY	0	100.157	100.157
**D	LUCENT TECHNOLOGIES INC. MASTERPENSION TRUST	0	252.962	252.962
**D	LVIP SSGA DEVELOPED INTERNATIONAL 150 FU	0	1.267.459	1.267.459
**D	LVIP SSGA INTERNATIONAL INDEX FUND	0	654.852	654.852
**D	SHERIFFS PENSION AND RELIEF FUND	0	44.012	44.012
**D	LOUISIANA STATE EMPLOYEES' RETIREMENT SYSTEM	0	660.600	660.600
**D	TEACHERS' RETIREMENT SYSTEM OF LOUISIANA	0	33.625	33.625
**D	TEACHERS' RETIREMENT SYSTEM OF LOUISIANA	0	847.300	847.300
**D	MBC INVESTMENTS CORPORATION	0	8.555	8.555
**D	CITY OF MEMPHIS RETIREMENT SYSTEM	0	20.000	20.000
**D	EMPLOYEE RETIREMENT INCOME PLANTRUST OF 3M COM	0	838.071	838.071
**D	MANVILLE PERSONAL INJURY SETTLEMENT TRUST	0	50.711	50.711
**D	MERCY INVESTMENT SERVICES	0	88.506	88.506
**D	PUBLIC EMPLOYEES RETIREMENT SYSTEM OF MISSISSIPI	0	499.065	499.065
**D	MARS GMBH	0	1.492.135	1.492.135
**D	MINISTRY OF FINANCE OF THE REPUBLIC OF KAZAKHST	0	779.938	779.938
**D	MINISTRY OF FINANCE OF THE REPUBLIC OF KAZAKHST	0	486.470	486.470
**D	TREASURER OF THE STATE OF NORTHCAROLINAEQUITY INVESTMENT FUND POOLED	0	2.038.549	2.038.549
**D	TREASURER OF THE STATE OF NORTHCAROLINAEQUITY INVESTMENT FUND POOLED	0	2.820.727	2.820.727
**D	INTERNATIONAL EQUITY INCOME FUND	0	3.700	3.700
**D	ROGERSCASEY TARGET SOLUTIONS LLC.	0	140.503	140.503
**D	ROGERSCASEY TARGET SOLUTIONS LLC.	0	183.965	183.965
**D	NSP MONTICELLO MINNESOTA RETAILQUALIFIED TRUST	0	32.732	32.732
**D	NSP MINNESOTA PRAIRIE I RETAIL QUALIFIED TRUST	0	26.314	26.314
**D	NSP MINNESOTA RETAIL PRAIRIE IIQUALIFIED TRUST	0	28.239	28.239
**D	PUBLIC EMPLOYEES RETIREMENT SYSTEM OF NEVADA	0	2.305.629	2.305.629
**D	RETIREMENT BENEFITS INVESTMENT FUND	0	19.715	19.715
**D	NEW YORK STATE DEFERRED COMPENSATION PLAN	0	55.351	55.351
**D	BELL ATLANTIC MASTER TRUST	0	86.600	86.600
**D	BELL ATLANTIC MASTER TRUST	0	183.566	183.566
**D	BELL ATLANTIC MASTER TRUST	0	645.762	645.762
**D	ONTARIO PENSION BOARD	0	950.898	950.898
**D	ONTARIO POWER GENERATION INC. PENSION PLAN	0	549.080	549.080
**D	OPEC FUND FOR INTERNATIONAL DEVELOPMENT	0	388.059	388.059
**D	PENSION FUND SOCIETY OF THE BANK OF MONTREAL	0	311.797	311.797

Pagina 36

8
1292Azionisti: 1296 4 Teste: 8
Azionisti in proprio: 4 Azionisti in delega: 8

LISTA ESITO DELLE VOTAZIONE

Oggetto: Relazione sulla remunerazione

FAVOREVOLI

Badge	Ragione Sociale	Proprio	Delega	Totale
**D	POINT BEACH UNIT 1 AND UNIT 2 NQ TRUST-ACCOUNTING MECHANISM	0	13.161	13.161
**D	PENSION FUND OF THE CHRISTIAN CHURCH	0	63.300	63.300
**D	CHRISTUS HEALTH CASH BALANCE PLAN	0	47.300	47.300
**D	PACIFIC GAS AND ELECTRIC QUALIFIED CPUC DECOMMISSIONING TRUST	0	226.584	226.584
**D	PANAGORA GROUP TRUST	0	19.245	19.245
**D	PG&E POSTRET. MEDICAL PLAN TR.MGMT & NONBARGAINING	0	13.642	13.642
**D	POOL REINSURANCE COMPANY LIMITED	0	554.962	554.962
**D	PENSION RESERVES INVESTMENT TRUST FUND	0	2.064.071	2.064.071
**D	INDIANA PUBLIC EMPLOYEES RETIREMENT FUND	0	82.145	82.145
**D	INDIANA PUBLIC EMPLOYEES RETIREMENT FUND	0	198.334	198.334
**D	PUBLIC EMPLOYEE RETIREMENT SYSTEM OF IDAHO	0	301.237	301.237
**D	ARIZONA PSRPS TRUST	0	338.562	338.562
**D	CC & L ARROWSTREET EAFE EQUITY FUND	0	198.646	198.646
**D	SANTA BARBARA COUNTY EMPLOYEES RETIREMENT SYSTEM	0	52.229	52.229
**D	RENAISSANCE INTERNATIONAL DIVIDEND FUND	0	21.943	21.943
**D	RR DONNELLEY SAVING PLAN MASTERTRUST	0	78.668	78.668
**D	RUSSELL INSTITUTIONAL FUNDS LLCRUSSELL INTERNATIONAL EQUITY FD	0	444.300	444.300
**D	AON HEWITT GROUP TRUST	0	16.583	16.583
**D	SOUTHERN CALIFORNIA EDISON CO NUCLEAR FACILITIES Q	0	335.180	335.180
**D	AT&T UNION WELFARE BENEFIT TRUST	0	579.320	579.320
**D	SMITHFIELDS FOODS MASTER TRUST	0	143.296	143.296
**D	SEMPRA ENERGY PENSION MASTER TRUST	0	251.157	251.157
**D	SHELL PENSION TRUST	0	500.287	500.287
**D	SHELL PENSION TRUST	0	469.275	469.275
**D	SHELL PENSION TRUST	0	556.200	556.200
**D	STANISLAUS COUNTY EMPLOYEES RETIREMENT ASSOCIATION	0	131.800	131.800
**D	STATE OF WISCONSIN INVESTMENT BOARD	0	325.000	325.000
**D	STATE OF WISCONSIN INVESTMENT BOARD	0	2.522.800	2.522.800
**D	STATE OF WISCONSIN INVESTMENT BOARD	0	253.200	253.200
**D	STATE OF WISCONSIN INVESTMENT BOARD	0	2.415.574	2.415.574
**D	STATE OF WISCONSIN INVESTMENT BOARD	0	268.398	268.398
**D	STATE OF WISCONSIN INVESTMENT BOARD	0	2.968.074	2.968.074
**D	STATE OF WISCONSIN INVESTMENT BOARD	0	229.278	229.278
**D	TD EMERALD INTERNATIONAL EQUITYINDEX FUND	0	1.590.246	1.590.246
**D	TD INTERNATIONAL INDEX FUND	0	136.308	136.308
**D	TD EUROPEAN INDEX FUND	0	44.139	44.139
**D	SCHOOL EMPLOYEES RETIREMENT SYSTEM OF OHIO	0	316.200	316.200
**D	PUBLIC SECTOR PENSION INVESTMENT BOARD	0	2.757.554	2.757.554
**D	TEXAS EDUCATION AGENCY	0	1.901.794	1.901.794
**D	IMPERIAL INTERNATIONAL EQUITY POOL	0	519.200	519.200
**D	IMPERIAL GLOBAL EQUITY INCOME POOL	0	491.233	491.233
**D	TENNESSEE VALLEY AUTHORITY RETIREMENT SYSTEM	0	287.400	287.400
**D	TENNESSEE VALLEY AUTHORITY RETIREMENT SYSTEM	0	368.684	368.684

LISTA ESITO DELLE VOTAZIONE
 Oggetto: Relazione sulla remunerazione

FAVOREVOLI

Badge	Ragione Sociale	Proprio	Delega	Totale
**D	UNITED CHURCH FUNDS INC	0	139.600	139.600
**D	ONTARIO POWER GENERATION INC	0	1.180.329	1.180.329
**D	THE UNIVERSITY OF MANITOBA PENSION PLAN (1970)	0	59.800	59.800
**D	UNIVERSITY OF GUELPH FOREIGN PROPERTY TRUST	0	216.313	216.313
**D	UNIVERSITY OF GUELPH FOREIGN PROPERTY TRUST	0	172.400	172.400
**D	UNIVERSITY OF GUELPH	0	50.700	50.700
**D	UNITED TECHNOLOGIES CORP. MASTER RETIREMENT TR	0	87.336	87.336
**D	WRIGHT INTERNATIONAL BLUE CHIPSEQUITIES FUND	0	39.101	39.101
**D	DREXEL HAMILTON CENTRE GLOBAL EQUITY FUND	0	32.720	32.720
**D	VEBA PARTNERSHIP N LP	0	402.172	402.172
**D	VIRGINIA RETIREMENT SYSTEM	0	761.818	761.818
**D	VIRGINIA RETIREMENT SYSTEM	0	1.550.898	1.550.898
**D	VERIZON MASTER SAVINGS TRUST	0	27.086	27.086
**D	WELLPOINT MASTER TRUST	0	171.470	171.470
**D	WEST VIRGINIA INVESTMENT MANAGEMENT BOARD	0	1.147.900	1.147.900
**D	FOREST FOUNDATION	0	989	989
**D	STEWARDSHIP FOUNDATION	0	3.926	3.926
**D	SALVATION ARMY A CALIFORNIA CORPORATION	0	71.800	71.800
**D	CIBC INTERNATIONAL INDEX FUND	0	86.174	86.174
**D	CIBC EUROPEAN INDEX FUND	0	37.654	37.654
**D	CIBC POOLED INTERNATIONAL EQUITY INDEX FUND	0	29.929	29.929
**D	YORK UNIVERSITY PENSION FUND	0	223.600	223.600
**D	NET MAIN A C (NCB CLEARING SVCS)	0	325.300	325.300
800	DI STEFANO STEFANO	0	0	0
DR*	MINISTERO DELL'ECONOMIA E DELLE FINANZE	0	2.937.972.731	2.937.972.731
**RA*	SERVIZIO TITOLI SPA RAPP. DESIGNATO EX ART. 135 UNDECIES TUF IN PERSONA DI VERONICA CICIRIELLO	0	1.520	1.520
982	ROSSI AGOSTINO	11.993	7.678	19.671

Totale voti 4.364.233.447
 Percentuale votanti % 96,338227
 Percentuale Capitale % 46,411437

Azionisti:
 Azionisti in proprio:

1296 Teste:
 4 Azionisti in delega:

8
 1292

Pagina 38