

Assemblea Ordinaria del 10 maggio 2023

ESITO VOTAZIONE

Oggetto : Bilancio di esercizio al 31 dicembre 2022. Relazioni del Consiglio di Amministrazione, del Collegio Sindacale e della Società di revisione.

**Hanno partecipato alla votazione:**

-n° 3.540 azionisti,

portatori di n° 6.579.683.999 azioni ordinarie, tutte ammesse al voto, pari al 64,718119% del capitale sociale.

**Hanno votato:**

		% su Azioni Ordinarie Ammesse al voto
Favorevoli	6.553.085.686	99,595751
Contrari	4.645	0,000071
SubTotale	<u>6.553.090.331</u>	99,595822
Astenuti	26.593.668	0,404178
Totale	<u>6.579.683.999</u>	100,000000
Non votanti	38.400.290	

Ai sensi dell'art. 135-undecies del TUF non sono computate ai fini del calcolo della maggioranza e del capitale richiesto per l'approvazione della delibera numero 0 azioni.



LISTA ESITO DELLE VOTAZIONE

Oggetto: Bilancio di esercizio al 31 dicembre 2022. Relazioni del Consiglio di Amministrazione, del Collegio Sindacale e della Società di revisione. FAVOREVOLI

Badge	Regione Sociale	Proprio	Delega	Totale
6006	SCARAMUZZO PIERPAOLO	60	0	60
6080	DI PAOLO LUIGI	1.250	0	1.250
6091	COLLEONI ANGELO	5.115	9.518	14.633
6101	FEDERICO FABIO	290	0	290
6127	BUDA RENATO	3.000	0	3.000
6139	BONAFACCIA FAUSTO	5.868	10.326	16.194
*RA*	MONTI PASQUALE	5.000	0	5.000
D**	COMPUTERSHARE SPA RAPPRESENTANTE DESIGNATO EX ART 135 UNDECIES TUF NELLA PERSONA DI CARUSO ENRICO	0	0	0
D**	BATTISTUTTI LORIS	0	6.000	6.000
D**	CAMZZI ETTORE	0	1.000	1.000
D**	CASSA NAZIONALE DI PREVIDENZA ED ASSISTENZA FORENSE	0	52.417.000	52.417.000
D**	COLACCHIA ELISABETTA	0	10.700	10.700
D**	FONDO SCUOLA ESPERO - CRESCITA AZIONARIO	0	16.838	16.838
D**	LEMMI GUALTIERO	0	7.500	7.500
D**	MARCELLO DEL MAJNO LORENZO	0	50	50
D**	PASQUALUCCI GIOVANNI MARIA	0	1.000	1.000
D**	PELLEGRINO GIACOMO	0	1.743	1.743
D**	POGGI GIANNI	0	750	750
D**	RAIOLA EMANUELE	0	1.300	1.300
D**	SORBONE ALESSANDRO	0	1.600	1.600
6210	CATONI GIANCARLO	400	0	400
6273	RUGIERO FLORICEL	262	0	262
6275	RENDINE ERMINIO	9.400	0	9.400
6278	BASILI SIMONE	6.531	0	6.531
6290	BELLAROTO FRANCESCO PAOLO	9.430	0	9.430
6293	BONFITTO VALENTINA	480	0	480
6328	SOMASCHINI VITTORIO	3.880	0	3.880
6351	GENTILUCCI LIVIO	0	0	0
DE*	GENERALI AKTIV MIX ERTRAG	0	2.461	2.461
DE*	GENERALI INVESTMENTS LUXEMBOURG SA	0	76.802	76.802
DE*	GENERALI INVESTMENTS SICAV	0	645.054	645.054
DE*	GENERALI SMART FUNDS	0	30.000	30.000
DE*	GIAM GENERALI INSURANCE ASSET MANAGEMENT	0	210.994	210.994
DE*	GIE ALLENZA OBBLIGAZIONARIO	0	551.860	551.860
DE*	GIE FONDO ALTO AMERICA AZIONARIO	0	438.402	438.402
DE*	GIP GENERALI INVESTMENTS PARTNERS	0	143.628	143.628
6421	TREVISAN DARIO	0	0	0
**D	MORGEN AKTIEN GLOBAL UI	0	20.000	20.000
**D	HANNOVERSCHENKINVEST	0	80.030	80.030
**D	UNIVERSAL IWM	0	51.072	51.072
**D	SENTIX TOTAL RETURN OFFENSIV	0	88.000	88.000
**D	MEAG FLEXCONCEPT-EUROGROWTH	0	14.547	14.547
**D	MASTERINVEST KAPITALANLAGE GMBH	0	138.299	138.299
**D	SENTIX RISK RETURN -A-	0	10.400	10.400
**D	HMT EURO SEASONAL LONGSHORT	0	44.712	44.712
**D	WOWI VERMOEGEN	0	10.000	10.000
**D	TIMI INVEST EUROPA PLUS	0	8.571	8.571
**D	VCH-UNIVERSAL-FONDS I	0	20.000	20.000
**D	HMT GLOBAL OPTIMAL DYNAMICS	0	27.880	27.880
**D	SELECTION RENDITE PLUS	0	70.000	70.000

*Visto Nicola Zucchi*



LISTA ESITO DELLE VOTAZIONE

Oggetto: Bilancio di esercizio al 31 dicembre 2022. Relazioni del Consiglio di Amministrazione, del Collegio Sindacale e della Società di revisione. FAVOREVOLI

Badge	Ragione Sociale	Proprio	Delega	Totale
***D	UNIVERSAL KMSF FONDS	0	20.000	20.000
***D	CANDRIAM BUSINESS EQUITIES SA	0	851.005	851.005
***D	BELFIUS PENSION FUND HIGH EQUITIES	0	2.682.798	2.682.798
***D	BELFIUS PENSION FUND LOW EQUITIES	0	310.743	310.743
***D	BELFIUS PENSION FUND BALANCED PLUS	0	959.290	959.290
***D	BELFIUS SUSTAINABLE PLACE	0	1.008.160	1.008.160
***D	UNIVERSAL INVESTMENT GESELLSCHAFT MBH ON	0	150.000	150.000
***D	AG OSTALB GLOBAL FONDS	0	130.000	130.000
***D	JRS-INTERNATIONAL-UNIVERSAL-FONDS	0	24.000	24.000
***D	WAVE TOTAL RETURN FONDS	0	80.883	80.883
***D	UNIVERSAL INVESTMENT GMBH	0	483.837	483.837
***D	HANNOVERSCHMEDDIUMINVEST	0	62.334	62.334
***D	UNION INVESTMENT PRIVATFONDS GMBH	0	119.484	119.484
***D	UNION INVESTMENT INSTITUTIONAL GMBH	0	511.920	511.920
***D	DEKA INVESTMENT GMBH GLOBALE AKTIEN	0	324.047	324.047
***D	HELABA INV KAPITALANL GES MBH HI KAPPA 1	0	205.600	205.600
***D	DEKA INVESTMENT GMBH DEKA VALUE EXTRA SE	0	255.072	255.072
***D	DEKA INVESTMENT GMBH A FU 1 FONDS AKTIEN	0	80.000	80.000
***D	DWS INVESTMENT GMBH DEAWM FONDS	0	46.000	46.000
***D	DEKA INVESTMENT GMBH RE NECKAR-FUNDMASTE	0	712.059	712.059
***D	DEKA INVESTMENT GMBH KVR FONDS AKTIEN E	0	113.202	113.202
***D	HELABA INV KAPITALANL GES MBH HI SZVA 23	0	223.815	223.815
***D	H H STIFTUNGSFONDS	0	20.000	20.000
***D	DEKA INVESTMENT GMBH A FU 2 FONDS	0	131.549	131.549
***D	DEKA INVESTMENT GMBH A SFVE AKT DIVIDEND	0	103.800	103.800
***D	DEKA INVESTMENT GMBH KEN AKTIEN EX EMER	0	40.170	40.170
***D	DEKA INVESTMENT GMBH BVP FONDS	0	23.000	23.000
***D	HELABA INV KAPITALANL GES MBH HI KAP	0	12.387	12.387
***D	DEKA INVESTMENT GMBH RE KSKBB-FUNDMASTER	0	70.000	70.000
***D	DEKA INVESTMENT GMBH SHC AKTIEN	0	16.000	16.000
***D	DEKA INVESTMENT GMBH RE A-SM2-FONDS	0	54.200	54.200
***D	BAYERNINVEST EURO-AKTIEN DIVIDENDEN NON-	0	61.879	61.879
***D	BAYERNINVEST KVG MBH	0	4.694.702	4.694.702
***D	DELEN PRIVATE BANK	0	2.935.580	2.935.580
***D	UNIVERSAL INVEST SICAV	0	5.579.399	5.579.399
***D	C+F GLOBAL LINE	0	27.500	27.500
***D	UNIVERSAL-INVESTMENT-GESELLSCHAFT MBH	0	1.268.081	1.268.081
***D	INTERNATIONALE KAPITALANLAGEGESELLSCHAFT	0	110.000	110.000
***D	DEKA INVESTMENT GMBH BV PAR FONDS	0	38.870	38.870
***D	HELABA INV KAPITALANL GES MBH HI SZVA 17	0	152.800	152.800
***D	HELABA INV KAPITALANL GES MBH HI KAPPA 2	0	116.500	116.500
***D	DEKA INVESTMENT GMBH KSKBB FM 1 U03	0	167.000	167.000
***D	KAIROS INTERNATIONAL SICAV - ITALIA	0	1.925.000	1.925.000
***D	KAIROS INTERNATIONAL SICAV - MADE IN ITALY	0	401.000	401.000
***D	PREVINDAI BIL AXA	0	302.383	302.383
***D	PREVINDAI SVI AXA	0	333.967	333.967
***D	ARGIMON VITAS	0	34.376	34.376
***	NIEVERGELT PETER RUDOLF	0	7.750	7.750
***	STOLL DANIEL	0	6.000	6.000

*Handwritten signature*

## LISTA ESITO DELLE VOTAZIONE

Objetto: Bilancio di esercizio al 31 dicembre 2022. Relazioni del Consiglio di Amministrazione, del Collegio Sindacale e della Società di revisione.  
FAVOREVOLI

Badge	Ragione Sociale	Proprio	Delega	Totale
**D	PREVINDAI SVI EURIZON	0	45.138	45.138
**D	KIMURA YO	0	3.000	3.000
**D	KAIROS INTERNATIONAL SICAV - KEY	0	472.000	472.000
**D	CHEKALIN YURY	0	4.000	4.000
**D	SZINNA GABOR	0	5.400	5.400
**D	MAXIMCHUK ALEXEY	0	23.200	23.200
**D	AQR LUX FUNDS- AQR DIVERSIFIED-RISK PREMIA FUND/INTL TRADING	0	240.772	240.772
**D	DEKA INTERNATIONAL S.A. W/DEKA-NACHHALTIGKEIT AKTIEN CF(A)	0	600.000	600.000
**D	BANQUE PICTET AND CIE SA	0	50.572	50.572
**D	PICTET CH INSTITUTIONAL - EUROPEAN EX SWISS EQUITIES TRACKER EX SL	0	256.512	256.512
**D	PICTET CH INSTITUTIONAL - WORLD EX SWISS EQUITIES TRACKER	0	201.264	201.264
**D	DZEP II - FLEX 2	0	3.275.050	3.275.050
**D	PICTET CH INSTITUTIONAL-WORLD EX SWISS EQUITIES TRACKER US TE EX SL	0	86.164	86.164
**D	DEKA INVESTMENT GMBH W/A-HECKER-FONDS I	0	215.000	215.000
**D	PICTET - EUROPE INDEX	0	812.110	812.110
**D	INTERNATIONALE KAPITALANLAGEGESELLSCHAFT MBH W/INKA IMB	0	74.000	74.000
**D	PKG FONDS - AKTIEN GLOBAL	0	381.378	381.378
**D	DZEP II - FLEX 1	0	212.190	212.190
**D	DZEP II - FLEX 3	0	988.015	988.015
**D	PICTET GLOBAL SELECTION FUND - GLOBAL HIGH YIELD UTILITIES EQUITY FUND	0	76.949	76.949
**D	DEKA INVESTMENT GMBH W/DONAU-MULTI-ASSET-FUNDMASTER U01 AKTIEN	0	319.344	319.344
**D	PICTET-EUROLAND INDEX	0	460.294	460.294
**D	EKLSUV PORTFOLIO SICAV - CHANCE	0	73.750	73.750
**D	PICTET CH INSTITUTIONAL - EUROPEAN EX SWISS EQUITIES TRACKER	0	216.342	216.342
**D	EKLSUV PORTFOLIO SICAV-AKTIEN	0	130.245	130.245
**D	PICTET GLOBAL SELECTION FUND - GLOBAL UTILITIES EQUITY CURRENCY HEDGED FUND	0	601.897	601.897
**D	EKLSUV PORTFOLIO SICAV-ERTRAG	0	71.400	71.400
**D	PICTET - CLEAN ENERGY TRANSITION	0	11.937.089	11.937.089
**D	DNB FUND - RENEWABLE ENERGY	0	3.311.159	3.311.159
**D	EKLSUV PORTFOLIO SICAV-WACHSTUM	0	137.400	137.400
**D	PICTET GLOBAL SELECTION FUND - GLOBAL INCOME STOCK FUND	0	109.347	109.347
**D	PICTET GLOBAL SELECTION FUND - GLOBAL UTILITIES EQUITY FUND	0	27.572.013	27.572.013
**D	DEKA INVESTMENT GMBH W/DEKA-PRIVATVORSORGE AS	0	236.000	236.000
**D	IF 1ST - GLOBE INDEX	0	14.218	14.218
**D	DEKA INVESTMENT GMBH W/NEO-FONDS AKTIEN	0	264.749	264.749
**D	DEKA INVESTMENT GMBH W/A-ALPSPITZ 2-FONDS	0	207.622	207.622
**D	PICTET - GLOBAL MEGATREND SELECTION	0	2.537.931	2.537.931
**D	DEKA INVESTMENT GMBH W/DEKA-SO1-FONDS W/SO1-RANTLEON-ICR	0	11.740	11.740
**D	DEKA VERMOEGENSMANAGEMENT GMBH W/KEPPLER-GLOBAL VALUE-INVEST	0	50.350	50.350
**D	DEKA INVESTMENT GMBH W/A-FELD-AKTIEN-FONDS	0	68.050	68.050
**D	DEKA INVESTMENT GMBH W/DEKA-EUROPA AKTIEN STRATEGIE	0	130.000	130.000
**D	DEKA INTERNATIONAL S.A. W/DEKA-NACHHALTIGKEIT AKTIEN EUROPA	0	2.256.400	2.256.400
**D	DEKA VERMOEGENSMANAGEMENT GMBH, NIEDERLASSUNG LUXEMBURG W/IFM-INVEST AKTIEN EUROPA	0	310.000	310.000
**D	DEKA VERMOEGENSMANAGEMENT GMBH, NIEDERLASSUNG LUXEMBURG W/KSK IVV CHANGE	0	253.600	253.600
**D	DEKA VERMOEGENSMANAGEMENT GMBH, NIEDERLASSUNG LUXEMBURG W/SPK MUESTERLAND OST AKTIEN PLUS	0	794.500	794.500
**D	PICTET CH - GLOBAL EQUITIES	0	78.561	78.561
**D	WORLD TRADE ORGANIZATION PENSION PLAN	0	77.391	77.391
**D	DEKA VERMOEGENSMANAGEMENT GMBH W/ES-DIVIDENDENSTRATEGIE	0	375.689	375.689
**D	DEKA VERMOEGENSMANAGEMENT GMBH, NIEDERLASSUNG LUXEMBURG W/INVEST EVOLUTION	0	48.000	48.000

Azionisti:

3.534

Testi:

39

Azionisti in proprio:

27

Azionisti in delega:

3.507

Pagina 3

New Deal

LISTA ESITO DELLE VOTAZIONE

Oggetto: Bilancio di esercizio al 31 dicembre 2022. Relazioni del Consiglio di Amministrazione, del Collegio Sindacale e della Società di revisione. FAVOREVOLI

Badge	Ragione Sociale	Proprio	Delega	Totale
**D	SPARINVEST FOOT-GLOBAL EQUITY POOL	0	67.161	67.161
**D	DEKA INVESTMENT GMBH W/SVN II-FONDS	0	10.874	10.874
**D	DEKA INTERNATIONAL S.A. W/DEKA-EUROPAVALDE	0	28.000	28.000
**D	DEKA INVESTMENT GMBH W/DEKA-NACHHALTIGKEIT KOMMUNAL	0	168.714	168.714
**D	QUAERO CAPITAL FUNDS (LUX) - ACCESSIBLE CLEAN ENERGY	0	539.047	539.047
**D	PICTET - MULTI ASSET GLOBAL OPPORTUNITIES	0	92.549	92.549
**D	DEKA INVESTMENT GMBH W/DEKA-EURO-IST. EX FIN DI +UC.ETF	0	1.417.745	1.417.745
**D	PICTET CH INSTITUTIONAL - WORLD EX SWISS SUSTAINABLE EQUITIES TRACKER	0	130.727	130.727
**D	DEKA INVESTMENT GMBH W/DEKA-NACHHALTIGKEIT DIVIDENDENSTRATEGIE	0	1.500.000	1.500.000
**D	DWS INVESTMENT GMBH W/DEAM-FONDS BBR 1 A	0	150.400	150.400
**D	RAIFFEISEN INDEX FONDS -EURO STOXX 50	0	151.648	151.648
**D	INTERNATIONALE KAPITALANLAGEGESELLSCHAFT MBH W/INKA F100 W/S200	0	120.000	120.000
**D	DEKA INVESTMENT GMBH W/FULDA-FONDS	0	6.900	6.900
**D	DEKA INVESTMENT GMBH W/DEKA STOXX EUROPE 50 UCITS ETF	0	86.370	86.370
**D	DEKA VERMOEGENSMANAGEMENT GMBH, NIEDERLASSUNG LUXEMBURG W/IFM-INVEST VERMOEGENSMANAG.-AKTIEN	0	1.000.000	1.000.000
**D	SE XUE FUND	0	350.000	350.000
**D	DEKA INVESTMENT GMBH W/BEROLINA RENT DEKA W/U2	0	4.120	4.120
**D	PICTET CH INSTITUTIONAL - WORLD EX SWISS EQUITIES TRACKER US TE	0	39.568	39.568
**D	DEKA INVESTMENT GMBH W/DEKA-BR 35	0	125.537	125.537
**D	DEKA INVESTMENT GMBH W/DEKA-BAV-FONDS	0	171.932	171.932
**D	DEKA INVESTMENT GMBH W/DEKA-MEGATRENDS	0	920.000	920.000
**D	DEKA INVESTMENT GMBH W/BF MASTERFONDS 03	0	110.000	110.000
**D	DEKA INVESTMENT GMBH W/PALATIA FONDS W/U3 DEKA AKTIEN	0	157.300	157.300
**D	DEKA INVESTMENT GMBH W/RARGO NAVIS U2	0	18.000	18.000
**D	DEKA INVESTMENT GMBH W/HEIDELBERG NACHHALTIGKEIT GLOBALE AKTIEN OFFENSIV	0	9.453	9.453
**D	DEKA INVESTMENT GMBH W/A-AMISIA-FONDS	0	76.000	76.000
**D	DEKA INVESTMENT GMBH W/DEKA - BREMEN 1 W/CAMPUS	0	26.348	26.348
**D	DEKA INVESTMENT GMBH W/MAGUST-FONDS	0	30.500	30.500
**D	DEKA INVESTMENT GMBH W/ARIDEKA	0	4.500.000	4.500.000
**D	DEKA INVESTMENT GMBH W/DEKA MSCI WORLD UCITS ETF	0	257.408	257.408
**D	DEKA INVESTMENT GMBH W/DEKA-DIVIDENDENSTRATEGIE-EUROPA	0	640.000	640.000
**D	DEKA INVESTMENT GMBH W/MASTER 172 W/AKTIE	0	263.000	263.000
**D	DEKA INVESTMENT GMBH W/BIA-STRATEGIEFONDS NR. 5	0	131.556	131.556
**D	DEKA INVESTMENT GMBH W/NULL-FONDS W/U01 AKTIEN	0	49.500	49.500
**D	DEKA INVESTMENT GMBH W/S BROKER 1 FONDS	0	10.000	10.000
**D	DEKA INVESTMENT GMBH W/HD-PHILOSOPHENWEG	0	48.032	48.032
**D	DEKA INVESTMENT GMBH W/A-DOR-FONDS W/U23	0	170.850	170.850
**D	DEKA INVESTMENT GMBH W/DEKA-BASISSTRATEGIE FLEXIBEL	0	50.000	50.000
**D	DEKA INVESTMENT GMBH W/DEKA-NACHHALTIGKEIT DYNAMISCH	0	270.000	270.000
**D	DEKA INVESTMENT GMBH W/DEKA STARKENBURG U04 AKTIEN BANTLEON	0	141.218	141.218
**D	DEKA INVESTMENT GMBH W/KAL-FONDS	0	4.000	4.000
**D	DEKA INVESTMENT GMBH W/A-WOLFRACH-FONDS	0	6.000	6.000
**D	DEKA INVESTMENT GMBH W/A-KSK FULDA-FONDS	0	46.000	46.000
**D	DEKA INVESTMENT GMBH W/EKO-FONDS	0	20.000	20.000
**D	DEKA INVESTMENT GMBH W/MULDENTAL-FONDS	0	13.370	13.370
**D	DEKA INVESTMENT GMBH W/OBERES-SCHLOSS-U2	0	92.000	92.000
**D	DEKA INVESTMENT GMBH W/INTER-ESSEN-FONDS W/SEGMENT 2	0	42.867	42.867
**D	DEKA INVESTMENT GMBH W/DEKA-BR 75	0	51.171	51.171
**D	DEKA INVESTMENT GMBH W/A-DIM-WETZLAR-BALANCED-FONDS	0	25.200	25.200
**D	DEKA INVESTMENT GMBH W/A-NORDHAUSEN 2-FONDS W/U05	0	12.698	12.698

*Handwritten signature*



LISTA ESITO DELLE VOTAZIONE

Oggetto: Bilancio di esercizio al 31 dicembre 2022. Relazioni del Consiglio di Amministrazione, del Collegio Sindacale e della Società di revisione. FAVOREVOLI

Badge	Ragione Sociale	Proprio	Delega	Totale
**D	DEKA INVESTMENT GMBH W/DEKA MSCI EUROPE UCITS ETF	0	256.848	256.848
**D	DEKA INVESTMENT GMBH W/DFM ALPHA W/002 BANTLEON	0	43.673	43.673
**D	DEKA INVESTMENT GMBH W/KOMMUNAL-TUT-BALANCED-FONDS	0	24.050	24.050
**D	AVADIS FUND-AKTIE WELT AST 2	0	154.693	154.693
**D	DEKA INVESTMENT GMBH W/DEKA-BR 20	0	1.725	1.725
**D	DEKA INVESTMENT GMBH W/NV-FONDS	0	89.000	89.000
**D	DEKA INVESTMENT GMBH W/DEKA-BR 85	0	265.978	265.978
**D	DEKA INVESTMENT GMBH W/DEKA-DIVIDENDENSTRATEGIE	0	18.500.000	18.500.000
**D	DEKA INVESTMENT GMBH W/DEKA-BR 100	0	1.040.500	1.040.500
**D	DEKA INVESTMENT GMBH W/DEKA-BR 55	0	20.169	20.169
**D	DEKA INVESTMENT GMBH W/DEKA EURO STOXX 50 UCITS ETF	0	2.054.539	2.054.539
**D	DEKA INVESTMENT GMBH W/A-BAD HERSFELD-FONDS W/001	0	39.050	39.050
**D	DEKA INVESTMENT GMBH W/MAULBRONN-STROMBERG-FONDS	0	44.650	44.650
**D	DEKA INVESTMENT GMBH W/A-ASD-FONDS	0	31.000	31.000
**D	DEKA INVESTMENT GMBH W/DEKAFONDS-RA-HH W/DMS AKTIEN	0	84.582	84.582
**D	DEKA INVESTMENT GMBH W/DEKA-UNWELTINVEST	0	9.000.000	9.000.000
**D	DEKA INVESTMENT GMBH W/A-DIM-WETZLAR-FONDS	0	26.096	26.096
**D	DEKA INVESTMENT GMBH W/A-VSA-FONDS W/BALANCE	0	69.400	69.400
**D	AVADIS FUND-AKTIE WELT ESG AST 2	0	36.605	36.605
**D	DEKA INVESTMENT GMBH W/DEKA MSCI EUROPE LC UCITS ETF	0	16.859	16.859
**D	DEKA VERBODENMANAGEMENT GMBH W/PRIVATE BANKING STRUKTUR	0	50.000	50.000
**D	DEKA INVESTMENT GMBH W/A-LANDGRAF PHILIPP FONDS W/001 WERTPAPIERE	0	18.000	18.000
**D	INVESTIERINGSFORENINGEN NORDEA INVEST - BAEREDYGTIGE AKTIER KL	0	393.425	393.425
**D	F. M. KIRBY TRUST DATED 1/3/1975 F/B/O FR	0	11.349	11.349
**D	SANTANDER SICAV	0	2.541.449	2.541.449
**D	FIDELITY INVESTMENT FUNDS - FIDELITY INDEX EUROPE EX UK FUND	0	662.223	662.223
**D	FULCRUM DIVERSIFIED ABSOLUTE RETURN FUND	0	28.538	28.538
**D	BUREAU OF LABOR FUNDS-LABOR INSURANCE FUND	0	388.606	388.606
**D	MORGAN STANLEY INVESTMENT FUNDS	0	64.094	64.094
**D	STICHTING PENSIOENFONDS VOOR HUISARTSEN	0	900.264	900.264
**D	FLEXSHARES STOXX GLOBAL BROAD INFRASTRUCTURE INDEX FUND	0	6.509.258	6.509.258
**D	FOVERUKA PENSION UNIVERSAL	0	200.375	200.375
**D	BUREAU OF LABOR FUNDS-LABOR PENSION FUND	0	2.676.780	2.676.780
**D	SPA INKA	0	77.987	77.987
**D	T. ROWE PRICE INTERNATIONAL EQUITY INDEX TRUST	0	448.511	448.511
**D	VERMONT PENSION INVESTMENT COMMISSION	0	103.273	103.273
**D	COMMINGLED PENSION TRUST FUND (EAFE EQUITY INDEX) OF JP MORGAN CHASE BANK, N.A.	0	4.159.177	4.159.177
**D	NATIONAL PENSION INSURANCE FUND	0	87.539	87.539
**D	FIDELITY INVESTMENT FUNDS-FIDELITY GLOBAL ENHANCED INCOME FUND	0	1.031.341	1.031.341
**D	VANGUARD INTERNATIONAL SHARES SELECT EXCLUSIONS INDEX FUND	0	177.908	177.908
**D	FUERTO RICO TELEPHONE COMPANY MASTER TRUST	0	33.397	33.397
**D	EQ ADVISORS TRUST - EQ/AB DYNAMIC GROWTH PORTFOLIO	0	93.456	93.456
**D	MISSOURI EDUCATION PENSION TRUST	0	349.191	349.191
**D	TFL PENSION FUND	0	1.802.788	1.802.788
**D	T. ROWE PRICE GLOBAL ALLOCATION FUND, INC.	0	126.295	126.295
**D	NORDEA SUSTAINABLE SELECTION BALANCED FUND	0	32.760	32.760
**D	BUREAU OF LABOR FUNDS - LABOR RETIREMENT FUND	0	469.886	469.886
**D	UNIVERSITIES SUPERANNUATION SCHEME	0	3.484.080	3.484.080
**D	NEW YORK STATE COMMON RETIREMENT FUND	0	1.889.795	1.889.795
**D	SAMPENSON LIVSFORSIKRING A/S	0	747.826	747.826

*Handwritten signature or mark.*

LISTA ESITO DELLE VOTAZIONE

Oggetto: Bilancio di esercizio al 31 dicembre 2022. Relazioni del Consiglio di Amministrazione, del Collegio Sindacale e della Società di revisione. FAVOREVOLI

Badge	Regione Sociale	Proprio	Delega	Totale
**D	JEFFREY LLC	0	71.813	71.813
**D	INVESTERINGSFORENINGEN PFA INVEST	0	59.223	59.223
**D	NORDEA SUSTAINABLE SELECTION GROWTH FUND	0	35.485	35.485
**D	MAIN I - UNIVERSAL - FONDS	0	192.258	192.258
**D	NORDEA DISCRETIONARY GLOBAL EQUITY FUND	0	481.041	481.041
**D	MAIN VI-UNIVERSAL-FONDS	0	17.165	17.165
**D	LVUI EQUITY WORLD EX EUROPE	0	40.000	40.000
**D	HANDELSBANKEN HALLBAR ENERGI	0	18.318.525	18.318.525
**D	VG V FOOLFONDS PAI	0	193.857	193.857
**D	NORDEA GLOBAL EQUITY ALLOCATION FUND	0	761.292	761.292
**D	JPMORGAN GLOBAL RESEARCH ENHANCED INDEX EQUITY TRUST	0	18.740	18.740
**D	NORDEA INVESTMENT FUNDS S.A / NORDEA ASSET ALLOCATION FUND	0	326.809	326.809
**D	INVESTERINGSFORENINGEN NORDEA INVEST GLOBAL ENHANCED KL	0	451.906	451.906
**D	KATHERINE C MOORE CHARITABLE LEAD ANNUIT	0	1.856	1.856
**D	NORDEA GENERATIONSFOND 90-TAL	0	43.539	43.539
**D	JPMORGAN INVESTMENT FUNDS	0	2.165.457	2.165.457
**D	TM FULCRUM DIVERSIFIED CORE ABSOLUTE RETURN FUND	0	25.550	25.550
**D	VERDIPAPIRFONDET EQUINOR AKSJER EUROPA	0	284.000	284.000
**D	FORD PENSION UNIVERSAL	0	28.246	28.246
**D	DEKA VALUE PLUS	0	2.157.824	2.157.824
**D	TM FULCRUM DIVERSIFIED ABSOLUTE RETURN FUND	0	35.477	35.477
**D	VANTAGEFUND III MASTER COLLECTIVE INVESTMENT FUNDS TRUST	0	481.509	481.509
**D	FLEXSHARES STOKX GLOBAL ESG SELECT INDEX FUND	0	20.125	20.125
**D	T. ROWE PRICE FUNDS SICAV	0	364.189	364.189
**D	NORDEA 2 SICAV	0	2.144.819	2.144.819
**D	MAINSTAY VP FIDELITY INSTITUTIONAL AM UTILITIES PORTFOLIO	0	403.200	403.200
**D	THE MASTER TRUST BANK OF JAPAN, LTD. AS TRUSTEE FOR ORGANIZATION FOR WORKERS' RETIREMENT ALLOWANCE MUTUAL AID	0	356.645	356.645
**D	NORDEA 1 SICAV	0	2.262.064	2.262.064
**D	LYM LANDWIRTSCHAFTLICHER VERSICHERUNGSVEREIN MUENSTER A.G.	0	114.581	114.581
**D	THE NATIONAL FARMERS UNION MUTUAL INSURANCE SOCIETY LIMITED-UNIT LINKED PENSION	0	153.846	153.846
**D	AGFIO GLOBAL INFRASTRUCTURE ETF	0	409.184	409.184
**D	MINE SUPERANNUATION FUND	0	4.230	4.230
**D	TRINITY COLLEGE CAMBRIDGE	0	347.443	347.443
**D	TCORPIM DEVELOPED MARKETS EQUITIES (HEDGED) FUND	0	168.067	168.067
**D	QANTAS SUPERANNUATION LIMITED AS TRUSTEE FOR THE QANTAS SUPERANNUATION PLAN	0	319.926	319.926
**D	ROBECO CAPITAL GROWTH FUNDS	0	1.946	1.946
**D	JPMORGAN ACTIVEBUILDERS INTERNATIONAL EQUITY ETF	0	6.303.826	6.303.826
**D	STATE OF CALIFORNIA SAVINGS PLUS PROGRAM MASTER TRUST	0	5.031	5.031
**D	HANDELSBANKEN GLOBAL INDEX CRITERIA	0	29.577	29.577
**D	LVUI EQUITY EUROPE	0	937.110	937.110
**D	HESTA	0	270.000	270.000
**D	SUEBIA-FONDS	0	616.611	616.611
**D	MAINSTAY MFC INTERNATIONAL RESEARCH EQUITY FUND	0	248.918	248.918
**D	VANGUARD EDUCIARY TRUST COMPANY INSTITUTIONAL TOTAL INTERNATIONAL STOCK MARKET INDEX TRUST II	0	72.522	72.522
**D	SCHRODER GLOBAL DIVERSIFIED INCOME FUND	0	46.850.158	46.850.158
**D	FULCRUM UCITS SICAV	0	14.689	14.689
**D	TCORPIM DEVELOPED MARKETS EQUITIES (SOVEREIGN INVESTOR - HEDGED) FUND	0	95.856	95.856
**D	JPMORGAN INTERNATIONAL HEDGED EQUITY FUND	0	1.128.250	1.128.250
**D	MAINSTAY CERE GLOBAL INFRASTRUCTURE FUND	0	66.772	66.772
**D		0	8.572.739	8.572.739

85

Ugo Nicolardi

## LISTA ESITO DELLE VOTAZIONE

Oggetto: Bilancio di esercizio al 31 dicembre 2022. Relazioni del Consiglio di Amministrazione, del Collegio Sindacale e della Società di revisione.  
FAVOREVOLI

Badge	Ragione Sociale	Proprio	Delega	Totale
**D	THE SAUDI SECOND INVESTMENT COMPANY	0	225.585	225.585
**D	BOMBARDIER TRANSPORTATION RETIREMENT PLAN TRUST	0	69.300	69.300
**D	JPMORGAN BETABUILDERS INTERNATIONAL EQUITY ETF	0	1.684.334	1.684.334
**D	JPMORGAN BETABUILDERS EUROPE ETF	0	6.927.478	6.927.478
**D	FORSTA AP - FONDEN	0	2.341.639	2.341.639
**D	JNL INTERNATIONAL INDEX FUND	0	1.065.234	1.065.234
**D	VALENCIA INKA	0	191.529	191.529
**D	PENSIONSKASSE SBB	0	425.164	425.164
**D	MORNINGSTAR GLOBAL LISTED INFRASTRUCTURE (HEDGED) FUND	0	106.511	106.511
**D	SCHRODER GLOBAL ACTIVE ALLOCATION FUND	0	21.344	21.344
**D	VOLTAIRE HOLDINGS LLC	0	123.045	123.045
**D	INVESTERINGSFORENINGEN NORDEA INVEST AKTIER KL	0	25.477	25.477
**D	PF2	0	146.518	146.518
**D	SHELL PENSIONS TRUST LIMITED AS TRUSTEE OF SHELL CONTRIBUTORY PENSION FUND	0	133.350	133.350
**D	AUSTRALIANSUPER	0	256.664	256.664
**D	DELTA MASTER TRUST	0	47.382	47.382
**D	T. ROWE PRICE CONCENTRATED GLOBAL EQUITY FUND	0	6.903	6.903
**D	VANGUARD INTERNATIONAL SHARES INDEX FUND	0	3.180.074	3.180.074
**D	PTVZ	0	464.493	464.493
**D	PT-VISION	0	914.944	914.944
**D	JPMCBNA	0	6.299	6.299
**D	CONSTRUCTION AND BUILDING UNIONS SUPERANNUATION FUND	0	9.279.891	9.279.891
**D	F. M. KIRBY FOUNDATION INC	0	37.595	37.595
**D	FIDELITY INVESTMENT FUNDS - FIDELITY EUROPEAN FUND	0	19.126.129	19.126.129
**D	TF-EQUITY	0	1.481.356	1.481.356
**D	DT EQUITY	0	1.009.024	1.009.024
**D	FIDELITY EUROPEAN TRUST PLC	0	7.333.236	7.333.236
**D	T. ROWE PRICE FUNDS OEIC - GLOBAL SELECT EQUITY FUND	0	7.851	7.851
**D	MACQUARIE INTERNATIONAL EQUITIES FUND	0	169.986	169.986
**D	NORDEA SUSTAINABLE SELECTION RETURN FUND	0	4.248	4.248
**D	NORDEA EUROPEAN PASSIVE FUND	0	133.792	133.792
**D	MACQUARIE MULTI-FACTOR FUND	0	117.352	117.352
**D	NORDEA STRATEGA 90 FUND	0	6.916	6.916
**D	INVESTERINGSFORENINGEN SYDINVEST	0	98.953	98.953
**D	STRATEGIC INTERNATIONAL EQUITY FUND	0	119.047	119.047
**D	INVESTERINGSFORENINGEN BANKINVEST , GLOBALE AKTIERINDEKS KL	0	126.940	126.940
**D	JPMORGAN FUND III ICVC-JPM DIVERSIFIED GROWTH FUND	0	11.789	11.789
**D	EQUITABLE FINANCIAL LIFE INSURANCE COMPANY	0	60.305	60.305
**D	SUEWAG G55	0	21.213	21.213
**D	FFA PENSION FORSIKRINGSAKTIESELSKAB	0	1.743.520	1.743.520
**D	VERDIFAFIFONDET NORDEA GLOBAL	0	167.252	167.252
**D	LEW F55	0	32.249	32.249
**D	KYBURG INSTITUTIONAL FUND - AKTIEN WELT	0	1.529.416	1.529.416
**D	INVESTERINGSFORENINGEN NORDEA INVEST EMGROS INTERNATIONALE AKTIER	0	290.758	290.758
**D	EQUINOR PENSJON	0	300.000	300.000
**D	STICHTING JURIDISCH EIGENAAR ASR DUURZAAM WERELDWIJD AANDELEN FONDS	0	142.241	142.241
**D	INVESTERINGSFORENINGEN NORDEA INVEST GLOBALE UDBYTTAKTIER KL	0	269.185	269.185
**D	FULCRUM FUNDS SFC - FULCRUM ENERGY-INFRASTRUCTURE-RENEWABLES FUND SP	0	9.248	9.248
**D	HANDELSBANKEN EUROPA INDEX CRITERIA	0	1.862.027	1.862.027
**D	NATIONAL FARMERS UNION MUTUAL INSURANCE SOCIETY LIMITED RETIREMENT BENEFITS SCHEME	0	29.094	29.094

Azionisti:

3.534

Teste:

39

Azionisti in proprio:

27

Azionisti in delega:

3.507

Pagina 7





## LISTA ESITO DELLE VOTAZIONE

Oggetto: Bilancio di esercizio al 31 dicembre 2022. Relazioni del Consiglio di Amministrazione, del Collegio Sindacale e della Società di revisione.  
FAVOREVOLI

Badge	Regione Sociale	Proprio	Delega	Totale
**D	T. ROWE PRICE INTERNATIONAL EQUITY INDEX FUND	0	423.548	423.548
**D	WHOLESALE SRI INTERNATIONAL CORE EQUITIES	0	8.126	8.126
**D	JPMORGAN FUND ICVC - JPM MULTI-ASSET INCOME FUND	0	31.567	31.567
**D	NORDEA GENERATIONSFOND SENIOR	0	69.169	69.169
**D	ENVIA 178	0	33.807	33.807
**D	MAINSTAY CBRE GLOBAL INFRASTRUCTURE MEGATRENDS FUND	0	12.884.084	12.884.084
**D	JPMORGAN INCOME BUILDER FUND	0	989.031	989.031
**D	NORDEA GENERATIONSFOND 50-TAL	0	636.695	636.695
**D	BUMA-UNIVERSAL-FONDS I	0	49.113	49.113
**D	VERDIPAPIRFONDET NORDEA PLAN VEKSTORIENTERT	0	16.744	16.744
**D	NORDEA GENERATIONSFOND 80-TAL	0	320.531	320.531
**D	UI-FONDS BAV RBI AKTIEN	0	866.061	866.061
**D	FLEXSHARES MORNINGSTAR DEVELOPED MARKETS EX-US FACTOR TILT INDEX FUND	0	169.125	169.125
**D	RAGS-FUNDMASTER	0	70.365	70.365
**D	VERDIPAPIRFONDET NORDEA PLAN BALANSERT	0	25.827	25.827
**D	VANGUARD TOTAL INTERNATIONAL STOCK INDEX FUND	0	102.833.884	102.833.884
**D	NORDEA GLOBAL PASSIVE FUND	0	294.847	294.847
**D	INVESTERINGSFORENINGEN NORDEA INVEST GLOBALE AKTIER INDEKS KL	0	74.330	74.330
**D	INVESTERINGSFORENINGEN NORDEA INVEST AKTIER II KL	0	17.843	17.843
**D	VERDIPAPIRFONDET NORDEA PLAN KONSERVATIV NO	0	8.502	8.502
**D	COMMINGLED PENSION TRUST FUND (INTERNATIONAL RESEARCH ENHANCED EQUITY II) OF JPMORGAN CHASE BANK, N.A.	0	726.986	726.986
**D	EPF	0	115.437	115.437
**D	EMBO-FONDS	0	209.028	209.028
**D	NORDEA WORLD FUND	0	1.273.676	1.273.676
**D	NORDEA GLOBAL DIVIDEND FUND	0	3.902.254	3.902.254
**D	FIDELITY INVESTMENT FUNDS - FIDELITY INDEX WORLD FUND	0	907.233	907.233
**D	VERDIPAPIRFONDET NORDEA PLAN OFFENSIV	0	52.994	52.994
**D	FLEXSHARES INTERNATIONAL QUALITY DIVIDEND DYNAMIC INDEX FUND	0	53.259	53.259
**D	UI-E	0	60.726	60.726
**D	STICHTING SHELL PENSIOENFONDS	0	401.377	401.377
**D	FLEXSHARES INTERNATIONAL QUALITY DIVIDEND DEFENSIVE INDEX FUND	0	26.205	26.205
**D	NORDEA AKTIEALOKERING	0	302.503	302.503
**D	VELLIV, PENSION & LIVSFORSIKRING A/S	0	17.120	17.120
**D	NORDEA GENERATIONSFOND 60-TAL	0	1.524.424	1.524.424
**D	EQ ADVISORS TRUST - ATM INTERNATIONAL MANAGED VOLATILITY PORTFOLIO	0	189.597	189.597
**D	THE MASTER TRUST BANK OF JAPAN, LTD. AS TRUSTEE FOR DAIDO LIFE FOREIGN EQUITY MOTHER FUND	0	4.103	4.103
**D	GLOBAL ASSET ALLOCATIONS MOTHER FUND	0	3.289	3.289
**D	VERDIPAPIRFONDET NORDEA INVEST PORTFOLJE AKTIER	0	877.841	877.841
**D	VERDIPAPIRFONDET NORDEA AKSJER VERDEN	0	22.808	22.808
**D	JPMORGAN FUNDS	0	138.387	138.387
**D	DAIWA PAN EUROPEAN HIGH DIVIDEND YIELD STOCK MOTHER FUND	0	19.990	19.990
**D	NORDEA GENERATIONSFOND 70-TAL	0	597.933	597.933
**D	STATE OF WYOMING	0	494.856	494.856
**D	KAPITALFORENINGEN SAMPENSIION INVEST, GLOBALT AKTIEINDEKS	0	815.590	815.590
**D	STATE OF NEW MEXICO STATE INVESTMENT COUNCIL	0	422.895	422.895
**D	GLOBAL MULTI ASSET PLUS MOTHER FUND	0	1.618	1.618
**D	SCHRODER QEP GLOBAL ACTIVE VALUE FUND	0	129.532	129.532
**D	EQ ADVISORS TRUST - EQ/AB DYNAMIC MODERATE GROWTH PORTFOLIO	0	206.446	206.446
**D	DL INTERNATIONAL RESEARCH OPEN MOTHER FUND	0	482.958	482.958
**D	SHINKO GLOBAL EQUITY INDEX MOTHER FUND	0	1.798	1.798

Azionisti: 3.534 Teste: 39  
Azionisti in proprio: 27 Azionisti in delega: 3.507

Pagina 8

87

LISTA ESITO DELLE VOTAZIONE

Oggetto: Bilancio di esercizio al 31 dicembre 2022. Relazioni del Consiglio di Amministrazione, del Collegio Sindacale e della Società di revisione. FAVOREVOLI

Badge	Ragione Sociale	Proprio	Delega	Totale
**D	JPMORGAN GLOBAL ALLOCATION FUND	0	52.568	52.568
**D	NATIONWIDE INTERNATIONAL INDEX FUND	0	560.961	560.961
**D	NEW YORK LIFE INSURANCE & ANNUITY CORPORATION	0	22.567	22.567
**D	GERANA SICAV-SIF, S.A.	0	137.209	137.209
**D	F M KIRBY TRUST DATED 1/3/75 FBO JEFFERS	0	11.833	11.833
**D	MANAGEMENT BOARD PUBLIC SERVICE PENSION FUND	0	17.082	17.082
**D	TM FULCRUM INCOME FUND	0	6.803	6.803
**D	DALLAS POLICE AND FIRE PENSION SYSTEM	0	136.670	136.670
**D	EQ ADVISORS TRUST - EQ/AB DYNAMIC AGGRESSIVE GROWTH PORTFOLIO	0	49.009	49.009
**D	T. ROWE PRICE INTEGRATED GLOBAL EQUITY FUND	0	13.200	13.200
**D	NATIONWIDE BAILLARD INTERNATIONAL EQUITIES FUND	0	200.000	200.000
**D	F.M. KIRBY TRUST DATED 1/3/75 F/B/O S. D	0	29.179	29.179
**D	CHINA LIFE INSURANCE COMPANY LIMITED	0	160.900	160.900
**D	BBP INKA	0	54.418	54.418
**D	T. ROWE PRICE FUNDS OEIC - CONTINENTAL EUROPEAN EQUITY FUND	0	14.484	14.484
**D	LIVSFORSKRINGSSELSKAPET NORDEA LIV NORGE AS	0	16.315	16.315
**D	UI-PAVO-100	0	362.800	362.800
**D	NORDEA SUSTAINABLE SELECTION MODERATE FUND	0	17.361	17.361
**D	NORDEA INSTITUTIONAL INVESTMENT FUND, SICAV- FIS	0	84.387	84.387
**D	NORDEA GLOBAL ENHANCED FUND	0	991.725	991.725
**D	INVESTERINGSFORENINGEN NORDEA INVEST EUROPE ENHANCED KL	0	139.799	139.799
**D	JPMORGAN GLOBAL CORE REAL ASSETS LIMITED	0	22.608	22.608
**D	JPMORGAN FUND ICVC - JPM EUROPE (EX-JK) RESEARCH ENHANCED INDEX EQUITY FUND	0	88.535	88.535
**D	EQ ADVISORS TRUST - EQ/WELLINGTON ENERGY PORTFOLIO	0	102.498	102.498
**D	VANGUARD FIDUCIARY TRUST COMPANY INSTITUTIONAL TOTAL INTERNATIONAL STOCK MARKET INDEX TRUST	0	6.277.123	6.277.123
**D	MAINSTAY VP CBRE GLOBAL INFRASTRUCTURE PORTFOLIO	0	126.001	126.001
**D	PGIM STRATEGIC INVESTMENTS, INC.	0	9.521	9.521
**D	SAS TRUSTEE CORPORATION POOLED FUND	0	816.792	816.792
**D	TM FULCRUM DIVERSIFIED LIQUID ALTERNATIVES FUND	0	7.502	7.502
**D	BT EUROPEAN SHARE FUND	0	199.042	199.042
**D	NORDEA SUSTAINABLE EQUITIES GLOBAL FUND	0	345.701	345.701
**D	JPMORGAN INTERNATIONAL RESEARCH ENHANCED EQUITY FUND	0	2.620.153	2.620.153
**D	JPMORGAN SUSTAINABLE INFRASTRUCTURE FUND	0	18.993	18.993
**D	ROBIN 1-FONDS	0	266.581	266.581
**D	SCHRODER INTERNATIONAL SELECTION FUND	0	1.288.665	1.288.665
**D	MACQUARIE INTERNATIONAL INFRASTRUCTURE SECURITIES FUND (UNHEDGED)	0	726.108	726.108
**D	TRPH CORPORATION	0	4.598	4.598
**D	AQR FUNDS - AQR INTERNATIONAL DEFENSIVE STYLE FUND	0	30.046	30.046
**D	INTECH GLOBAL ALL COUNTRY ENHANCED INDEX FUND LLC	0	7.491	7.491
**D	JPMORGAN SUSTAINABLE INFRASTRUCTURE ETF	0	28.681	28.681
**D	KAPITALFORENINGEN PENSAM INVEST, PSI 3 GLOBALE AKTIER 3	0	461.618	461.618
**D	JPMORGAN FUND ICVC - JPM GLOBAL RESEARCH ENHANCED INDEX EQUITY FUND	0	115.669	115.669
**D	T. ROWE PRICE AUSTRALIA LIMITED	0	19.073	19.073
**D	F.M. KIRBY TRUST DATED 1/3/75 F/B/O ALIC	0	18.618	18.618
**D	T. ROWE PRICE INTERNATIONAL VALUE EQUITY FUND	0	18.278.130	18.278.130
**D	NORDEA STRATEGA 15	0	53.942	53.942
**D	NORDEA STRATEGA 70	0	336.743	336.743
**D	CALVERT INTERNATIONAL RESPONSIBLE INDEX ETF	0	18.465	18.465
**D	OB 2	0	250.879	250.879
**D	NORDEA STRATEGA 50	0	242.392	242.392

*John Scatindelli*

## LISTA ESITO DELLE VOTAZIONE

Oggetto: Bilancio di esercizio al 31 dicembre 2022. Relazioni del Consiglio di Amministrazione, del Collegio Sindacale e della Società di revisione. FAVOREVOLI

Badge	Ragione Sociale	Proprio	Delega	Totale
**D	SHELL TRUST (BERMUDA) LTD AS TRUSTEE OF THE SHELL OVERSEAS CONTRIBUTORY PENSION FUND	0	48.062	48.062
**D	ROBART FAMILY INVESTMENTS LLC	0	62.172	62.172
**D	T. ROWE PRICE EUROPEAN STOCK FUND	0	2.748.563	2.748.563
**D	NVIT INTERNATIONAL INDEX FUND	0	744.440	744.440
**D	NORDEA INTERNATIONAL INDEX FUND	0	308.130	308.130
**D	NORDEA STRATEGIA 30	0	154.164	154.164
**D	NORDEA WORLD PASSIVE FUND	0	1.105.481	1.105.481
**D	CUSTODY BANK OF JAPAN, LTD. AS TRUSTEE FOR MIZUHO TRUST & BANKING CO., LTD. AS TRUSTEE FOR INTERNATIONAL EQUITY PASSIVE	0	0	0
1.1105.481				
**D	INVESTERINGSFORENINGEN NORDEA INVEST BASIS 2 KL	0	32.250	32.250
**D	T. ROWE PRICE RETIREMENT HYBRID TRUST	0	1.437.192	1.437.192
**D	EQ ADVISORS TRUST - EQ/INTERNATIONAL EQUITY INDEX PORTFOLIO	0	1.445.200	1.445.200
**D	INVESTERINGSFORENINGEN NORDEA INVEST BASIS 3 KL	0	124.458	124.458
**D	VERDIPAPIRFONDET NORDEA PLAN MODERAT	0	20.313	20.313
**D	PROVEDA GLOBAL EQUITY LIMITED PARTNERSHI	0	3.936	3.936
**D	T. ROWE PRICE INTERNATIONAL VALUE EQUITY TRUST	0	17.835.457	17.835.457
**D	FIDELITY INVESTMENT FUNDS - FIDELITY GLOBAL DIVIDEND FUND	0	9.205.000	9.205.000
**D	INVESTERINGSFORENINGEN NORDEA INVEST BASIS 4 KL	0	38.102	38.102
**D	SCHRODER GLOBAL MULTI-CAP VALUE PORTFOLIO, L.P.	0	28.535	28.535
**D	SCHRODER DIVERSIFIED GROWTH FUND	0	54.223	54.223
**D	FOREIGN STOCK INDEX MOTHER FUND	0	357.891	357.891
**D	GLOBAL ASSET ALLOCATION TV3 (RISK CONSTRAINED TYPE) MOTHER FUND	0	8.140	8.140
**D	THE BOEING COMPANY EMPLOYEE RETIREMENT PLANS MASTER TRUST	0	315.468	315.468
**D	GAMLA LIVFORSÄKRINGSÅKTIEBOLAGET SEB TRYGG LIV	0	69.432	69.432
**D	WORLD MULTI ASSET MOTHER FUND	0	6.142	6.142
**D	THE PUBLIC INSTITUTION FOR SOCIAL SECURITY	0	1.094.926	1.094.926
**D	T. ROWE PRICE FOREIGN INVESTMENT, INC.	0	3.060	3.060
**D	NORDEA AVTALSSPENSIFOND MIDI	0	80.553	80.553
**D	AMF AKTIEFOND EUROPA	0	2.850.456	2.850.456
**D	ACTIAM SUSTAINABLE INDEX FUND EQUITY EUROPE	0	239.108	239.108
**D	ACTIAM DUURZAAM INDEX AANDELENFONDS EUROPA	0	789.644	789.644
**D	ANIMA PICPAC VALORE GLOBALE 2028	0	11.400	11.400
**D	MEAG MK-FONDS 100	0	13.340	13.340
**D	FCP AVENTIR CROISSANCE PA	0	14.970	14.970
**D	ZWITSERLEVEN INSTITUTIONELE BELEGINGSFONDSEN - ZWITSERLEVEN DUURZAAM INDEX AANDELENFONDS EUROPA	0	151.595	151.595
**D	ERAPP ACTIONS PAB EURO I	0	108.414	108.414
**D	AZINUT CAPITAL MANAGEMENT SGR S.P.A.	0	711.000	711.000
**D	ANIMA VALORE GLOBALE	0	582.501	582.501
**D	FCP IRCOM RETRAITE DIVERSIFIE 2	0	59.600	59.600
**D	BANCOPOSTA MIX 1	0	48.830	48.830
**D	DEAM FONDS RTZM	0	48.000	48.000
**D	KAYNE ANDERSON RENEWABLE INFRASTRUCTURE FUND	0	443.747	443.747
**D	ZWITSERLEVEN BELEGINGSFONDSEN - ZWITSERLEVEN EUROPEES AANDELENFONDS	0	2.325.610	2.325.610
**D	SYCOMORE SELECTION RESPONSABLE	0	879.410	879.410
**D	FCP KLESIA K ACTIONS EURO	0	22.406	22.406
**D	ACTIAM BF ASIFEW	0	31.629	31.629
**D	FCP KLESIA K RETRAITE EURO	0	2.150	2.150
**D	LE SECULAIRE	0	209.242	209.242
**D	LA FRANCAISE GREEN TECH EUROPE	0	402.243	402.243
**D	SAEV MASTERFONDS INKA	0	0	0
**D	LORENTZ POCKET CROISSANC	0	31.824	31.824

Azionisti: 3.534 Tesie: 39  
Azionisti in proprio: 27 Azionisti in delega: 3.507

Pagina 10



LISTA ESITO DELLE VOTAZIONE

Oggetto: Bilancio di esercizio al 31 dicembre 2022. Relazioni del Consiglio di Amministrazione, del Collegio Sindacale e della Società di revisione. FAVOREVOLI

Ragione Sociale	Proprio	Delega	Totale
**D UNIVERSAL-INVESTMENT-GESELLSCHAFT MBH ON BEHALF OF MS-B HAUPFONDS	0	224.782	224.782
**D UNIVERSAL-INVESTMENT-GESELLSCHAFT MBH ON BEHALF OF UNIVERSAL-OC	0	45.522	45.522
**D MEAG EUROERTRAG	0	370.879	370.879
**D STICHTING AHOLD DELHAIZE PENSTOEN	0	188.417	188.417
**D SYCOMORE INCLUSIVE JOBS	0	217.940	217.940
**D UNIVERSAL-INVESTMENT-GESELLSCHAFT MBH ON BEHALF OF HMT GLOBAL AKTIEN INFRASTRUKTUR	0	90.000	90.000
**D BANCOPOSTA AZIONARIO INTERNAZIONALE	0	500.515	500.515
**D ACTIAM DUURZAAM EUROPEES ANDELENFONDS	0	15.616	15.616
**D UNIVERSAL-INVESTMENT-GESELLSCHAFT MBH ON BEHALF OF HMT EURO AKTIEN PROTECT 90	0	134.050	134.050
**D DNCA INVEST VALUE EUROPE	0	2.476.911	2.476.911
**D ANIMA VISCONTEO	0	2.798.324	2.798.324
**D PRAXIS INTERNATIONAL INDEX FUND	0	63.194	63.194
**D JANUS HENDERSON GLOBAL EQUITY INCOME FUND	0	1.495.672	1.495.672
**D MEAG PREMIUM	0	2.901.460	2.901.460
**D UNIVERSAL-INVESTMENT-GESELLSCHAFT MBH ON BEHALF OF EPOTIF MASTERFONDS	0	344.049	344.049
**D AZ FUND 1 AZ ALLOCATION DYNAMIC FOF	0	26.150	26.150
**D ANIMA SFORZESCO	0	1.260.776	1.260.776
**D HI PNWL DIVIDENDE PLUS FONDS	0	612.041	612.041
**D FONDS OBJECTIF CLIMAT ACTIONS 2	0	614.514	614.514
**D FDC ACTIONS EUROPE	0	43.342	43.342
**D UNIVERSAL-INVESTMENT-GESELLSCHAFT MBH ON BEHALF OF ARSD-UNIVERSAL-FONDS	0	157.541	157.541
**D UNIVERSAL-INVESTMENT-GESELLSCHAFT MBH ON BEHALF OF COMERZBANK FLEXIBLE ALLOCATION EUROLAND	0	498.122	498.122
**D ACTIAM DUURZAAM INDEX ANDELENFONDS WERELD	0	186.857	186.857
**D UNIVERSAL-INVESTMENT-GESELLSCHAFT MBH ON BEHALF OF BAYERISCHER PENSIONSFONDS	0	280.408	280.408
**D AZ FUND 1 AZ EQUITY EUROPE	0	520.000	520.000
**D FCP GARANCE EUROPE 2	0	457.326	457.326
**D FCP CNP ACTIONS EUR.FID.	0	1.844.957	1.844.957
**D LBPAM IRC ACTIONS ISR	0	970.565	970.565
**D MANDARINE EQUITY INCOME	0	65.915	65.915
**D FCP ALBA VALEUR	0	290.000	290.000
**D ERAFF ACTIONS EURO VIII	0	345.066	345.066
**D SYCOMORE PARTNERS	0	185.000	185.000
**D ANIMA FIGPAC ESALOGO BILANCIATO 2025 III	0	15.830	15.830
**D ANIMA INIZIATIVA ITALIA	0	2.693.900	2.693.900
**D BANCOPOSTA AZIONARIO EURO	0	1.763.615	1.763.615
**D DEKA-MASTER-HAEK 1	0	217.118	217.118
**D UNIVERSAL-INVESTMENT-GESELLSCHAFT MBH ON BEHALF OF HMT EURO AKTIEN VOLCONTROL	0	113.244	113.244
**D CAIXABANK GLOBAL ALBUS FUND	0	181.000	181.000
**D UNIVERSAL-INVESTMENT-GESELLSCHAFT MBH ON BEHALF OF BHI 12 UNIVERSALFONDS	0	5.045	5.045
**D PHILADELPHIA GAS WORKS PENSION PLAN	0	8.354	8.354
**D SYCOMORE I/S OPPORTUNITIES	0	239.500	239.500
**D BANCOPOSTA EQUITY ALL COUNTRY	0	30.405	30.405
**D LA FRANCAISE ACTIONS EURO CAPITAL HUMAN	0	276.740	276.740
**D UNIVERSAL-INVESTMENT-GESELLSCHAFT MBH ON BEHALF OF WMB-UNIVERSAL-FONDS	0	11.401	11.401
**D HENDERSON HORIZON EUROLAND FUND	0	2.218.175	2.218.175
**D UNIVERSAL-INVESTMENT-GESELLSCHAFT MBH ON BEHALF OF FEHO-UNIVERSAL-FONDS	0	120.000	120.000
**D JANUS HENDERSON INSTITUTIONAL EUROPEAN INDEX OPPORTUNITIES FUND	0	40.878	40.878
**D ANIMA EUROPA	0	409.495	409.495
**D AZ FUND 1 AZ ALTERNATIVE LONG SHORT EUROPE	0	82.000	82.000
**D AMERICAN HEART ASSOCIATION, INC.	0	28.976	28.976

90

*Handwritten signature or mark at the bottom right of the page.*

## LISTA ESITO DELLE VOTAZIONE

Oggetto: Bilancio di esercizio al 31 dicembre 2022. Relazioni del Consiglio di Amministrazione, del Collegio Sindacale e della Società di revisione.  
FAVOREVOLI

Badge	Delega	Proprio	Totale
**D	40.500	0	40.500
**D	42.673	0	42.673
**D	28.618	0	28.618
**D	118.661	0	118.661
**D	50.000	0	50.000
**D	130.000	0	130.000
**D	211.662	0	211.662
**D	57.744	0	57.744
**D	100.000	0	100.000
**D	70.942	0	70.942
**D	445.599	0	445.599
**D	808.780	0	808.780
**D	5.615.034	0	5.615.034
**D	10.080	0	10.080
**D	148.980	0	148.980
**D	202.015	0	202.015
**D	26.000	0	26.000
**D	350.023	0	350.023
**D	1.475.062	0	1.475.062
**D	1.661.264	0	1.661.264
**D	19.079	0	19.079
**D	75.000	0	75.000
**D	2.597	0	2.597
**D	1.684	0	1.684
**D	214.000	0	214.000
**D	365.262	0	365.262
**D	379.721	0	379.721
**D	10.862	0	10.862
**D	53.955	0	53.955
**D	21.384	0	21.384
**D	37.016	0	37.016
**D	546.289	0	546.289
**D	7.726	0	7.726
**D	16.614	0	16.614
**D	26.832	0	26.832
**D	50.000	0	50.000
**D	15.714	0	15.714
**D	33.845	0	33.845
**D	3.138.097	0	3.138.097
**D	2.442	0	2.442
**D	4.404.041	0	4.404.041
**D	22.565	0	22.565
**D	3.444	0	3.444
**D	277.820	0	277.820
**D	15.246	0	15.246
**D	1.349.911	0	1.349.911
**D	1.904.499	0	1.904.499
**D	19.585	0	19.585
**D	459.267	0	459.267
**D	295.232	0	295.232

Pagina 12

Azionisti: 3.534 Tesi: 39

Azionisti in proprio: 27 Azionisti in delega: 3.507

## LISTA ESITO DELLE VOTAZIONE

Oggetto: Bilancio di esercizio al 31 dicembre 2022. Relazioni del Consiglio di Amministrazione, del Collegio Sindacale e della Società di revisione. FAVOREVOLI

Badge	Ragione Sociale	Proprio	Delega	Totale
**D	ANIMA CRESCITA ITALIA	0	1.759.828	1.759.828
**D	ANIMA AZIONARIO INTERNAZIONALE	0	77.242	77.242
**D	ANIMA OBIETTIVO ITALIA	0	183.326	183.326
**D	ANIMA ESALOGO PRUDENTE	0	54.005	54.005
**D	INVESTITORI PIAZZA AFFARI	0	300.000	300.000
**D	ANIMA PICPAC ESALOGO BILANCIATO 2026	0	47.320	47.320
**D	INVESTITORI FLEXIBLE EQUITY ESG	0	21.430	21.430
**D	ANIMA AZIONARIO PAESI SVILUPPATI LTE	0	59.676	59.676
**D	BANCOPOSTA MIX 3	0	281.690	281.690
**D	ANIMA PICPAC ESALOGO BIL 2023	0	3.700	3.700
**D	UNIVERSAL-INVESTMENT-GESELLSCHAFT MBH ON BEHALF OF HMT WERTSICHERUNG 94 ESG	0	17.190	17.190
**D	ANIMA SELEZIONE GLOBALE	0	239.930	239.930
**D	SGD RS 2015 2	0	300.795	300.795
**D	HI-172915-FONDS	0	39.325	39.325
**D	BPI GLOBAL INVESTMENT FUND- MAVERICK GLOBAL FUND	0	16.548	16.548
**D	MERCER UNHEDGED OVERSEAS SHARES TRUST	0	165.838	165.838
**D	ABERDEEN STANDARD CAPITAL INTERNATIONAL LIMITED	0	696.917	696.917
**D	AUCP-UI-FONDS	0	27.278	27.278
**D	UNISUPER	0	1.172.244	1.172.244
**D	SPM 2006-UNIVERSAL-FONDS	0	21.740	21.740
**D	UNIVERSAL-INVESTMENT-GESELLSCHAFT MBH ON BEHALF OF PSVAG AKTIENFONDS	0	293.000	293.000
**D	AZ FUND 1 AZ ALLOCATION GLOBAL	0	24.440	24.440
**D	DNCA INVEST BEYOND CLIMATE	0	790.000	790.000
**D	AZ FUND 1 AZ ALLOCATION INTERNATIONAL	0	150.000	150.000
**D	ENHANCED INDEX INTERNATIONAL SHARE FUND	0	710.351	710.351
**D	ABERDEEN STANDARD CAPITAL OFFSHORE STRATEGY FUND LTD	0	531.797	531.797
**D	INFO-COMMUNICATIONS MEDIA DEVELOPMENT AUTHORITY	0	22.511	22.511
**D	LA FRANCAISE SYSTEMATIC GLOBAL LISTED INFRASTRUCTURE	0	69.896	69.896
**D	UEAM - EUROPE MARKET NEUTRAL	0	28.132	28.132
**D	FONDAGO OBIETTIVO WELFARE UCITS SICAV - EQUITY- EURO EQUITY	0	61.442	61.442
**D	LA FRANCAISE LUX - INFLECTION POINT CARBON IMPACT EURO	0	145.457	145.457
**D	RHFS GROWTH AND INCOME FUNDS LIMITED	0	11.147	11.147
**D	WINTERTHUR EPSV EQUILIBRADO	0	12.805	12.805
**D	DNCA INVEST EURO SMART CITIES	0	683.317	683.317
**D	AZ FUND 1 AZ EQUITY GLOBAL INFRASTRUCTURE	0	1.500.000	1.500.000
**D	GLOBAL EQUITIES ENHANCED INDEX FUND	0	454.175	454.175
**D	WINTERTHUR XI FP	0	53.116	53.116
**D	LAGUN ARC EPSV DE EMPLEO	0	625.000	625.000
**D	AZ FUND 1-AZ ALLOCATION-LONG TERM EQUITY OPPORTUNITIES	0	580.000	580.000
**D	ANIMA PICPAC ESALOGO BILANCIATO 2025	0	51.240	51.240
**D	GESTIELLE PRO ITALIA	0	214.000	214.000
**D	WHOLESALE GLOBAL EQUITY - VALUE FUND	0	202.060	202.060
**D	ANIMA OBIETTIVO INTERNAZIONALE	0	150.000	150.000
**D	PEGASUS-UI-FONDS	0	736.890	736.890
**D	AZ MULTI ASSET WORLD TRADING	0	160.000	160.000
**D	WINTERTHUR EPSV PRUDENTE	0	21.730	21.730
**D	AZ FUND 1 AZ ALLOCATION TREND	0	3.725.000	3.725.000
**D	MERCER PROPERTY AND INFRASTRUCTURE TRUST	0	998.383	998.383
**D	KIWI INVESTMENT MANAGEMENT WHOLESALE CORE GLOBAL FUND	0	75.395	75.395
**D	ANIMA PICPAC VALORE GLOBALE 2027	0	40.000	40.000

Pagina 13

Azionisti: 3.534 Teste: 39  
 Azionisti in proprio: 27 Azionisti in delega: 3.507

## LISTA ESITO DELLE VOTAZIONE

Oggetto: Bilancio di esercizio al 31 dicembre 2022. Relazioni del Consiglio di Amministrazione, del Collegio Sindacale e della Società di revisione. FAVOREVOLI

Badge	Ragione Sociale	Proprio	Delega	Totale
**D	BLV-SF-AKTIEEN 571V02	0	750.941	750.941
**D	AZ FUND 1 AZ ALTERNATIVE SMART RISK PREMIA	0	51.100	51.100
**D	ANIMA VISCONTEO PLUS	0	542.635	542.635
**D	ANIMA ELTIF ITALIA 2026	0	41.000	41.000
**D	DNCA INVEST-EURO DIVIDEND GROWER	0	1.163.952	1.163.952
**D	DEE STREET GLOBAL EQUITY FUND	0	68.403	68.403
**D	SYCOMORE FUND SICAV -SYCOMORE GLOBAL EDUCATION	0	343.161	343.161
**D	BANCOPOSTA RINASCIMENTO	0	534.546	534.546
**D	BIDEPENSION EFSV	0	5.328	5.328
**D	BANCOPOSTA GLOBAL EQUITY HEDGED LIFE	0	3.471	3.471
**D	WINTERTHUR II FP	0	57.101	57.101
**D	IPAC SPECIALIST INVESTMENT STRATEGIES - INTERNATIO	0	12.119	12.119
**D	AMP CAPITAL GLOBAL QUALITY FUND	0	20.645	20.645
**D	AZ FUND 1 AZ ALLOCATION EUROPEAN DYNAMIC	0	127.500	127.500
**D	ANIMA ALTO POTENZIALE EUROPA	0	2.825.000	2.825.000
**D	AUROFONDO EQUILIBRADO	0	110.802	110.802
**D	AZ MULTI ASSET AZ MULTI ASSET AZ ALLOCATION FLEXIBLE EQUITY	0	45.000	45.000
**D	ANIMA ESAGONO BILANCIATO	0	618.613	618.613
**D	BUSS (QUEENSLAND) POOLED SUPERANNUATION TRUST	0	12.872	12.872
**D	PINEBRIDGE SELECT FUNDS VCC	0	64.010	64.010
**D	AZ FUND 1 - AZ EQUITY WATER AND RENEWABLE RESOURCES	0	310.000	310.000
**D	WINTERTHUR EFSV	0	16.361	16.361
**D	RUSSELL INVESTMENTS SUSTAINABLE GLOBAL SHARES FUND	0	41.421	41.421
**D	KIWI INVESTMENT MANAGEMENT SCREENED GLOBAL EQUITY INDEX FUND	0	25.448	25.448
**D	RUSSELL INVESTMENTS GLOBAL LISTED INFRASTRUCTURE FUND	0	122.245	122.245
**D	ANIMA CRESCITA ITALIA NEW	0	141.321	141.321
**D	AZ FUND 1 AZ ALLOCATION PIR ITALIAN EXCELLENCE 70	0	568.000	568.000
**D	ANIMA ABSOLUTE RETURN	0	200.000	200.000
**D	DIVERSIFIED PORTFOLIOS FUND LTD	0	8.750	8.750
**D	FIRST SENTIER RESPONSIBLE LISTED IN FRASTRUCTURE FUND	0	879.059	879.059
**D	ANIMA SFORZESCO PLUS	0	218.783	218.783
**D	INVESTITORI FLESSIBILE	0	800.000	800.000
**D	INVESTITORI EUROPA	0	85.000	85.000
**D	AZ FUND 1 AZ ALLOCATION PIR ITALIAN EXCELLENCE 30	0	25.000	25.000
**D	BANCOPOSTA EQUITY DEVELOPED COUNTRIES	0	70.072	70.072
**D	AZIMUT TRADING	0	3.205	3.205
**D	TURICUM - AKTIEEN - UND IMMOBILIENWERTSCHRIFTEN	0	448.947	448.947
**D	AZIMUT STRATEGIC TREND	0	2.695	2.695
**D	ACM ACTIONS	0	16.926	16.926
**D	GOLDMAN SACHS FUNDS III	0	5.607.607	5.607.607
**D	ACM VIE S A CM CIC RETRAITE	0	96.925	96.925
**D	COMPARTIMENT MC LEADERS DURABLES	0	106.075	106.075
**D	CM-AM ALIZES DYNAMIQUE	0	266.549	266.549
**D	ACM IARD SA	0	1.163.891	1.163.891
**D	CM-AM EUROPE DIVIDENDES	0	699.693	699.693
**D	DNCA BEYOND ENGAGE	0	660.000	660.000
**D	SCHMIDT GROUPE FUND	0	25.000	25.000
**D	PIPELINE SUD-EUROPEEN	0	4.362	4.362
**D	CAPSUGEL	0	17.630	17.630

Azionisti: 3.534 Teste: 39  
 Azionisti in proprio: 27 Azionisti in delega: 3.507

Pagina 14

*Handwritten signature*

## LISTA ESITO DELLE VOTAZIONE

Objetto: Bilancio di esercizio al 31 dicembre 2022. Relazioni del Consiglio di Amministrazione, del Collegio Sindacale e della Società di revisione.  
FAVOREVOLI

Badge	Ragione Sociale	Proprio	Delega	Totale
**D	CM-AM SUSTAINABLE PLANET	0	1.636.390	1.636.390
**D	LEXMARK DYNAMIQUE	0	6.549	6.549
**D	S ACTIVE ACTIONS ISR	0	720.000	720.000
**D	CM-AM ALIZES TEMPERE	0	187.566	187.566
**D	ACM VIE SA FACTE RETRAITE EURO	0	871.268	871.268
**D	GERARD FERRIER INDUSTRIE	0	11.335	11.335
**D	DNCA OPPORTUNITIES ZONE EURO	0	387.800	387.800
**D	STAUBLI 50 50 CREDIT MUTUEL	0	18.628	18.628
**D	ACM MUT FONDS GENERAL	0	2.088.195	2.088.195
**D	CM-AM ADVANCED	0	20.000	20.000
**D	CM-AM PARTAGE	0	1.411	1.411
**D	SICAV PLANA	0	72.500	72.500
**D	ACM VIE SA FONDS GENERAL	0	8.896.395	8.896.395
**D	ACM VIE SA SELR EURO	0	1.075.210	1.075.210
**D	DNCA VALUE EUROPE	0	1.499.473	1.499.473
**D	CM-AM CONVICTIONS EURO	0	939.376	939.376
**D	ORANO ACTIONS ZONE EURO	0	94.049	94.049
**D	HENKEL DIVERSIFIE N 1	0	8.751	8.751
**D	EPSON FRANCE EURO ACTIONS	0	3.003	3.003
**D	CH RIVER LABORAT FRANCE	0	4.325	4.325
**D	GROUPE ROCHE	0	25.362	25.362
**D	FONGIL	0	1.042	1.042
**D	S ACTIVE DIVERSIFIE ISR	0	52.298	52.298
**D	CARGILL ACTIONS	0	8.682	8.682
**D	FERTILSOEBO	0	9.879	9.879
**D	THE MASTER TRUST BANK OF JAPAN, LTD. RE: NISSAY FOREIGN EQUITY PASSIVE MOTHER FUND (ONLY FOR PENSION)	0	59.954	59.954
**D	FEDEX	0	9.024	9.024
**D	CUSTODY BANK OF JAPAN, LTD. RE: MATB NEW RESOURCE TECHNOLOGY MOTHER FUND	0	41.276	41.276
**D	THE MASTER TRUST BANK OF JAPAN LTD. RE: NISSAY FOREIGN EQUITY INDEX MOTHER FUND	0	751.556	751.556
**D	OTIS MOYEN TERME SOLIDAIRE	0	40.704	40.704
**D	EUROP ASSISTANCE DIVERSIFIE	0	2.360	2.360
**D	AMORA MAILLE DIVERSIFIE	0	5.226	5.226
**D	PYRENEES GLOBAL	0	10.421	10.421
**D	CUSTODY BANK OF JAPAN, LTD. RE: MATB NEW RESOURCES MOTHER FUND	0	261.551	261.551
**D	COFACE N 1	0	16.796	16.796
**D	CUSTODY BANK OF JAPAN, LTD. RE: STB DAIWA OUSHU KOU-HAITOU KABU MOTHER FUND	0	50.801	50.801
**D	THE MASTER TRUST BANK OF JAPAN, LTD. RE: NISSAY STABILIZED INCOME MOTHER FUND	0	37.769	37.769
**D	EUROPEAN EQUITY FUND, SERIES OF KOKUSAI TRUST	0	19.849	19.849
**D	CUSTODY BANK OF JAPAN, LTD. RE: STB FOREIGN STOCK INDEX MOTHER FUND(CURRENCY HEDGED)	0	95.439	95.439
**D	C ET A	0	2.771	2.771
**D	CONVERGENCE EQUI SOCI RESP	0	590.118	590.118
**D	GLOBAL X S&P CATHOLIC VALUES DEVELOPED EX-U.S. ETF	0	8.644	8.644
**D	FIDELITY FUNDS - ABSOLUTE RETURN GLOBAL EQUITY POOL	0	52.104	52.104
**D	VANGUARD FUNDS PUBLIC LIMITED COMPANY	0	8.393.285	8.393.285
**D	FIAM GROUP TRUST FOR EMPLOYEE BENEFIT PLANS	0	929.400	929.400
**D	FIDELITY ADVISOR SERIES VII: FIDELITY ADVISOR UTILITIES FUND	0	338.700	338.700
**D	JPMORGAN ETFS (IRELAND) ICAV-GLOBAL RESEARCH ENHANCED IN EQ (ESS) UCITS ETF	0	201.262	201.262
**D	CUSTODY BANK OF JAPAN, LTD. RE: RTB SEKAI KOUHAIYOU MOTHER FUND	0	53.300	53.300
**D	CARGILL MIXTE	0	3.085	3.085

Azionisti:  
Azionisti in proprio: 3.534 Teste: 39

27 Azionisti in delega: 3.507

Pagina 15

Uso E.C. 111/11



## LISTA ESITO DELLE VOTAZIONE

Oggetto: Bilancio di esercizio al 31 dicembre 2022. Relazioni del Consiglio di Amministrazione, del Collegio Sindacale e della Società di revisione.  
FAVOREVOLI

Badge	Ragione Sociale	Proprio	Delega	Totale
**D	FIDELITY FUNDS - SUSTAINABLE GLOBAL DIVIDEND PLUS POOL	0	1.011.699	1.011.699
**D	CUSTODY BANK OF JAPAN, LTD. RE: RB TOKKIN 18420-7105	0	585.801	585.801
**D	FIDELITY UCITS II ICAV/FIDELITY MSCI EUROPE INDEX FUND	0	26.873	26.873
**D	COHEN & STEERS REAL ASSETS MULTI-STRATEGY FUND	0	34.833	34.833
**D	SEI INSTITUTIONAL INVESTMENTS TRUST-WORLD EQUITY EX-US FUND	0	3.622.727	3.622.727
**D	JPMORGAN ETFS (IRELAND) ICAV - EUROZONE RESEARCH ENHAN INDEX EQ (ESG) UCITS ETF	0	151.567	151.567
**D	THORNBERG INTERNATIONAL EQUITY FUND II	0	28.527	28.527
**D	SEI INSTITUTIONAL INTERNATIONAL TRUST INTERNATIONAL EQUITY FUND	0	8.132.468	8.132.468
**D	THE MASTER TRUST BANK OF JAPAN, LTD. RE: GIM INTERNATIONAL EQUITY MOTHER FUND	0	41.250	41.250
**D	CREDIT SUISSE INDEX FUND (LUX)	0	8.433.753	8.433.753
**D	THE MASTER TRUST BANK OF JAPAN LTD. RE: MANULIFE INTERNATIONAL EQUITY INDEX MOTHER FUND	0	16.380	16.380
**D	VANGUARD INVESTMENT SERIES PUBLIC LIMITED COMPANY	0	8.156.670	8.156.670
**D	CM-AM SOLIDAIRE TEMPERE ISR	0	178.500	178.500
**D	THE MASTER TRUST BANK OF JAPAN, LTD. RE: TMA GLOBAL EQUITY INDEX MOTHER FUND	0	136.330	136.330
**D	THE MASTER TRUST BANK OF JAPAN, LTD. RE: NZAM EURO STOXX 50 EX BANKS (JPY HEDGED) (PRIVATELY PLACED INVESTMENT TRUST)	0	0	69.988
69.988				
**D	FIDELITY FUNDS - GLOBAL DIVIDEND POOL	0	24.450.000	24.450.000
**D	SEI INSTITUTIONAL INTERNATIONAL TRUST INTERNATIONAL EQUITY F	0	283.559	283.559
**D	FIDELITY UCITS II ICAV/FIDELITY MSCI WORLD INDEX FUND	0	61.454	61.454
**D	MACQUARIE GLOBAL LISTED INFRASTRUCTURE CIT	0	29.509	29.509
**D	SEI INSTITUTIONAL MANAGED TRUST - TRAK- MANAGED INTL MANAGED VOLATILITY FUND	0	61.229	61.229
**D	CREDIT SUISSE INDEX FUND (IE) ETF ICAV	0	261.975	261.975
**D	FIRST TRUST EUROPE ALPHADEX FUND	0	151.248	151.248
**D	THE MASTER TRUST BANK OF JAPAN, LTD. RE: MSCI-KOKUSAI INDEX MOTHER FUND	0	3.800	3.800
**D	CONTINENTAL	0	9.644	9.644
**D	VANGUARD INVESTMENTS II CCF/VANGUARD SRI FTSE DEVELOPED EUROPE II CCF	0	295.120	295.120
**D	CUSTODY BANK OF JAPAN, LTD. RE: RB TOKKIN 18420-7106	0	585.787	585.787
**D	FIDELITY FUNDS EUROPEAN DIVIDEND POOL	0	1.280.533	1.280.533
**D	THE MASTER TRUST BANK OF JAPAN, LTD. RE: TMAM GLOBAL RENEWABLE ENERGY INCOME EQUITY MF	0	81.260	81.260
**D	JPMORGAN ETFS (IRELAND) ICAV-EUROPE RESEARCH ENHANCED IN EQ (ESG) UCITS ETF	0	336.821	336.821
**D	THE MASTER TRUST BANK OF JAPAN, LTD. RE: NISSAY RISK CONTROLLED BALANCE MOTHER FUND	0	231.823	231.823
**D	FIDELITY FUNDS - SUSTAINABLE CLIMATE SOLUTIONS POOL	0	458.680	458.680
**D	LEGAL & GENERAL GLOBAL DEVELOPED EQUITY INDEX FUND	0	3.525	3.525
**D	VANGUARD INVESTMENTS II CCF-VANGUARD SRI FTSE DEVELOPED WORLD II CCF	0	139.519	139.519
**D	DWS GLOBAL MACRO FUND	0	166.384	166.384
**D	SEI INSTITUTIONAL INVESTMENTS TRUST - SCREENED WORLD EQUITY EX-US FUND	0	15.641	15.641
**D	SANLAM UNIVERSAL FUNDS PLC	0	107.624	107.624
**D	LACM WORLD EQUITY - WEALTH BUILDER CIT	0	370	370
**D	MASTER TRUST BANK OF JAPAN LTD. RE: TMA GLOBAL EQUITY MOTHER FUND	0	100.000	100.000
**D	THE MASTER TRUST BANK OF JAPAN, LTD. RE: MFBJ400021913	0	99.260	99.260
**D	MASTER TRUST BANK OF JAPAN LTD. RE: JPM KOKUSAI REI MOTHER FUND (LDN)	0	37.032	37.032
**D	DEMOCRACY INTERNATIONAL FUND	0	4.683	4.683
**D	FIDELITY CONCORD STREET TRUST: FIDELITY SERIES INTERNATIONAL INDEX FUND	0	171.105	171.105
**D	CUSTODY BANK OF JAPAN, LTD. RE: STB EUROPE EQUITY MOTHER FUND II	0	27.283	27.283
**D	VANGUARD INVESTMENTS COMMON CONTRACTUAL FD/VANG FTSE DVLPD WRLD EX UK CMN CNT FD	0	153.692	153.692
**D	THE MASTER TRUST BANK OF JAPAN, LTD. RE: NZAM EURO STOXX (JPY HEDGED) (PRIVATELY PLACED INVESTMENT TRUST)	0	830.807	830.807
**D	NEUBERGER BERMAN INVESTMENT FUNDS PLC	0	307	307
**D	STAUBLI 80 20 CREDIT MUTUEL	0	16.293	16.293
**D	PINEBRIDGE DYNAMIC ASSET ALLOCATION FUND	0	109.156	109.156
**D	VANGUARD INVESTMENTS COMMON CONTR FD- VANGUARD FTSE DEV EUR EX UK CCF	0	258.920	258.920

Azionisti:  
Azionisti in proprio: 3.534 Teste: 27 Azionisti in delega: 39 3.507

Pagina 16

## LISTA ESITO DELLE VOTAZIONE

Oggetto: Bilancio di esercizio al 31 dicembre 2022. Relazioni del Consiglio di Amministrazione, del Collegio Sindacale e della Società di revisione. FAVOREVOLI

Badge	Ragione Sociale	Proprio	Delega	Totale
**D	FIDELITY FUNDS - SUSTAINABLE EUROPEAN DIVIDEND PLUS POOL	0	23.051	23.051
**D	SCHUCO	0	5.458	5.458
**D	FIDELITY CONCORD STREET TRUST: FIDELITY ZERO INTERNATIONAL INDEX FUND	0	978.691	978.691
**D	FIDELITY FUNDS - SUSTAINABLE RESEARCH ENHANCED EUROPE EQUITY POOL	0	538.111	538.111
**D	DEVELOPED INTERNATIONAL EQUITY SELECT ETF	0	3.016	3.016
**D	CATHOLIC RESPONSIBLE INVESTMENTS INTERNATIONAL EQUITY FUND	0	2.491.824	2.491.824
**D	VANGUARD INVESTMENTS COMMON CONTRACTUAL FD/VANG FTSE DEVELOPED WRLD CMN CONT FD	0	168.992	168.992
**D	FIDELITY FUNDS - CLEAN ENERGY POOL	0	450.827	450.827
**D	ADVISER MANAGED TRUST - DIVERSIFIED EQUITY FUND	0	20.739	20.739
**D	FIDELITY SALEM STREET TRUST: FIDELITY GLOBAL EX U.S. INDEX FUND	0	3.054.203	3.054.203
**D	SCHRODER INTERNATIONAL MULTI-CAP EQUITY TRUST	0	965.596	965.596
**D	FIDELITY UCITS ICNAV - FIDELITY SUSTAINABLE RESEARCH ENHANCED GLOBAL EQUITY UCITS ETF	0	20.329	20.329
**D	NOVBEN GLOBAL INFRASTRUCTURE FUND	0	1.653.005	1.653.005
**D	FIDELITY FUNDS - SUSTAINABLE CLIMATE SOLUTIONS POOL 2	0	33.749	33.749
**D	FIDELITY SALEM STREET TRUST: FIDELITY TOTAL INTERNATIONAL INDEX FUND	0	2.774.886	2.774.886
**D	FIRST TRUST DEVELOPED MARKETS EX-US ALPHADEX FUND	0	176.285	176.285
**D	FIRST TRUST DYNAMIC EUROPE EQUITY INCOME FUND	0	343.678	343.678
**D	FIDELITY FUNDS - EURO STOXX 50 POOL	0	660.131	660.131
**D	THORNBERG INTERNATIONAL EQUITY FUND (Q.P.), LLC	0	94.292	94.292
**D	FIDELITY FUNDS - ITALY POOL	0	4.918.918	4.918.918
**D	VANGUARD INVESTMENTS II CCF - VANGUARD SRI FTSE DEVELOPED WORLD II (B) CCF	0	253.119	253.119
**D	FIDELITY FUNDS - SUSTAINABLE EUROPE EQUITY POOL	0	1.194.427	1.194.427
**D	FIRST TRUST EUROZONE ALPHADEX ETF	0	12.641	12.641
**D	FIDELITY UCITS ICNAV - FIDELITY SUSTAINABLE RESEARCH ENHANCED EUROPE EQUITY UCITS ETF	0	315.253	315.253
**D	ELIOR EPARGNE DIVERSIFIE	0	5.745	5.745
**D	ORANO ISR SOLIDAIRE	0	37.587	37.587
**D	THALES AVS FRANCE	0	5.380	5.380
**D	DUFF & PHELPS GLOBAL LISTED INFRASTRUCTURE CIT	0	112.300	112.300
**D	VARIABLE INSURANCE PRODUCTS FUND II: INTERNATIONAL INDEX PORTFOLIO	0	124.111	124.111
**D	THE MASTER TRUST BANK OF JAPAN, LTD. RE: MTBJ400021914	0	28.202	28.202
**D	FIDELITY FUNDS - GLOBAL ENHANCED INCOME POOL	0	888.465	888.465
**D	LOS ANGELES CAPITAL GLOBAL FUNDS PLC - LACH GLOBAL SUSTAINABLE EQUITY FUND	0	16.618	16.618
**D	BALL PACKAGING EUROPE	0	4.013	4.013
**D	MILLEIS BANQUE 30-70	0	9.855	9.855
**D	CCP	0	27.394	27.394
**D	CONVERGENCE ACTIONS EUROPE	0	400.935	400.935
**D	KBI GLOBAL RESOURCES SOLUTIONS CIT	0	148.102	148.102
**D	CGI DYNAMIQUE	0	87.539	87.539
**D	AMP LIFE INTERNATIONAL EQUITIES FUND	0	85.161	85.161
**D	AQR TAX ADVANTG ABS NON FLIP	0	837.939	837.939
**D	CSIF12 CREDIT SUISSE LUX PORTFOLIO FUND GROWTH USD	0	6.104	6.104
**D	CSIF12 CREDIT SUISSE LUX PORTFOLIO FUND BALANCED EUR	0	71.200	71.200
**D	CSIF4 CREDIT SUISSE LUX GLOBAL HIGH INCOME FUND USD	0	56.000	56.000
**D	CSIF CH I11 EQUITY WORLD EX CH VALUE WEIGHTED PENSION FUND CREDIT SUISSE FUNDS AG	0	46.898	46.898
**D	CSIF 2 CREDIT SUISSE LUX ITALY EQUITY FUND	0	252.862	252.862
**D	CSIF 12 CREDIT SUISSE LUX PORTFOLIO FUND YIELD CHF	0	17.680	17.680
**D	CSIF12 CREDIT SUISSE LUX PORTFOLIO FUND GROWTH CHF	0	5.120	5.120
**D	CSIF CH EQUITY EMU CREDIT SUISSE FUNDS AG	0	532.531	532.531
**D	CSIF 2 CREDIT SUISSE LUX EUROPEAN DIVIDEND PLUS EQUITY FD	0	502.057	502.057
**D	AXA VORSORGE FONDS II EQUITIES GLOBAL MARKETS PASSIVE CREDIT SUISSE FUNDS AG	0	817.634	817.634

Azionisti:

3.534

Teste:

39

Azionisti in proprio:

27

Azionisti in delega:

3.507

Pagina 17

*Handwritten signature:* Juss...illy

## LISTA ESITO DELLE VOTAZIONE

Oggetto: Bilancio di esercizio al 31 dicembre 2022. Relazioni del Consiglio di Amministrazione, del Collegio Sindacale e della Società di revisione. FAVOREVOLI

Badge	Ragione Sociale	Proprio	Delega	Totale
**D	KOLUMBAN BALANCED CREDIT SUISSE FUNDS AG UBS ASSET MANAGEMENT SCHWEIZ AG	0	1.189.727	1.189.727
**D	CSIF 2 CREDIT SUISSE LUX GLOBAL DIVIDEND PLUS EQUITY FUND	0	849.758	849.758
**D	CS INVESTMENT FUNDS 2 CS LUX INFRASTRUCTURE EQUITY FUND	0	2.764.000	2.764.000
**D	CSIF 2 CREDIT SUISSE LUX SMALL MID CAP ALPHA LONG SHORT FUND	0	320.000	320.000
**D	FINREON WORLD EQUITY ECONOMIC EXPOSURE PENSION CREDIT SUISSE FUNDS AG	0	32.616	32.616
**D	BALJOISE FUND INVEST 2 CH IF AKTIEN WELT EX SCHWEIZ PASSIV CREDIT SUISSE FUNDS AG	0	49.668	49.668
**D	PK CSG WORLD EQUITY CREDIT SUISSE FUNDS AG	0	235.632	235.632
**D	AXA VORSORGE FONDS II EQUITIES GLOBAL MARKETS CREDIT SUISSE FUNDS AG	0	770.796	770.796
**D	WIP-EUROPE DISCOVERY FUND	0	120.934	120.934
**D	NM5-WIEQ-CNS-ACCOUNT	0	9.293	9.293
**D	CSIF CH III EQUITY WORLD EX CH CLIMATE CHANGE BIJUE PENSION FUND PLUS CREDIT SUISSE FUNDS AG	0	5.350	5.350
**D	SCHRODER GLOBAL VALUE FUND	0	148.025	148.025
**D	KAPITALFORENINGEN DANSKE INVEST INSTITUTIONAL ADELING DANICA LINK - INDEKS GLOBALE AKTIER	0	117.025	117.025
**D	THE MASTER TRUST BANK OF JAPAN, LTD. RE: MTBJ400031129	0	4.192	4.192
**D	INVESTERINGSFORENINGEN DANSKE INVEST SELECT TACTICAL ASSET ALLOCATION EURO - ACCUMULATING KL	0	10.375	10.375
**D	INVESTERINGSFORENINGEN DANSKE INVEST SELECT TACTICAL ASSET ALLOCATION NORGE - ACCUMULATING KL	0	4.987	4.987
**D	KAPITALFORENINGEN DANSKE INVEST INSTITUTIONAL ADELING DANICA PENSION - AKTIER	0	2.574.195	2.574.195
**D	INVESTERINGSFORENINGEN DANSKE INVEST SELECT TACTICAL ASSET ALLOCATION - DANMARK AKKUMULERENDE KL	0	82.337	82.337
**D	INVESTERINGSFORENINGEN DANSKE INVEST GLOBAL INDEKS KL	0	338.338	338.338
**D	ONEPACH GLOBAL SHARES - LARGE CAP (UNHEDGED) INDEXPOOL	0	752.997	752.997
**D	FCP ALM ACTIONS EUROPE ISR	0	583.983	583.983
**D	FONDO PENSIONE COMETA	0	330.765	330.765
**D	DANSKE INVEST EUROPE HIGH DIVIDEND FUND	0	139.482	139.482
**D	ALM ACTIONS EURO	0	1.830.313	1.830.313
**D	INVESTERINGSFORENINGEN DANSKE INVEST EUROPA HOJT UDDBYTE - AKKUMULERENDE KL	0	409.034	409.034
**D	ALM ACTIONS ZONE EURO ISR	0	6.832.548	6.832.548
**D	INVESTERINGSFORENINGEN DANSKE INVEST GLOBAL INDEKS - AKKUMULERENDE KL	0	101.574	101.574
**D	INVESTERINGSFORENINGEN DANSKE INVEST EUROPA INDEKS BNP KL	0	173.108	173.108
**D	INVESTERINGSFORENINGEN DANSKE INVEST EUROPA HOJT UDDBYTE KL	0	97.697	97.697
**D	INVESTERINGSFORENINGEN DANSKE INVEST EUROPA HOJT UDDBYTE KL	0	641.805	641.805
**D	MINISTRY OF ECONOMY AND FINANCE	0	4.774.306	4.774.306
**D	MULTI-MANAGER INTERNATIONAL EQUITY STRATEGIES FUND	0	4.270.847	4.270.847
**D	UNIVERSAL-INVESTMENT-GESELLSCHAFT MBH ON BEHALF OF BAYVK G2-FONDS	0	830.212	830.212
**D	VARIABLE PORTFOLIO-PARTNERS INTERNATIONAL VALUE FUND	0	2.505.038	2.505.038
**D	MI-FONDS 392	0	301.711	301.711
**D	CHARLES TAYLOR INTERNATIONAL FUND MANAGERS IOM LIMITED	0	100.657	100.657
**D	MI-FONDS 391	0	82.570	82.570
**D	TELSTRA SUPERANNUATION SCHEME	0	1.102.020	1.102.020
**D	CS FUNDS AG LB INTERNATIONAL PORTFOLIO	0	22.400	22.400
**D	BAVERNINVEST KAPITALVERWALTUNGSGESELLSCHAFT MBH W/LIBI- FONDS	0	69.317	69.317
**D	BAVERNINVEST KAPITALVERWALTUNGSGESELLSCHAFT MBH W/WEBI- FONDS	0	22.105	22.105
**D	BAVERNINVEST KAPITALVERWALTUNGSGESELLSCHAFT MBH W/VECO (AKTIEN)	0	67.964	67.964
**D	BALJOISE FUND INVEST 2 CH IF AKTIEN WELT EX SCHWEIZ CREDIT SUISSE FUNDS AG	0	19.544	19.544
**D	AP PENSION LIVSFORSIKRINGSAKTIESELSKAB	0	556.958	556.958
**D	TRUST & CUSTODY SERVICES BANK LTD AS TRUSTEE FOR PENSION INVESTMENT FUND TRUST NUMBER 3	0	521.977	521.977
**D	TRUST & CUSTODY SERVICES BANK LTD AS TRUSTEE FOR PENSION INVESTMENT FUND TRUST NUMBER 21	0	48.023	48.023
**D	BEST INVESTMENT CORPORATION	0	6.005	6.005
**D	DANICA PENSION, LIVSFORSIKRINGSAKTIESELSKAB	0	2.724.549	2.724.549
**D	TMA UMBRELLA FD-TMA ACWI EX-JAPAN PORTF.	0	50.000	50.000
**D	BEST INVESTMENT CORPORATION	0	102.615	102.615

Pagina 18

Azionisti: 3.534 Teste: 39  
 Azionisti in proprio: 27 Azionisti in delega: 3.507

LISTA ESITO DELLE VOTAZIONE

Oggetto: Bilancio di esercizio al 31 dicembre 2022. Relazioni del Consiglio di Amministrazione, del Collegio Sindacale e della Società di revisione. FAVOREVOLI

Badge	Regione Sociale	Proprio	Delega	Totale
**D	TMA UMBRELLA FUND - GLOBAL EQUITY PORTFOLIO	0	28.000	28.000
**D	VERDIPAPIRFONDET FONDSFINANS FORNYBAR ENERGI	0	85.000	85.000
**D	TRUST & CUSTODY SERVICES BANK LTD AS TRUSTEE FOR PENSION INVESTMENT FUND TRUST NUMBER 10	0	359.424	359.424
**D	JPM MULTI INCOME FUND	0	544.557	544.557
**D	JPMORGAN GLOBAL PROPERTY INCOME FUND	0	190.070	190.070
**D	ALLIANZ CHOICE BEST STYLES EUROPE	0	60.732	60.732
**D	SCHRÖDER INSTITUTIONAL POOLED FUNDS - ADVANCED GLOBAL EQUITY FUND	0	118.476	118.476
**D	TRUST & CUSTODY SERVICES BANK LTD AS TRUSTEE FOR PENSION INVESTMENT FUND TRUST NUMBER 8	0	26.907	26.907
**D	JPMORGAN MULTI BALANCED FUND	0	19.295	19.295
**D	CIVIL SERVICE EMPLOYEES PENSION FUND	0	102.379	102.379
**D	HAWHA KEIZ MULTI ASSET 2	0	79.906	79.906
**D	PERTUBAHAN KESELAWATAN SOSIAL	0	190.446	190.446
**D	TALPEI FUBON COMERCIAL BANK LTD	0	350.000	350.000
**D	ALLIANZ SELECTION EUROPEAN EQUITY DIVIDEND	0	48.201	48.201
**D	NIKKO AM GLOBAL CONSERVATIVE FUND	0	1.502	1.502
**D	AVIVA INVESTORS PASSIVE FUNDS ACS - AI CONTINENTAL EUROPEAN EQUITY INDEX FUND	0	1.465.615	1.465.615
**D	HSBC POOLED INVESTMENT FUND -HSBC POOLED EUROPEAN EQUITY FUND	0	58.728	58.728
**D	HSBC POOLED INVESTMENT FUND - HSBC POOLED EUROPE EQUITY INDEX TRACKING FUND	0	142.278	142.278
**D	HSBC INSTITUTIONAL TRUST SERVICE (ASIA) LIMITED	0	54.485	54.485
**D	HSBC INDEX TRACKER INVESTMENT FUNDS - FTSE ALL-WORLD INDEX FUND	0	23.973	23.973
**D	AVIVA LIFE & PENSIONS UK LIMITED	0	5.233.365	5.233.365
**D	HSBC GLOBAL FUNDS ICAV	0	467.358	467.358
**D	AVIVA INVESTORS PASSIVE FUNDS ACS - AI DEVELOPED EUROPEAN EX UK EQUITY INDEX FUND	0	1.562.988	1.562.988
**D	REASSURE LIMITED	0	2.349.139	2.349.139
**D	PUMT AUTHORISED CONTRACTUAL SCHEME - PUTM ACS EUROPEAN EX UK FUND	0	1.034.703	1.034.703
**D	FIRST STATE GLOBAL UMBRELLA FUND PUBLIC LIMITED COMPANY	0	135.018	135.018
**D	HSBC ETFs PUBLIC LIMITED COMPANY	0	379.856	379.856
**D	PHOENIX UNIT TRUST MANAGERS LIMITED	0	14.456.027	14.456.027
**D	EPWORTH INVESTMENT FUNDS FOR CHARITIES	0	37.700	37.700
**D	HSBC INDEX TRACKER INVESTMENT FUNDS - DEVELOPED WORLD SUSTAINABLE EQUITY INDEX FUND	0	2.692.419	2.692.419
**D	M&G (LUX) INVESTMENT FUNDS 2 FCP - M&G (LUX) EUROPE EX UK INDEX FUND	0	3.885.069	3.885.069
**D	TRUE POTENTIAL INVESTMENTS LLP	0	591.812	591.812
**D	HSBC ETFs PUBLIC LIMITED COMPANY - HSBC MSCI EUROPE CLIMATE PARIS ALIGNED UCITS ETF	0	4.161	4.161
**D	HSBC GLOBAL FUNDS ICAV - MULTI-FACTOR EMU EQUITY FUND	0	288.679	288.679
**D	CHYU BANKING CORPORATION LIMITED	0	240.560	240.560
**D	AVIVA INVESTORS PASSIVE FUNDS ACS - AI 50:50 GLOBAL EQUITY INDEX FUND	0	887.290	887.290
**D	AVIVA INVESTORS PASSIVE FUNDS ACS - AI 30:70 GLOBAL EQUITY (CURRENCY HEDGED) INDEX FUND	0	67.553	67.553
**D	PUMT AUTHORISED CONTRACTUAL SCHEME - PUTM ACS SUSTAINABLE INDEX EUROPEAN EQUITY FUND	0	3.245.426	3.245.426
**D	AMUNDI ETF ICAV	0	19.537	19.537
**D	AVIVA INVESTORS PASSIVE FUNDS ACS - AI 60:40 GLOBAL EQUITY INDEX FUND	0	258.716	258.716
**D	AVIVA INVESTORS PASSIVE FUNDS ACS - AI DEVELOPED WORLD EX UK EQUITY INDEX FUND	0	557.618	557.618
**D	AMUNDI ETF ICAV - AMUNDI S&P GLOBAL UTILITIES ESG UCITS ETF	0	313.450	313.450
**D	HSBC INDEX TRACKER INVESTMENT FUNDS - EUROPEAN INDEX FUND	0	834.076	834.076
**D	AVIVA INVESTORS UK FUND SERVICES LIMITED	0	374.880	374.880
**D	AXA INVESTMENT MANAGERS UK LIMITED	0	525.142	525.142
**D	HSBC INSTITUTIONAL TRUST SERVICES IRELAND LIMITED RE	0	1.207.481	1.207.481
**D	HENDERSON GLOBAL INVESTORS LIMITED	0	801.045	801.045
**D	HSBC GLOBAL INVESTMENT FUNDS	0	225.683	225.683
**D	HSBC ETFs PUBLIC LIMITED COMPANY - HSBC MSCI EUROPE UCITS ETF	0	111.692	111.692
**D	HSBC ETFs PLC	0	876.811	876.811

Azionisti: 3.534  
 Azionisti in proprio: 27

Teste: 39  
 Azionisti in delega: 3.507

Pagina 19

*Uso Dichiarato*

## LISTA ESITO DELLE VOTAZIONE

Oggetto: Bilancio di esercizio al 31 dicembre 2022. Relazioni del Consiglio di Amministrazione, del Collegio Sindacale e della Società di revisione.  
FAVOREVOLI

Badge	Ragione Sociale	Proprio	Delega	Totale
**D	SOCIETY OF JESUS TRUST OF 1929 FOR ROMAN CATHOLIC PURPOSES	0	84.404	84.404
**D	SWISSCANTO FONDSLEITUNG AG	0	4.698.770	4.698.770
**D	HSBC ETFs PUBLIC LIMITED COMPANY - HSBC MULTI FACTOR WORLDWIDE EQUITY UCITS ETF	0	270.691	270.691
**D	ROYAL LONDON EQUITY FUNDS ICVC - ROYAL LONDON EUROPE EX UK EQUITY TILT FUND	0	1.022.691	1.022.691
**D	INTERNATIONALE KAPITALANLAGESELFSCHAFT MBH	0	3.952.051	3.952.051
**D	ALLIANZ GLOBAL INVESTORS GMBH	0	5.864.294	5.864.294
**D	MEAG MUNICH ERGO KAPITALANLAGEGESEL LSCHAFT MBH	0	2.126.651	2.126.651
**D	INTERNATIONALE KAPITALANLAGEGESELLSCHAFT MBH	0	357.610	357.610
**D	ALLIANZ VKA FONDS AGI INSURANCE DEDICATED LARGE CAPS	0	547.392	547.392
**D	ALLIANZ CGI SUBFONDS EQUITIES	0	108.514	108.514
**D	ALLIANZ EV-WS RCM SYSPRO VALUE EUROPE	0	249.362	249.362
**D	UNINSTITUTIONAL EUROPEAN BONDS & EQUITIES	0	118.843	118.843
**D	UNIMARKTUEHRER	0	351.000	351.000
**D	UNIGLOBAL DIVIDENDE	0	3.024.709	3.024.709
**D	QUONIAM FUNDS SELECTION SICAV - EUROPEAN EQUITIES	0	98.109	98.109
**D	UNIDIVIDENDENASS	0	2.963.057	2.963.057
**D	QUONIAM FUNDS SELECTION SICAV - EQUITIES CLIMATE TRANSFORMATION	0	10.327	10.327
**D	NEW WORLD FUND, INC.	0	6.747.557	6.747.557
**D	EUROPACIFIC GROWTH FUND	0	4.024.466	4.024.466
**D	CAPITAL GROUP GLOBAL EQUITY COMMON TRUST (US)	0	111.259	111.259
**D	CAPITAL GROUP GLOBAL EQUITY FUND (AU)	0	64.637	64.637
**D	INTERNATIONAL GROWTH AND INCOME FUND	0	13.175.645	13.175.645
**D	JPMCBNA	0	13.291	13.291
**D	CAPITAL INTERNATIONAL FUND	0	59.006	59.006
**D	AVIVA LIFE & PENSIONS IRELAND DAC	0	4.280.752	4.280.752
**D	CAPITAL GROUP EMPLOYEE BENEFIT INVESTMENT TRUST	0	338.028	338.028
**D	CGMPV, LLC	0	4.540	4.540
**D	AVIVA INVESTORS	0	137.541	137.541
**D	AVIVA INVESTORS INVESTMENT FUNDS ICVC AVIVA INVESTORS INTERNATIONAL INDEX TRACKING FUND	0	115.270	115.270
**D	AVIVA INVESTORS PORTFOLIO FUNDS ICVC AVIVA INVESTORS MULTI-ASSET CORE FUND II	0	7.001	7.001
**D	AVIVA INVESTORS INVESTMENT FUNDS ICVC AVIVA INVESTORS GLOBAL EQUITY INCOME FUND	0	1.467.149	1.467.149
**D	AVIVA INVESTORS PORTFOLIO FUNDS ICVC AVIVA INVESTORS MULTI-ASSET CORE FUND III	0	14.648	14.648
**D	AVIVA INVESTORS PORTFOLIO FUNDS ICVC AVIVA INVESTORS MULTI-ASSET CORE FUND I	0	1.168	1.168
**D	AVIVA INVESTORS PORTFOLIO FUNDS ICVC AVIVA INVESTORS MULTI-ASSET CORE FUND V	0	4.570	4.570
**D	AVIVA INVESTORS PORTFOLIO FUNDS ICVC AVIVA INVESTORS MULTI-ASSET CORE FUND IV	0	9.455	9.455
**D	BANSABADELL 2000 FF	0	1.658	1.658
**D	BANSABADELL 18 FF	0	6.611	6.611
**D	SABADELL PLANIFICACION 25, FI	0	83.905	83.905
**D	INVERBARELL 50, FI	0	201.965	201.965
**D	CASTELLANA PENSIONES FF	0	2.609	2.609
**D	FCPE SAFRAN ETHIQUE SOLIDAIRE	0	19.431	19.431
**D	FCP HUMANIS RETRAITE ACTIONS	0	630.009	630.009
**D	ERSENS OFFENSIF ISR	0	235.997	235.997
**D	INVERBARELL 25, FI	0	316.957	316.957
**D	FCP HGA ACTIONS ISR	0	715.882	715.882
**D	FERRATLANTICA 92 FF	0	2.662	2.662
**D	BS PREVISION EMPRESAS EFSV DE EMPLEO	0	6.242	6.242
**D	FCP SODIUM I	0	375.889	375.889
**D	BANSABADELL 36, F.P.	0	9.597	9.597
**D	FONECONOMISTES, FONDS DE PENSIONS	0	3.272	3.272

Azionisti: 3.534 Teste: 39  
Azionisti in proprio: 27 Azionisti in delega: 3.507

Pagina 20

Ugo Reggiani

## LISTA ESITO DELLE VOTAZIONE

Objetto: Bilancio di esercizio al 31 dicembre 2022. Relazioni del Consiglio di Amministrazione, del Collegio Sindacale e della Società di revisione. FAVOREVOLI

Badge	Ragione Sociale	Proprio	Delega	Totale
**D	COMPANIA DE SERVICIOS DE BEBIDAS REFRESCANTES PENSIONES, F.P	0	3.425	3.425
**D	FONSOLBANK FP	0	20.938	20.938
**D	BS PENTAPENSION EMPRESA	0	4.527	4.527
**D	INVERSADELL 70, FI	0	54.419	54.419
**D	FCPE EPARGNE SOLIDAIRE DYNAMIO THALES	0	194.291	194.291
**D	FCP HUMANIS RETRAITE ACTIONS BAS CARBONE	0	565.243	565.243
**D	CALCIDIM QUANT	0	298.435	298.435
**D	FCF HGR ACTIONS SOLIDAIRE EMPLOI SANTE	0	346.840	346.840
**D	HUMANIS RETRAITE ACTIONS EMPLOI SANTE	0	912.630	912.630
**D	KOOKMIN BANK ACTING AS TRUSTEE OF MIRAE ASSET ER DEVELOPED NATION MULTI FACTOR PRIVATELY PLACED MASTER INVESTMENT TR	0	44.457	44.457
44.457				
**D	AFTR HOLDING AND MANAGEMENT COMPANY	0	485.319	485.319
**D	DPAM GLOBAL STRATEGY I	0	6.135.830	6.135.830
**D	BLACKROCK INSTITUTIONAL TRUST COMPANY, N.A. INVESTMENT FUNDFOR EMPLOYEE BENEFIT TRUSTS	0	317.168	317.168
**D	ALLIANZ GLOBAL INVESTORS GMBH W/ALLIANZGI-FONDS AKRW-AR SEGMENT OKWILCO-AKTIE	0	99.135	99.135
**D	BLACKROCK INSTITUTIONAL TRUST COMPANY, N.A. INVESTMENT FUNDS FOR EMPLOYEE BENEFIT TRUSTS	0	64.570.140	64.570.140
**D	CUSTODY BANK OF JAPAN, LTD. AS TRUSTEE FOR JAPAN SCIENCE AND TECHNOLOGY AGENCY 16619-9962	0	641.989	641.989
**D	BLACKROCK SUSTAINABLE ADVANTAGE INTERNATIONAL EQUITY FUND OF BLACKROCK FUNDS	0	5.427	5.427
**D	BLACKROCK SUSTAINABLE BALANCED PORTFOLIO OF BLACKROCK SERIES FUND, INC.	0	85.144	85.144
**D	BLACKROCK STRATEGIC INCOME OPPORTUNITIES PORTFOLIO OF BLACKROCK FUNDS V	0	1.056.039	1.056.039
**D	BRUNEI SHELL RETIREMENT BENEFIT FUND	0	6.410	6.410
**D	BLACKROCK FUNDS I ICRAV	0	64.509	64.509
**D	MSCI ACWI EX-U.S. IMI INDEX FUND B2	0	409.839	409.839
**D	BLACKROCK MANAGED VOLATILITY V.I. FUND OF BLACKROCK VARIABLE SERIES FUNDS, INC.	0	19.774	19.774
**D	BLACKROCK INSTITUTIONAL POOLED FUNDS PLC	0	1.442.643	1.442.643
**D	MSCI ACWI EX-FOSSIL FUELS ESG FOCUS INDEX FUND B (MSXFFESGB)	0	166.170	166.170
**D	BLACKROCK CDN MSCI EAFE EQUITY INDEX FUND	0	3.180.729	3.180.729
**D	ALLIANZ GLOBAL INVESTORS GMBH W/VECK	0	13.358	13.358
**D	ALLIANZ GLOBAL INVESTORS GMBH W/LIPOCO III	0	22.428	22.428
**D	BLACKROCK TACTICAL OPPORTUNITIES FUND OF BLACKROCK FUNDS	0	143.673	143.673
**D	BLACKROCK INTERNATIONAL INDEX V.I. FUND OF BLACKROCK VARIABLE SERIES FUNDS, INC.	0	103.984	103.984
**D	ESG INSIGHTS WORLD EX USA FUND B	0	135.368	135.368
**D	THEAM QUANT- MULTI ASSET DIVERSIFIED DEFENSIVE	0	817.147	817.147
**D	ALLIANZGI-FONDS PFD	0	5.931	5.931
**D	BNP PARIBAS EASY - ECPI GLOBAL ESG INFRASTRUCTURE	0	488.547	488.547
**D	ALLIANZGI-FONDS WERT	0	7.200	7.200
**D	TWU SUPERANNATION FUND	0	62.663	62.663
**D	G.A.-FUND-B - SUSTAINABLE WORLD EQUITIES	0	29.311	29.311
**D	THEAM QUANT FUNDS - WORLD CLIMATE NAVIGATOR 90% PROTECTED	0	485.141	485.141
**D	BNP PARIBAS EASY - ESG QUALITY EUROPE	0	1.214.657	1.214.657
**D	THEAM QUANT - CROSS ASSET HIGH FOCUS	0	4.113	4.113
**D	BNP PARIBAS EASY - MSCI EUROPE SMALL CAPS SRI S-SERIES 5 CAPPED	0	1.689.520	1.689.520
**D	LITHIUM RENDEMENT	0	1.610.069	1.610.069
**D	LBPM ISR AVENIR EURO	0	42.232	42.232
**D	ZEPHYR - EUROPE EQUITY ESG OPTIMIZED	0	40.340	40.340
**D	INVESTORS WHOLESAL GLOBAL EQUITY (INDEX) TRUST	0	545.315	545.315
**D	FONDAZIONE ROMA - GLOBAL PASSIVE EQUITIES	0	32.559	32.559
**D	THEAM QUANT- EQUITY WORLD GLOBAL GOALS	0	655.369	655.369
**D	THEAM QUANT- EQUITY ESG EUROZONE INCOME DEFENSIVE	0	573.433	573.433
**D	ZEPHYR - OPTIMISED PLUS 2	0	54.663	54.663

Azionisti:

3.534

27

Azionisti in proprio: 3.534

39

3.507

Azionisti in delega:

Pagina 21

Justo

## LISTA ESITO DELLE VOTAZIONE

Oggetto: Bilancio di esercizio al 31 dicembre 2022. Relazioni del Consiglio di Amministrazione, del Collegio Sindacale e della Società di revisione.  
FAVOREVOLI

Badge	Ragione Sociale	Proprio	Delega	Totale
**D	G.A.-FOND-B - WORLD EQUITIES	0	108.713	108.713
**D	BNP S BETA/LOT133/FRRI0E	0	161.640	161.640
**D	NMF5-GIEP BRI A/C	0	25.771	25.771
**D	AMSELECT - SYCOMORE EURO EQUITY GROWTH	0	178.464	178.464
**D	BNP PARIBAS EQUITY - FOCUS ITALIA	0	145.052	145.052
**D	BNP PARIBAS EASY - ECPI GLOBAL ESG HYDROGEN ECONOMY	0	244.059	244.059
**D	BNP PARIBAS EASY - EQUITY LOW VOL EUROPE	0	1.399.360	1.399.360
**D	BNP PARIBAS EASY - MSCI WORLD ESG FILTERED MIN TE	0	10.746	10.746
**D	BNP PARIBAS FUNDS - GLOBAL CLIMATE SOLUTIONS	0	94.884	94.884
**D	THEAM QUANT - EQUITY EUROPE DEFI	0	61.084	61.084
**D	LHCO-FONDS	0	100.000	100.000
**D	G.A.-FOND-B - EQUITY BROAD EURO P	0	238.893	238.893
**D	AMP WHOLESALÉ GLOBAL EQUITIES FUND	0	836.514	836.514
**D	BNP PARIBAS EASY - ESG GROWTH EUROPE	0	6.845	6.845
**D	THEAM QUANT - BOND EUROPE CLIMATE CARBON OFFSET PLAN	0	3.688	3.688
**D	STICHTING PENSIOENFONDS MEDISCH SPECIALISTEN	0	65.261	65.261
**D	ALLIANZGI-FONDS APNIESA SEGMENT APNIESA-NAPO	0	25.530	25.530
**D	HORIZON EPARGNE ACTIONS	0	186.568	186.568
**D	THEAM QUANT - EQUITY WORLD EMPLOYEE SCHEME III	0	2.466	2.466
**D	BNP PARIBAS EASY - MSCI EUROPE EX CW	0	745.437	745.437
**D	ALLIANZGI-FONDS AVP	0	4.019	4.019
**D	ALLIANZGI-FONDS MAFI	0	15.278	15.278
**D	ALLIANZGI-FONDS TOSCA	0	71.137	71.137
**D	ALLIANZGI FONDS AFE	0	121.634	121.634
**D	ALLIANZGI FONDS OB PENSION	0	43.291	43.291
**D	ISHARES WHOLESALÉ INTERNATIONAL EQUITY INDEX FUND	0	693.224	693.224
**D	BNP PARIBAS DEEP VALUE	0	653.286	653.286
**D	BLACKROCK INDEX SELECTION FUND	0	5.041.602	5.041.602
**D	ALLIANZGI-FONDS GANCO 2	0	32.975	32.975
**D	ALLIANZGI-FONDS GANCO	0	5.710	5.710
**D	ALLIANZGI-SUBFONDS TOB -NEU-	0	21.932	21.932
**D	EQ ADVISORS TRUST - EQ/INTERNATIONAL VALUE MANAGED VOLATILITY PORTFOLIO	0	587.292	587.292
**D	ALLIANZGI-FONDS SIV	0	8.025	8.025
**D	THEAM QUANT - LEIS SELECTION	0	5.771	5.771
**D	DBI-STIFTUNGSFONDS WISSENSCHAFT	0	8.931	8.931
**D	AGI FONDS EADS INVEST FOR LIFE AKTIENFONDS	0	47.700	47.700
**D	ALLIANZGI-FONDS VSBW	0	106.164	106.164
**D	ALLIANZGI-FONDS SHL	0	7.000	7.000
**D	ALLIANZGI-FONDS DPF DILLINGER PENSIONSFONDS MF	0	84.748	84.748
**D	ALLIANZGI-FONDS DUNHILL	0	8.700	8.700
**D	SUWE-COFONDS	0	100.000	100.000
**D	ALLIANZGI-FONDS REINVEST	0	4.420	4.420
**D	BNP PARIBAS RENDACTIS	0	260.795	260.795
**D	BNP PARIBAS ACTIONS PATRIMOINE RESPONSABLE	0	512.654	512.654
**D	ISHARES ALL-COUNTRY EQUITY INDEX FUND	0	24.184	24.184
**D	EQ ADVISORS TRUST - EQ/INTERNATIONAL CORE MANAGED VOLATILITY PORTFOLIO	0	325.699	325.699
**D	EQ ADVISORS TRUST - EQ/INTERNATIONAL MANAGED VOLATILITY PORTFOLIO	0	971.497	971.497
**D	SIX CIRCLES INTERNATIONAL UNCONSTRAINED EQUITY FUND	0	7.049.843	7.049.843
**D	SIX CIRCLES MANAGED EQUITY PORTFOLIO INTERNATIONAL UNCONSTRAINED FUND	0	2.753.749	2.753.749
**D	FIDELITY COMMON CONTRACTUAL FUND II - FIDELITY EUROPE EX-UK EQUITY FUND (INVESCO)	0	470.178	470.178

Azionisti: 3.534 Teste: 39  
Azionisti in proprio: 27 Azionisti in delega: 3.507

Pagina 22

101

LISTA ESITO DELLE VOTAZIONE

Oggetto: Bilancio di esercizio al 31 dicembre 2022. Relazioni del Consiglio di Amministrazione, del Collegio Sindacale e della Società di revisione. FAVOREVOLI

Badge	Regione Sociale	Proprio	Delega	Totale
**D	ALLIANZGI-FONDS PFI SEGMENT PFI-AA2-E_EUA	0	479.068	479.068
**D	CUSTODY BANK OF JAPAN, LTD. RE: STB BNP PARIBAS EUROPE EQUITY INCOME AND GROWTH MOTHER FUND	0	11.391	11.391
**D	OFI INVEST	0	245.000	245.000
**D	BNP PARIBAS ACTIONS RENDEMENT	0	341.195	341.195
**D	BNP PARIBAS FUNDS - EUROPE VALUE	0	2.895.047	2.895.047
**D	BNP PARIBAS SUSTAINABLE FUNDS EUROPE DIVIDEND	0	107.903	107.903
**D	EQ ADVISORS TRUST - EQ/GLOBAL EQUITY MANAGED VOLATILITY PORTFOLIO	0	233.729	233.729
**D	JNL/BLACKROCK GLOBAL ALLOCATION FUND	0	65.702	65.702
**D	SICAV BNP EASY EURO STOXX 50	0	1.134.499	1.134.499
**D	ALLIANZGI-FONDS DIN	0	15.000	15.000
**D	BNP PARIBAS VALEURS EURO ISR	0	2.358.030	2.358.030
**D	ALLIANZGI-FONDS SVKK	0	1.942	1.942
**D	KREBSHILFE-2-FONDS	0	30.000	30.000
**D	ALLIANZGI-FONDS DSPT	0	63.206	63.206
**D	BLACKROCK MSCI EAFE EQUITY INDEX NON-LENDABLE FUND B	0	1.914.764	1.914.764
**D	MSCI EUROPE EQUITY INDEX FUND B (EUROSECB	0	1.077.075	1.077.075
**D	EUROPE EQUITY INDEX ESG SCREENED FUND B (EURXCWB)	0	199.233	199.233
**D	CDN ACWI ALPHA TILTS FUND	0	39.904	39.904
**D	CDN MSCI EAFE EXTENDED ESG FOCUS INDEX FUND A	0	626.345	626.345
**D	ISHARES WHOLESAL SCREENED INTERNATIONAL EQUITY INDEX FUND	0	55.195	55.195
**D	BANCO CENTRAL DE TIMOR-LESTE (BCTL)	0	320.717	320.717
**D	THE MASTER TRUST BANK OF JAPAN, LTD. AS TRUSTEE FOR FEDERATION OF NATIONAL PUBLIC SERVICE PERSONNEL MUTUAL AID ASSOCIATI	0	20.673	20.673
**D	MSCI EMU IMI INDEX FUND B (EMUMIB)	0	5.171	5.171
**D	CONNECTICUT GENERAL LIFE INSURANCE COMPANY	0	151.039	151.039
**D	BLACKROCK CDN MSCI ACWI EX-CANADA INDEX FUND	0	252.916	252.916
**D	MSCI EQUITY INDEX FUND B - ITALY (MSITB)	0	3.327.902	3.327.902
**D	BLACKROCK CDN WORLD INDEX FUND	0	555.134	555.134
**D	GLOBAL ALPHA TILTS ESG NON-LENDABLE FUND B	0	2.310	2.310
**D	WORLD ALPHA TILTS - ENHANCED FUND B	0	33.790	33.790
**D	GLOBAL EX-U.S. ALPHA TILTS FUND B (ACWITLB)	0	30.289	30.289
**D	RUSSELL DEVELOPED LARGE CAP EM GEOEXPOSURE INDEX FUND B (REMGEOB)	0	32.574	32.574
**D	THRIFT SAVINGS PLAN	0	27.417.314	27.417.314
**D	STANDARD LIFE INTERNATIONAL DESIGNATED ACTIVITY COMPANY	0	1.093.754	1.093.754
**D	CROSTAR SAS	0	1.265	1.265
**D	CM-AM ALIZES EQUILIBRE	0	185.142	185.142
**D	ENTE NAZIONALE DI PREVIDENZA ED ASSISTENZA MEDICI (E.N.P.A.M	0	952.500	952.500
**D	ENTE NAZIONALE DI PREVIDENZA ED ASSISTENZA DEI MEDICI E DEGLI ODONTOIATRI	0	32.021.003	32.021.003
**D	INVESTMENT FUND SERVICES LIMITED	0	340.463	340.463
**D	LARAFOND BALANSERAD	0	222.357	222.357
**D	OHMAN MARKNAD GLOBAL	0	226.000	226.000
**D	OHMAN MARKNAD EUROPA	0	244.000	244.000
**D	LARAFOND OFFENSIV	0	639.233	639.233
**D	APEX FUND SERVICES FTY LTD	0	60.570	60.570
**D	LARAFOND FORSIKTIG	0	23.579	23.579
**D	OHMAN GLOBAL	0	2.891.672	2.891.672
**D	SWISS NATIONAL BANK	0	26.598.137	26.598.137
**D	CSIF12 CREDIT SUISSE LUX PORTFOLIO FUND BALANCED CHF	0	10.880	10.880
**D	CSIF12 CREDIT SUISSE LUX PORTFOLIO FUND BALANCED USD	0	9.680	9.680
**D	CSIF12 CREDIT SUISSE LUX PORTFOLIO FUND GROWTH EUR	0	37.120	37.120

*Handwritten signature*



LISTA ESITO DELLE VOTAZIONE

Oggetto: Bilancio di esercizio al 31 dicembre 2022. Relazioni del Consiglio di Amministrazione, del Collegio Sindacale e della Società di revisione. FAVOREVOLI

Badge	Ragione Sociale	Proprio	Delega	Totale
**D	CSIF 12 CREDIT SUISSE LUX PORTFOLIO FUND YIELD USD	0	4.512	4.512
**D	CSIF 12 CREDIT SUISSE LUX PORTFOLIO FUND YIELD EUR	0	54.160	54.160
**D	FULCROM LIQUID REAL ASSETS FUND	0	14.744	14.744
**D	CARDIF ASSURANCE VIE	0	1.602.740	1.602.740
**D	ARGENTA DP	0	608.200	608.200
**D	DEGROEF PETERCAM ASSET MANAGEMENT REPRESENTING ERGO FUND	0	53.330	53.330
**D	ARVESTAR ASSET MANAGEMENT SA REPRESENTING ARGENTA PENSIOENSPAARFONDS DEFENSIVE	0	124.550	124.550
**D	ARVESTAR ASSET MANAGEMENT SA REPRESENTING ARGENTA PENSIOENSPAARFONDS	0	1.696.700	1.696.700
***	ADAMI SERGIO	0	1.262	1.262
***	GIORGIANNI FRANCESCO	0	1.367	1.367
***	VENTURINI FRANCESCO	0	9.467	9.467
**D	CENTRE GLOBAL INFRASTRUCTURE FUND	0	141.146	141.146
**D	SANLAM UNIVERSAL FUNDS PLC	0	50.210	50.210
**D	WCCF WORLD TOPS 130 30 FUND AC	0	1.247	1.247
**D	WCCF WORLD TOPS 150 50 FUND AC	0	2.449	2.449
**D	SJJOITUSRAHASIO AKTIA SECURA	0	100.000	100.000
**D	SJJOITUSRAHASIO AKTIA EUROPA	0	450.000	450.000
**D	PRUDENTIAL LEGACY INSURANCE COMPANY OF NEW JERSEY	0	417.654	417.654
**D	MUANG THAI LIFE ASSURANCE PUBLIC COMPANY LIMITED	0	190.795	190.795
**D	STICHTING PENSIOENFONDS PROVISUM	0	36.118	36.118
**D	THE MASTER TRUST BANK OF JAPAN, LTD. RE: MUTB400021536	0	613.514	613.514
**D	STELLAR INSURANCE, LTD.	0	38.008	38.008
**D	ABU DHABI PENSION FUND	0	929.821	929.821
**D	THE MASTER TRUST BANK OF JAPAN, LTD. AS TRUSTEE FOR FEDERATION OF NATIONAL PUBLIC SERVICE PERSONNEL MUTUAL AID ASSOCIATI	0	0	750.262
750-262				
**D	SBC MASTER PENSION TRUST	0	63.243	63.243
**D	1934 GLOBAL INVESTMENT FUND LP	0	310.918	310.918
**D	FUNDACAO CALOUSTE GULBENKIAN	0	132.221	132.221
**D	ING DIRECT SICAV	0	410.605	410.605
**D	THE MASTER TRUST BANK OF JAPAN, LTD. RE: MUTB400021492	0	220.104	220.104
**D	THE MASTER TRUST BANK OF JAPAN, LTD. RE: MTRJ400025521	0	30.513	30.513
**D	BNZ WHOLESALE INTERNATIONAL EQUITIES (INDEX) FUND	0	142.590	142.590
**D	NEI CLEAN INFRASTRUCTURE FUND	0	968.872	968.872
**D	DVAM DIVERSIFIEDLIQUID ALTERNATIVESPCP	0	4.948	4.948
**D	DWS INVESTMENTGMBH ON BEHALF OF DEAM FONDS ZATI	0	6.013	6.013
**D	AQR STOCKSELECTION II MASTER ACCOUNT LP	0	12.447	12.447
**D	FIDELITY SELECT PORTFOLIOS UTILITIES PORTFOLIO	0	3.040	3.040
**D	CAIXABANK ASSET MANAGEMENT, SGIIC, S.A.	0	550.200	550.200
**D	VIDAICAIXA, S.A.	0	7.794.054	7.794.054
**D	KUTXABANK GESTION SGIIC, S.A.	0	1.570.044	1.570.044
**D	KUTXABANK PENSIONES, S.A., SGFP	0	4.854.866	4.854.866
**D	AQR TAX AWARETOTAL RETURN FUND LIC	0	607.207	607.207
**D	CMAP SRPA FUNDLIMITED	0	28.014	28.014
**D	AQR TAX ADVANTAGEDGLOBAL EQUITY MARKET NEUTRAL FUND LP	0	9.797	9.797
**D	CIN BELGIUMLIMITED	0	65.036	65.036
**D	BANCO BILBAO VIZCAYA ARGENTARIA SA	0	730	730
**D	EATON VANCE TRUST COMPANY COLLECTIVE INVESTMENT	0	2.622.336	2.622.336
**D	STICHTING DE NATIONALE ALGEMEEN PENSIOENFONDS	0	15.742	15.742
**D	ECCLESIASTICAL INSURANCE OFFICE PLC STAFF RETIREMENT BENEFIT	0	61.314	61.314
**D		0	255.000	255.000

Azionisti: 3.534 Teste: 39  
 Azionisti in proprio: 27 Azionisti in delega: 3.507

*Handwritten signature*

103

LISTA ESITO DELLE VOTAZIONE

Oggetto: Bilancio di esercizio al 31 dicembre 2022. Relazioni del Consiglio di Amministrazione, del Collegio Sindacale e della Società di revisione. FAVOREVOLI

Badge	Ragione Sociale	Proprio	Delega	Totale
**D	THE NFU MUTUAL OEIC	0	77.762	77.762
**D	EDENTREE ASSET MANAGEMENT LTD	0	16.500	16.500
**D	EDENTREE INVESTMENT FUND SERIES 1 EDENTREE GREEN FUTURE FUND	0	122.000	122.000
**D	SANTANDER MAX 30 SHARES PORTFOLIO	0	92.791	92.791
**D	SANTANDER MAX 50 PERCENT SHARES PORTFOLIO	0	525.051	525.051
**D	SANTANDER MAX 70 PERCENT SHARES PORTFOLIO	0	850.761	850.761
**D	IUCO LOCAL 793 MEMBERS PENSION BENEFIT TRUST OF	0	133.103	133.103
**D	AUTORIDADE MONETARIA DE MACAU	0	450.112	450.112
**D	GOLDMAN SACHS ETF TRUST GOLDMAN SACHS BLOOMBERG	0	42.038	42.038
**D	INTEL RETIREE MEDICAL PLAN TRUST	0	49.044	49.044
**D	ALASKA PERMANENT FUND CORPORATION	0	1.410.154	1.410.154
**D	SUBSIDIZED SCHOOLS PROVIDENT FUND	0	64.389	64.389
**D	INTL BESS LP	0	1.998	1.998
**D	INVESTERINGSFORENINGEN NYKREDIT INVEST ENGRÓS GLOBALE AKTI	0	212.265	212.265
**D	KAPITALFORENINGEN INVESTIN PRO ACADIAN GLOBAL VALUE	0	2.418.144	2.418.144
**D	MURRAY INTERNATIONAL TRUST PLC	0	5.830.000	5.830.000
**D	TACS NON US EQUITY CORE MARKET CONTINUOUS LLC	0	567.334	567.334
**D	STANDARD BANK OF SOUTH AFRICA LTD	0	32.602	32.602
**D	BNY MELLON SUSTAINABLE GLOBAL EQUITY INCOME FUND	0	661.569	661.569
**D	BNYM MELLON DT NSL INTERNATIONAL STOCK INDEX FUND	0	373.618	373.618
**D	INVESTERINGSFORENINGEN INVESTIN SAMPENSIÓN GLOBALE AKTIER	0	3.058	3.058
**D	QUILTER CHEVIOT LTD	0	324.099	324.099
**D	VIRGINIA TECH FOUNDATION INC	0	45.188	45.188
**D	ADVANCED SERIES TRUST AST T ROME PRICE GROWTH OPPORTUNIT	0	432.353	432.353
**D	BNYM MELLON PE NSL INTERNATIONAL EQUITY FUND	0	273.991	273.991
**D	GOLDMAN SACHS TRUST - GOLDMAN SACHS INTERNATIONAL EQUITY IN GOLDMAN SACHS AND CO	0	2.609.661	2.609.661
**D	CI CORPORATE CLASS LIMITED	0	584.909	584.909
**D	CI SELECT GLOBAL EQUITY FUND	0	285.436	285.436
**D	CI GLOBAL CONCENTRATED EQUITY PRIVATE POOL	0	13.049	13.049
**D	CI GLOBAL INCOME AND GROWTH FUND	0	3.163.723	3.163.723
**D	CI GLOBAL EQUITY POOLED FUND	0	832	832
**D	BNY MELLON GLOBAL INFRASTRUCTURE INCOME ETF	0	166.235	166.235
**D	GOLDMAN SACHS PROFIT SHARING MASTER TRUST	0	120.744	120.744
**D	LEGAL AND GENERAL UCITS ETF PLC	0	444.399	444.399
**D	THE ZEDRA FIDUCIARY INVESTMENT FUND LIMITED	0	106.136	106.136
**D	MACQUARIE MANAGEMENT HOLDINGS INC	0	7.776	7.776
**D	BNY MELLON FUTURELEGACY 3 FUND	0	15.891	15.891
**D	BNY MELLON FUTURELEGACY 4 FUND	0	23.836	23.836
**D	BNY MELLON FUTURELEGACY 5 FUND	0	31.339	31.339
**D	BNY MELLON FUTURELEGACY 6 FUND	0	38.406	38.406
**D	BNY MELLON FUTURELEGACY 7 FUND	0	45.496	45.496
**D	DIVERSIFIED TRUST COMPANY INTERNATIONAL EQUITY COMMON FUND	0	238.365	238.365
**D	NATIONAL BANK FINANCIAL INC	0	111.792	111.792
**D	GOVERNMENT OF BERMUDA	0	240.734	240.734
**D	KAPITALFORENINGEN EMD INVEST VERDENSSINDEKS	0	262.572	262.572
**D	STICHTING DEPOSITARY AEG DEVELOPED MARKETS EQUITY POOL	0	1.307.908	1.307.908
**D	VANGUARD FTSE ALL WORLD EX US INDEX FUND	0	15.694.362	15.694.362
**D	VANGUARD EUROPEAN STOCK INDEX FUND	0	16.562.024	16.562.024
**D	KOMPULAN WANG PERGARAN DIPERBADANKAN	0	18.481	18.481
**D	XTRACKERS MSCI EAFE ESG LEADERS EQUITY ETF	0	39.870	39.870

104

*Handwritten signature*

LISTA ESITO DELLE VOTAZIONE

Oggetto: Bilancio di esercizio al 31 dicembre 2022. Relazioni del Consiglio di Amministrazione, del Collegio Sindacale e della Società di revisione. FAVOREVOLI

Badge	Ragione Sociale	Proprio	Delega	Totale
**D	UOF INVESTMENTS LP	0	17.713	17.713
**D	MULTI ADVISOR FUNDS GLOBAL SUSTAINABLE INFRASTRUCTURE FUND	0	405.686	405.686
**D	WESPATH FUNDS TRUST	0	1.520.854	1.520.854
**D	RED DIAMOND INTERNATIONAL EQUITY LIMITED PARTNERSHIP	0	7.455	7.455
**D	TEXAS PERMANENT SCHOOL FUND CORPORATION	0	2.226.087	2.226.087
**D	MOTABILITY AS SOLE TRUSTEE OF THE MOTABILITY ENDORSEMENT TRUST	0	79.939	79.939
**D	VOYA VACS INDEX SERIES I PORTFOLIO	0	605.634	605.634
**D	DANMARKS GRUNDFORSKINGFOND	0	38.562	38.562
**D	FORDHAM UNIVERSITY	0	32.085	32.085
**D	CONSOLIDATED EDISON RETIREMENT PLAN	0	178.646	178.646
**D	HARRIS UNIT 1 QUALIFIED NUCLEAR DECOMMISSIONING FUND	0	54.423	54.423
**D	ROBINSON UNIT 2 QUALIFIED NUCLEAR DECOMMISSIONING FUND	0	61.780	61.780
**D	BRUNSWICK UNIT 2 QUALIFIED NUCLEAR	0	119.229	119.229
**D	THE MANUFACTURERS LIFE INSURANCE COMPANY	0	144.682	144.682
**D	THE CONGREGATION OF THE SISTERS OF CHARITY OF THE INCARNATE WORD	0	800.393	800.393
**D	IQ 500 INTERNATIONAL ETF	0	172.294	172.294
**D	LEXINGTON INTERNATIONAL LLC	0	26.793	26.793
**D	CERVURITE INTERNATIONAL LLC	0	264.317	264.317
**D	ARANIC II LLC	0	8.406	8.406
**D	TERREBONNE INVESTMENTS LP	0	12.605	12.605
**D	WINDFALL INVESTMENTS LP	0	7.155	7.155
**D	PHILANTHROPAR INVESTMENTS LP	0	4.323	4.323
**D	OAK HILL INVESTMENT MANAGEMENT	0	42.245	42.245
**D	OHSU FOUNDATION ENDORSEMENT FUND LP	0	20.986	20.986
**D	MASTERS I LLC	0	27.829	27.829
**D	BRIDGEWATER IMPLEMENTATION FUND IV LLC	0	63.824	63.824
**D	STICHTING PENSIOENFONDS NOTARIAAT	0	24.616	24.616
**D	DEUTSCHE DCG EQ	0	27.845	27.845
**D	BNY MELLON INVESTMENT FUNDS VI BNY MELLON BALANCED OPPORTUNITY FUND	0	78.782	78.782
**D	MANULIFE MULTIFACTOR DEVELOPED INTERNATIONAL INDEX ETF	0	146.059	146.059
**D	CENTRAL PENSION FUND OF THE INTERNATIONAL UNION OF OPERATING	0	263.347	263.347
**D	WELLS FARGO BANK N A	0	4.231	4.231
**D	MAN GLG EUROPEAN ALPHA INCOME FUND	0	893	893
**D	CITW FUND LP	0	15.320	15.320
**D	AMITY BALANCED FUND FOR CHARITIES FUND	0	40.000	40.000
**D	HIGHER INCOME FUND	0	800.000	800.000
**D	AMITY INTERNATIONAL FUND	0	1.120.000	1.120.000
**D	AMITY EUROPEAN FUND	0	700.000	700.000
**D	GEORGETOWN UNIVERSITY THE	0	248.710	248.710
**D	MOTHER CABRINI HEALTH FOUNDATION INC	0	105.000	105.000
**D	INVESCO MARKETS II PLC	0	208.212	208.212
**D	MINISTRY OF DEFENSE PENSION FUND OF THE SULTANATE OF OMAN	0	207.720	207.720
**D	GLOBAL ATLANTIC BLACKROCK DISCIPLINED INTERNATIONAL CORE PORTFOLIO	0	33.303	33.303
**D	ROTHSCHILD MARTIN MAUREL	0	783.490	783.490
**D	TEXAS UTILITIES QUAL NDT PARTNERSHIP	0	37.267	37.267
**D	SHELL CANADA 2007 PENSION PLAN	0	12.180	12.180
**D	ENDORSEMENT PORTFOLIO L P	0	4.085	4.085
**D	1999 VOLUNTARY EMPLOYEES BENEFICIARY ASSOCIATION OF THE NONREPRESENTED EMPLOYEES OF SOUTHERN CALIFORNIA EDISON COMPANY	0	0	0
B.386	SHARON D LUND RESIDUAL TRUST	0	4.379	4.379
**D				

Azionisti: 3.534 Teste: 39  
 Azionisti in proprio: 27 Azionisti in delega: 3.507



LISTA ESITO DELLE VOTAZIONE

Oggetto: Bilancio di esercizio al 31 dicembre 2022. Relazioni del Consiglio di Amministrazione, del Collegio Sindacale e della Società di revisione. FAVOREVOLI

Badge	Regione Sociale	Proprio	Delega	Totale
**D	MICHELLE LUND REV TRUST	0	5.831	5.831
**D	BLACKROCK FUND MANAGERS LTD	0	4.469.985	4.469.985
**D	CONGREGATION OF THE SISTERS OF CHARITY OF THE INCARNATE WOR	0	14.389	14.389
**D	MARSHFIELD CLINIC SALARY REDUCTION PLAN	0	80.368	80.368
**D	THE BANK OF NEW YORK MELLON EMPLOYEE BENEFIT COLLECTIVE INV	0	1.262.749	1.262.749
**D	THE BANK OF NEW YORK MELLON EMPLOYEE BENEFIT COLLECTIVE INVESTMENT FUND PLAN	0	5.461.187	5.461.187
**D	BNYM MELLON CF SL INTERNATIONAL STOCK INDEX FUND	0	603.578	603.578
**D	1895 FONDS FGR	0	1.060.977	1.060.977
**D	1895 FONDS STICHTING 1	0	36.958	36.958
**D	FIRST SENTIER INVESTORS ICVC FIRST SENTIER RESPONSIBLE LISTED INFRASTRUCTURE FUND	0	186.256	186.256
**D	STICHTING DEPOSITARY APG DEVELOPED EQUITIES RI INDEX POOL	0	434.691	434.691
**D	KAPITALFORENINGEN INVESTIN PRO VELLIV WORLD EQUITY INDEX CO NYKREDIT PORTEFOLJE ADMINISTRATION AS	0	1.077.119	1.077.119
**D	VIRTUS NEJ INTERNATIONAL VALUE FUND	0	315.596	315.596
**D	GOLDMAN SACHS ETF TRUST GOLDMAN SACHS FUTURE PLANET EQUITY ETF	0	1.033.418	1.033.418
**D	THE UNIVERSITY COURT OF THE UNIVERSITY OF GLASGOW	0	93.333	93.333
**D	BANK CONSORTIUM TRUST CO LTD	0	266.994	266.994
**D	BCT POOLED INVESTMENT FUND SERIES SMART EUROPEAN EQUITY FUND	0	47.216	47.216
**D	ALCOA FOUNDATION	0	35.740	35.740
**D	SHELL NEDERLAND PENSIOENFONDS STICHTING	0	7.598	7.598
**D	STICHTING BEDRIJFSTAKPENSIOENFONDS VOOR DE MEUBELI NDUSTRIBEN MEUBELERINGSBEDRIJ	0	635.253	635.253
**D	ADVANCED SERIES TRUST AST PRESERVATION ASSET ALLOCATION PORTFOLIO	0	319.055	319.055
**D	ADVANCED SERIES TRUST AST BALANCED ASSET ALLOCATION PORTFOLIO	0	1.603.832	1.603.832
**D	ADVANCED SERIES TRUST AST CAPITAL GROWTH ASSET ALLOCATION PORTFOLIO	0	2.051.239	2.051.239
**D	ADVANCED SERIES TRUST AST QUANTITATIVE MODELING PORTFOLIO	0	123.335	123.335
**D	QUILTER CHEVROT EUROPE LTD	0	11.461	11.461
**D	MACOMB COUNTY EMPLOYEES RETIREMENT SYSTEM	0	54.053	54.053
**D	MACOMB COUNTY INTERMEDIATE RETIREES MEDICAL BENEFITS TRUST	0	9.009	9.009
**D	BNY MELLON GLOBAL INFRASTRUCTURE INCOME FUND	0	342.214	342.214
**D	ARIZONA STATE RETIREMENT SYSTEM	0	411.049	411.049
**D	ARIZONA STATE RETIREMENT SYSTEM	0	1.778.970	1.778.970
**D	FOREST FOUNDATION	0	1.052	1.052
**D	SEQUOIA FUND PARA GLEB	0	279	279
**D	STEWARDSHIP PARA GLEB	0	4.804	4.804
**D	WBW TRUST NUMBER ONE	0	6.696	6.696
**D	1975 IRREV TRUST OF C D WEYERHAEUSER	0	5.223	5.223
**D	1973 IRREVOCABLE TRUST OF CD WEYERHAEUSER	0	4.761	4.761
**D	SANTA BARBARA COUNTY EMPLOYEES RETIREMENT SYSTEM	0	91.039	91.039
**D	DNP SELECT INCOME FUND INC	0	5.332.200	5.332.200
**D	3M EMPLOYEE RETIREMENT INCOME PLAN TRUST	0	274.845	274.845
**D	COMMONWEALTH OF PENNSYLVANIA STATE EMPLOYEES RETIREMENT SYS	0	60.677	60.677
**D	BNY MELLON INTERNATIONAL EQUITY ETF	0	207.434	207.434
**D	XTRACKERS MSCI KOKUSAI EQUITY ETF	0	85.958	85.958
**D	PITTSBURGH THEOLOGICAL SEMINARY OF THE PRESBYTERIAN CHURCH	0	50.903	50.903
**D	MARION BRADLEY PARTITION TRUST	0	20.395	20.395
**D	IQ CANDRIAM ESG INTERNATIONAL EQUITY ETF	0	123.639	123.639
**D	INVESTINGSFORENINGEN SPARINVEST INDEX EUROPA VALUE KL	0	147.203	147.203
**D	INVESTINGSFORENINGEN SPARINVEST INDEX DOW JONES SUSTAINABILITY WORLD KL	0	325.315	325.315
**D	THE BANK OF NEW YORK MELLON INTERNATIONAL LIMITE	0	390.097	390.097
**D	THE ESS PENSION FUND	0	251.613	251.613
**D	VIRTUS TOTAL RETURN FUND INC	0	986.959	986.959

106

Veronica

## LISTA ESITO DELLE VOTAZIONE

Oggetto: Bilancio di esercizio al 31 dicembre 2022. Relazioni del Consiglio di Amministrazione, del Collegio Sindacale e della Società di revisione.  
FAVOREVOLI

Badge	Regione Sociale	Proprio	Delega	Totale
**D	XTRACKERS MSCI ALL WORLD EX US HEDGED EQUITY ETF	0	42.963	42.963
**D	CBIS GLOBAL FUNDS PUBLIC LTD CO	0	250.000	250.000
**D	STATE OF WISCONSIN INVESTMENT BOARD	0	2.526.265	2.526.265
**D	AIB GROUP IRISH PENSION SCHEME	0	219.592	219.592
**D	BANK OF KOREA	0	12.334	12.334
**D	KOOKMIN BANK ACTING AS TRUSTEE OF HANA ALTERNATIVE ASSET CB RASTRUCTURE QUALIFIED INVESTORS PRIVATE PLACEMENT SPECIAL A	0	0	84.848
84.848				
**D	NN PARAPLUFONDS 1 NV	0	1.039.112	1.039.112
**D	EATON VANCE MANAGEMENT	0	1.915	1.915
**D	THE ARCHDIOCESE OF HARTFORD INVESTMENT TRUST	0	4.611	4.611
**D	UNIVERSAL INVESTMENT GESELLSCHAFT MBH ON BEHALF OF DECTA MASTERFONDS	0	12.050	12.050
**D	FLORIDA RETIREMENT SYSTEM TRUST FUND	0	4.181.236	4.181.236
**D	VEBA PARTNERSHIP N LP	0	19.916	19.916
**D	BNY MELLON GLOBAL FUNDS PLC	0	1.026.617	1.026.617
**D	LOCKHEED MARTIN CORPORATION MASTER RETIREMENT TRUST	0	3.975	3.975
**D	KAPITALFORENINGEN EMD INVEST GLOBALE AKTIER III	0	27.929	27.929
**D	WILMINGTON INTERNATIONAL FUND	0	63.047	63.047
**D	INVESCO EUROPEAN EQUITY FUND UK	0	7.524.364	7.524.364
**D	INVESCO GLOBAL EX UK ENHANCED INDEX FUND UK	0	9.953	9.953
**D	INVESCO EUROPEAN EQUITY INCOME FUND UK	0	1.325.713	1.325.713
**D	INVESTERINGSFORENINGEN NYKREDIT INVEST GLOBALE AKTIER BASIS	0	62.040	62.040
**D	INVESTERINGSFORENINGEN NYKREDIT INVEST TAKTISK ALLOKERING	0	66.898	66.898
**D	INVESCO GLOBAL TARGETED RETURNS FUND UK	0	26.103	26.103
**D	EMPLOYEES RETIREMENT SYSTEM OF TEXAS	0	5.705.251	5.705.251
**D	INTERNATIONALE KAPITALANLAGEGESELLSCHAFT MBH ACTING FOR ACCOUNT OF ZFO AKTIEN EUROPA	0	389.000	389.000
**D	KAPITALFORENINGEN INVESTIN PRO GLOBAL EQUITIES I	0	331.094	331.094
**D	ADVANCED SERIES TRUST AST PRUDENTIAL GROWTH ALLOCATION PORTFOLIO	0	844.190	844.190
**D	INVESTCO MARKETS III PLC	0	13.598	13.598
**D	INVESCO FTSE RAFI EMERGING MARKETS UCITS ETF	0	116.960	116.960
**D	INVESCO FTSE RAFI DEVELOPED MARKETS EX U S ETF	0	1.570.368	1.570.368
**D	GREAT WEST CORE STRATEGIES INTERNATIONAL EQUITY FUND	0	72.215	72.215
**D	BLACKROCK LIFE LIMITED	0	151.967	151.967
**D	BLACKROCK GLOBAL FUNDS	0	56.284.863	56.284.863
**D	FIRST TRUST GLOBAL WIND ENERGY ETF	0	964.463	964.463
**D	FIRST TRUST NASDAQ CLEAN EDGE SMART GRID INFRASTRUCTURE IND	0	486.200	486.200
**D	VIRGINIA RETIREMENT SYSTEM	0	1.370.386	1.370.386
**D	INVESCO FUNDS	0	9.609.216	9.609.216
**D	PGIM JENNISON UTILITY FUND	0	5.024.914	5.024.914
**D	THE PRUDENTIAL SERIES FUND PSF PGIM 50 50 BALANCED PORTFOLIO	0	6.077	6.077
**D	THE PRUDENTIAL SERIES FUND PSF PGIM FLEXIBLE MANAGED PORT	0	11.186	11.186
**D	PACIFIC GAS AND ELECTRIC COMPANY NUCLEAR FACILITIES QUALIFIED CPUC DECOMMISSIONING MASTER TRUST	0	232.085	232.085
**D	GREAT WEST INTERNATIONAL INDEX FUND	0	843.435	843.435
**D	BNY MELLON GLOBAL FUNDS PLC BNY MELLON GLOBAL EQUITY INC	0	1.416.669	1.416.669
**D	MACQUARIE FIRST TRUST GLOBAL INFRASTRUCTURE UTILITIES DIVID	0	353.208	353.208
**D	BANK OF KOREA	0	8.984	8.984
**D	FIREFIGHTERS RETIREMENT SYSTEM	0	146.125	146.125
**D	VAERDPALFIRFONDEN SPARINVEST INDEX	0	27.435	27.435
**D	PRINCIPAL FUNDS INC INTERNATIONAL EQUITY INDEX	0	527.160	527.160
**D	THE SEVENTH SWEDISH NATIONAL PENSION FUND AP 7 EQUITY FUND	0	10.314.691	10.314.691
**D	ADVANCED SERIES TRUST AST INTERNATIONAL GROWTH PORTFOLIO	0	716.618	716.618

Azionisti:

3.534

Teste:

39

Azionisti in proprio:

27

Azionisti in delega:

3.507

Pagina 28

## LISTA ESITO DELLE VOTAZIONE

Oggetto: Bilancio di esercizio al 31 dicembre 2022. Relazioni del Consiglio di Amministrazione, del Collegio Sindacale e della Società di revisione. FAVOREVOLI

Badge	Regione Sociale	Proprio	Delega	Totale
**D	INTERNATIONAL BANK FOR RECONSTRUCTION AND DEVELOPMENT	0	33.951	33.951
**D	LF MACQUARIE GLOBAL INFRASTRUCTURE SECURITIES FUND	0	295.857	295.857
**D	PRINCIPAL FUNDS INC OVERSEAS FUND	0	247.563	247.563
**D	STANLIB FUNDS LIMITED	0	36.048	36.048
**D	LINK FUND SOLUTIONS LTD	0	48.027	48.027
**D	GOLDMAN SACHS ETF TRUST GOLDMAN SACHS MARKETBETA INTERNATIO	0	205.716	205.716
**D	ABB PENSTON FUND	0	12.107	12.107
**D	INVESCO S AND P EUROPE 350 EQUAL WEIGHT INDEX ETF	0	3.685	3.685
**D	IA CLARINGTON GLOBAL VALUE FUND	0	58.176	58.176
**D	INDUSTRIAL ALLIANCE INSURANCE AND FINANCIAL SERVICES INC	0	505.892	505.892
**D	PUBLIC EMPLOYEES RETIREMENT SYSTEM OF MISSISSIPPI	0	1.019.034	1.019.034
**D	STICHLING PENSIONFONDS ABP	0	15.663.985	15.663.985
**D	BNY MELLON GLOBAL INCOME FUND	0	11.895.142	11.895.142
**D	IQ 50 PERCENT HEDGED FTSE INTERNATIONAL ETF	0	147.865	147.865
**D	GOLDMAN SACHS ETF TRUST GOLDMAN SACHS ACTIVE BETA INTERNAT	0	392.304	392.304
**D	GOLDMAN SACHS ETF TRUST GOLDMAN SACHS ACTIVE BETA EUROPE E	0	5.209	5.209
**D	XTRACKERS MSCI EUROZONE HEDGED EQUITY ETF	0	39.019	39.019
**D	VOYA INTERNATIONAL INDEX PORTFOLIO	0	575.911	575.911
**D	THE AMERICAN UNIVERSITY IN CAIRO	0	9.084	9.084
**D	THE CLAUDE MARIE DUBUIS RELIGIOUS AND CHARITABLE TRUST	0	263.265	263.265
**D	INCARNATE WORD CHARITABLE TRUST	0	316.247	316.247
**D	CONGREGATION OF THE SISTERS OF CHARITY OF THE INCARNATE WORD	0	59.757	59.757
**D	ARIZONA FSPRS TRUST	0	1.063.164	1.063.164
**D	DWS INVESTMENT GMBH ON BEHALF OF DWS FONDS BPT	0	1.470.000	1.470.000
**D	DWS INVESTMENT GMBH ON BEHALF OF DWS FONDS PKN 2	0	1.683.630	1.683.630
**D	DWS INVESTMENT GMBH ON BEHALF OF DWS FONDS AVD 2	0	20.121	20.121
**D	SEMPRA ENERGY PENSION MASTER TRUST	0	103.068	103.068
**D	TEACHERS RETIREMENT SYSTEM OF LOUISIANA	0	42.200	42.200
**D	DELAWARE GLOBAL LISTED REAL ASSETS FUND	0	182.310	182.310
**D	INVESTINGFORENINGEN LAEGERNES INVEST LI AKTIER GLOBALE	0	68.139	68.139
**D	KAPITALFORENINGEN LAEGERNES INVEST KLI AKTIER GLOBALE INDENYKREDIT PORTEFOELJE ADMINISTRATION AS	0	337.441	337.441
**D	BLACKROCK LIFE LTD	0	1.199.252	1.199.252
**D	PRINCIPAL FUNDS INC DIVERSIFIED REAL ASSET FUND	0	2.125.234	2.125.234
**D	XTRACKERS MSCI EUROPE HEDGED EQUITY ETF	0	362.217	362.217
**D	INVESCO PUREBETA FTSE DEVELOPED EX NORTH AMERICA ETF	0	5.167	5.167
**D	MI FONDS K10	0	219.386	219.386
**D	MI FONDS K12	0	21.690	21.690
**D	STANDARD BANK OF SOUTH AFRICA LTD	0	687.809	687.809
**D	XTRACKERS MSCI EAFE HEDGED EQUITY ETF	0	2.034.778	2.034.778
**D	XTRACKERS FTSE DEVELOPED EX US MULTIFACTOR ETF	0	22.349	22.349
**D	SC EDISON NUCLEAR FACILITIES QUALIFIED CPUC DECOMMISSIONING MASTER TR	0	188.961	188.961
**D	TEXTRON INC MASTER TRUST	0	418.787	418.787
**D	FIDELITY CONCORD STREET TRUST FIDELITY INTERNATIONAL INDEX FUND	0	20.945.486	20.945.486
**D	BELLSOUTH CORP RFA VEDA TRUST	0	95.118	95.118
**D	EUROPEAN CENTRAL BANK	0	322.397	322.397
**D	BNY MELLON INVESTMENT FUNDS III BNY MELLON GLOBAL EQUITY INCOME FUND	0	899.253	899.253
**D	BNY MELLON STOCK FUNDS BNY MELLON INTERNATIONAL CORE EQUI	0	1.085.252	1.085.252
**D	BNY MELLON INTERNATIONAL STOCK INDEX FUND	0	196.053	196.053
**D	BNY MELLON INTERNATIONAL EQUITY INCOME FUND	0	12.945	12.945
**D	MANVILLE PERSONAL INJURY SETTLEMENT TRUST	0	41.251	41.251

Pagina 29

Azionisti: 3.534 Teste: 39  
 Azionisti in proprio: 27 Azionisti in delega: 3.507

LISTA ESITO DELLE VOTAZIONE

Oggetto: Bilancio di esercizio al 31 dicembre 2022. Relazioni del Consiglio di Amministrazione, del Collegio Sindacale e della Società di revisione. FAVOREVOLI

Badge	Ragione Sociale	Proprio	Delega	Totale
**D	NEW HAMPSHIRE RETIREMENT SYSTEM	0	1.927.145	1.927.145
**D	SHELL PENSION TRUST	0	104.662	104.662
**D	UPSTREAMCO PENSION TRUST	0	93.576	93.576
**D	EASTSPRING INVESTMENTS	0	9.488	9.488
**D	NATIONAL TREASURY MANAGEMENT AGCY	0	298.142	298.142
**D	POLICE AND FIRE RETIREMENT SYSTEM OF THE CITY OF DETROIT	0	40.530	40.530
**D	ALTE LEIPZIGER TRUST INVESTMENT	0	377.150	377.150
**D	EUROPEAN CENTRAL BANK	0	238.167	238.167
**D	MAN FUNDS PLC MAN NUMERIC RI EUROPEAN EQUITY	0	401.757	401.757
**D	VIRTUS DUFF AND PHELPS GLOBAL INFRASTRUCTURE FUND	0	56.300	56.300
**D	VIRTUS WMC INTERNATIONAL DIVIDEND ETF	0	142.579	142.579
**D	FIRE AND POLICE PENSION ASSOCIATION OF COLORADO	0	32.961	32.961
**D	FLORIDA GLOBAL EQUITY FUND LLC	0	103.750	103.750
**D	DIOCESE OF VENICE PENSION PLAN AND TRUST	0	153.245	153.245
**D	PUBLIC EMPLOYEE RETIREMENT SYSTEM OF IDAHO	0	7.888	7.888
**D	PUBLIC SCHOOL TEACHERS PENSION AND RETIREMENT FUND OF CHICAGO	0	2.412.984	2.412.984
**D	PUBLIC SCHOOL TEACHERS PENSION AND RETIREMENT FUND OF CHICAGO	0	1.059.485	1.059.485
**D	INVECO FUNDS	0	24.250	24.250
**D	NSP MONTICELLO MINNESOTA RETAIL	0	13.618	13.618
**D	NSP MINNESOTA PRAIRIE I RETAIL QUALIFIED TRUST	0	80.431	80.431
**D	NSP MINNESOTA RETAIL PRAIRIE II	0	43.715	43.715
**D	INTERNATIONALE KAPITALANLAGESELLSCHAFT MBH ACTING FOR ACCOUNT OF BPT	0	50.071	50.071
**D	VANGUARD INTL HIGH DIV YLD INDEX FD	0	8.883	8.883
**D	HIGHLAND INVESTMENT FUND LLC	0	4.433.838	4.433.838
**D	PGE CORPORATION RETIREMENT MASTER TRUST	0	22.882	22.882
**D	PG AND E POSTRETIREMENT MEDICAL PLAN TRUST MANAGEMENT AND NON IREES	0	261.158	261.158
**D	STICHTING CZ FUND DEPOSITARY	0	96	96
**D	MAN FUNDS PLC MAN NUMERIC RI GLOBAL EQUITY	0	121.970	121.970
**D	DEAM FUNDS ZDV	0	10.400	10.400
**D	FIDELITY SAI INTERNATIONAL INDEX FUND	0	99.097	99.097
**D	COLOMBIA SUSTAINABLE INTERNATIONAL EQUITY INCOME ETF	0	1.866.349	1.866.349
**D	DWS INVESTMENT GMBH ON BEHALF OF DWS FONDS PAL 1	0	22.907	22.907
**D	DWS INVESTMENT GMBH ON BEHALF OF DWS FONDS RPK 1	0	66.829	66.829
**D	AURION GLOBAL EQUITY FUND	0	70.366	70.366
**D	BLACKROCK BALANCED CAPITAL FUND INC	0	29.077	29.077
**D	AZL INTERNATIONAL INDEX FUND	0	329.238	329.238
**D	AZL DPA INTERNATIONAL CORE EQUITY FUND	0	657.558	657.558
**D	MUNICIPAL POLICE EMPLOYEES RETIREMENT SYSTEM	0	75.038	75.038
**D	XTRACKERS MSCI ALL WORLD EX US HIGH DIVIDEND YIELD EQUITY E	0	162.760	162.760
**D	XTRACKERS MSCI EAFE HIGH DIVIDEND YIELD EQUITY ETF	0	21.300	21.300
**D	BNY MELLON INTERNATIONAL FUND	0	4.357.209	4.357.209
**D	FIRST TRUST EUROZONE ALPHADEX UCITS ETF	0	1.696.686	1.696.686
**D	COUNTY EMPLOYEES ANNUITY AND BENEFIT FUND OF COOK COUNTY	0	76.725	76.725
**D	NTUC INCOME INSURANCE CO OPERATIVE LIMITED	0	295.170	295.170
**D	MAPFRE MSV LIFE PLC	0	8.278	8.278
**D	BOC PRUDENTIAL EUROPEAN EQUITY FUND	0	167.959	167.959
**D	BOC PRUDENTIAL GLOBAL EQUITY FUND	0	85.227	85.227
**D	BOC PRUDENTIAL EUROPEAN INDEX FUND	0	91.717	91.717
**D	LAWRENCE LIVERMORE NATIONAL SECURITY LLC AND TRIAD NATIONAL SECURITY LLC DEFINED BENEFIT PLAN GROUP TRUST	0	490.450	490.450
**D		0	187.231	187.231

Azionisti: 3.534  
 Azionisti in proprio: 27  
 Azionisti in delega: 3.507

Pagina 30

109

*Uwarda in nelly*

## LISTA ESITO DELLE VOTAZIONE

Oggetto: Bilancio di esercizio al 31 dicembre 2022. Relazioni del Consiglio di Amministrazione, del Collegio Sindacale e della Società di revisione. FAVOREVOLI

Badge	Ragione Sociale	Proprio	Deleas	Totale
***D	ALABAMA TRUST FUND	0	270.779	270.779
***D	HAWAIIAN ELECTRIC INDUSTRIES INC MASTER PENSION TRUST	0	288.252	288.252
***D	HAWAIIAN ELECTRIC INDUSTRIES INC MASTER VEBIA TRUST	0	29.559	29.559
***D	SISTERS OF CHARITY OF LEAVENWORTH HEALTH SYSTEM MASTER TRUST	0	124.307	124.307
***D	ALASKA PERMANENT FUND CORPORATION	0	466.044	466.044
***D	ILMARINEN MUTUAL PENSION INSURANCE CO	0	4.890.000	4.890.000
***D	KOORMIN BANK ACTING AS TRUSTEE OF SAMSUNG EUROPEAN ESG SECURITIES MASTER INVESTMENT TRUST EQUITY	0	62.700	62.700
***D	PNPT INKA FONDS	0	420.917	420.917
***D	KOORMIN BANK ACTING AS TRUSTEE OF MIRAE ASSET TRIUMPH MULTI FACTO PRIVATELY PLACED MASTER	0	118.654	118.654
***D	INKA PBEAKK	0	1.058.974	1.058.974
***D	COMMONWEALTH OF PENNSYLVANIA PUBLIC SCHOOL EMPLOYEES RETIR	0	1.284.530	1.284.530
***D	IVY APOLLO MULTI ASSET INCOME FUND	0	79.400	79.400
***D	LOUISIANA STATE EMPLOYEES RETIREMENT SYSTEM	0	1.960.393	1.960.393
***D	PUBLIC EMPLOYEES RETIREMENT SYSTEM OF NEVADA	0	2.338.801	2.338.801
***D	PUBLIC EMPLOYEES RETIREMENT SYSTEM OF NEVADA	0	2.357.291	2.357.291
***D	RETIREMENT BENEFITS INVESTMENT FUND	0	79.716	79.716
***D	POOL REINSURANCE CO LTD	0	166.701	166.701
***D	PENN SERIES DEVELOPED INTERNATIONAL INDEX FUND	0	45.929	45.929
***D	BLACKROCK SOLUTIONS FUNDS ICAY	0	571.013	571.013
***D	PENSION RESERVES INVESTMENT TRUST FUND	0	10.426.203	10.426.203
***D	STATE OF SOUTH DAKOTA	0	23.364	23.364
***D	SOUTH DAKOTA RETIREMENT SYSTEM	0	306.399	306.399
***D	EMPLOYEES RETIREMENT SYSTEM OF THE STATE OF HAWAII	0	142.061	142.061
***D	SMITHFIELD FOODS MASTER TRUST	0	845	845
***D	THE HKSAR GOVERNMENT SCHOLARSHIP FUND	0	4.000	4.000
***D	SAN DIEGO GAS AND ELEC CO NUCLEAR FACILITIES QUAL DBC TRUST	0	89.011	89.011
***D	NAWTEST TRUSTEE AND DEPOSITARY SERVICES LIMITED AS TRUSTEE	0	225.393	225.393
***D	VOYA MULTI MANAGER INTERNATIONAL FACTORS FUND	0	167.909	167.909
***D	DUKE ENERGY QUALIFIED NUCLEAR DECOMMISSIONING	0	352.308	352.308
***D	QUALITY EDUCATION FUND	0	14.540	14.540
***D	INVESCO INTERNATIONAL DEVELOPED DYNAMIC MULTIFACTOR ETF	0	24.262	24.262
***D	PUBLIC EMPLOYEES RETIREMENT SYSTEM OF OHIO	0	994.799	994.799
***D	ADVANCE PLANNING LIMITED	0	27.655	27.655
***D	DIGNITY PRE ARRANGEMENT LIMITED	0	40.375	40.375
***D	INDIANA PUBLIC RETIREMENT SYSTEM	0	106.497	106.497
***D	ROBECO PORTFOLIO TRUST ROBECO BOSTON PARTNERS GLOBAL EQUITY	0	81.251	81.251
***D	UNIVERSAL INVESTMENT GESELLSCHAFTMBH ON BEHALF OF AERKSAR MASTERFONDS	0	65.000	65.000
***D	PUBLIC EMPLOYEES RETIREMENT ASSOCIATION OF NEW MEXICO	0	73.660	73.660
***D	BOARD OF PENSIONS OF THE EVANGELICAL LUTHERAN CHURCH IN AMERICA	0	60.217	60.217
***D	HSBC EUROPEAN FUND	0	61.316	61.316
***D	HSBC GLOBAL EQUITY VOLATILITY FOCUSED FUND	0	70.076	70.076
***D	HSBC INTERNATIONAL EQUITY INDEX FUND	0	123.503	123.503
***D	BRIDGEWATER ALL WEATHER SUSTAINABILITY LP	0	39.630	39.630
***D	UPS GROUP TRUST	0	22.135	22.135
***D	STICHTING BEDRIJFSTAKPENSIOENFONDS VOOR DE ZOETWARENINDUSTR	0	84.321	84.321
***D	STICHTING BEDRIJFSTAKPENSIOENFONDS VOOR HET	0	84.158	84.158
***D	DWS INVESTMENT GMBH	0	70.272	70.272
***D	FIRST PRIVATE INVESTMENT MANAGEMENT KAG MBH FIRST PRIVATE WEALTH	0	57.358	57.358
***D	ADVANCED SERIES TRUST AST ACADEMIC STRATEGIES ASSET ALLOCATION FORTFOLIO	0	407.119	407.119
***D	FLORIDA RETIREMENT SYSTEM	0	3.964.751	3.964.751

Azionisti: 3.534  
Azionisti in proprio: 27

Teste: 39  
Azionisti in delega: 3.507

Pagina 31





LISTA ESITO DELLE VOTAZIONE

Oggetto: Bilancio di esercizio al 31 dicembre 2022. Relazioni del Consiglio di Amministrazione, del Collegio Sindacale e della Società di revisione. FAVOREVOLI

Ragione Sociale	Proprio	Delega	Totale
*** PCIM QMA INTERNATIONAL DEVELOPED MARKETS INDEX FUND	0	28.753	28.753
*** ENERGY INSURANCE MUTUAL LIMITED	0	50.254	50.254
*** MIDDLETOWN WORKS HOURLY AND SALARIED UNION	0	22.159	22.159
*** METROPOLITAN LIFE INSURANCE COMPANY	0	352.768	352.768
*** IOWA PUBLIC EMPLOYEES RETIREMENT SYSTEM	0	223.357	223.357
*** BW ALLWEATHER SUSTAINABILITY 11 LP 992341	0	45.906	45.906
*** SHERIFFS PENSION AND RELIEF FUND	0	4.700	4.700
*** FIRST TRUST GLOBAL FUNDS PLC FIRST TRUST NASDAQ CLEAN EDGE SMART GRID INFRASTRUCTURE UCITS ETF	0	16.228	16.228
*** FLORIDA BIRTH RELATED NEUROLOGICAL INJURY COMPENSATION ASSOCIATION	0	46.245	46.245
*** ASR ANVULLLENDE ZIEKTEKOSTENVERZEKERING NV	0	7.232	7.232
*** ASR LEVENSVZERKERING NV	0	790.771	790.771
*** ASR SCHADEVERZEKERING NV	0	135.663	135.663
*** STICHTING ASR BEWAARDER	0	401.921	401.921
*** AMUNDI SGR SPA / AMUNDI RISPARMIO ITALIA	0	1.485.686	1.485.686
*** AMUNDI SGR SPA / AMUNDI SVILUPPO ITALIA	0	6.195.000	6.195.000
*** AMUNDI SGR SPA	0	3.742.234	3.742.234
*** AMUNDI SGR SPA	0	51.253	51.253
*** ETOILE ROTATION SECTORIELLE	0	22.358	22.358
*** ETOILE ACTIONS INTERNATIONALES	0	947.728	947.728
*** AMUNDI SGR SPA/AMUNDI ELITE MULTI ASSET FLEXIBLE	0	601.625	601.625
*** AMUNDI SGR SPA / AMUNDI BILANCIATO PIU'	0	141.654	141.654
*** ETOILE ACTIONS US POCHE ACTION	0	483.596	483.596
*** AMUNDI SGR SPA / OBBLIGAZIONARIO PIU' A DIS TRIBUZIONE	0	1.540.000	1.540.000
*** OFI INVEST ESG EQUITY CLIMATE	0	1.554.773	1.554.773
*** OFI INVEST ESG EURO EQUITY	0	3.124.407	3.124.407
*** SG DNCA ACTIONS EUROPE ISR	0	95.745	95.745
*** ANDROS	0	18.990	18.990
*** STAUBLI 80 20 - SGAM	0	6.091	6.091
*** BRIDGE BUILDER INT EQUITY FUND	0	424.751	424.751
*** ASTRAZENECA FONDS N2	0	7.573	7.573
*** AB CAP FUND, INC. - AB INTERNAT	0	1.031.993	1.031.993
*** GSK ACTIONS	0	9.888	9.888
*** METZLER INTERNATIONAL INVESTME	0	560.450	560.450
*** VOLKSWAGEN	0	6.708	6.708
*** SEI GLOBAL MASTER FUND PLC THE	0	62.509	62.509
*** SG DIVERSIFIE ISR PART 405	0	61.306	61.306
*** AB SICAV III - DYNAMIC ALL MAR	0	21.806	21.806
*** SG ACTIONS INTERNATIONALES ISR	0	121.127	121.127
*** ES OFI INVEST ESG ACTIONS CROI	0	250.000	250.000
*** KOKUSAI EQUITY INDEX FUND	0	256.960	256.960
*** HALEVY AZ	0	218.456	218.456
*** MORGAN STANLEY PATHWAY FUNDS	0	146.024	146.024
*** PASTEUR ISR	0	129.912	129.912
*** AFFINITY WORLD LEADERS EQUITY	0	14.484	14.484
*** AB SICAV I - ALL MARKET INCOME	0	60.100	60.100
*** OFI INVEST ACTIONS CROISSANCE	0	4.389	4.389
*** CUS BK JP-RE GL SUP DVD EQ MOT	0	7.100	7.100
*** SOGECAP PROTECTED EQUITIES	0	704.045	704.045
*** HALEVY AI	0	199.495	199.495
*** INVESTISSEMENT 101 AUTRES	0	34.409	34.409

*Handwritten signature or mark at the bottom right of the page.*

Assemblea Ordinaria del 10 maggio 2023

## LISTA ESITO DELLE VOTAZIONE

Oggetto: Bilancio di esercizio al 31 dicembre 2022. Relazioni del Consiglio di Amministrazione, del Collegio Sindacale e della Società di revisione.  
FAVOREVOLI

Badge	Ragione Sociale	Proprio	Delega	Totale
***D	BLK MAGI A SR TR-BLKRK GL INV	0	2.359	2.359
***D	UF 6 A	0	12.893	12.893
***D	AB SICAV I - EUROZONE EQUITY	0	2.123.323	2.123.323
***D	SG DNCA ACTIONS EUROPE CLIM	0	143.650	143.650
***D	IRCEC CASSETTE DIVERSIFIE	0	178.847	178.847
***D	AB SICAV I - EUROPEAN EQUITY	0	1.431.335	1.431.335
***D	DESTINATIONS EQUITY INCOME FUN	0	527.968	527.968
***D	AB SICAV I-SUSTAIN ALL MK PORT	0	25.730	25.730
***D	MAAF ASSURANCES SA	0	927.636	927.636
***D	FCP FONDATION MEDERIC ALZHEIME	0	27.573	27.573
***D	PROTEC BTP	0	12.760	12.760
***D	SILVER INVESCO EURO EQUITY	0	315.708	315.708
***D	LE FINISTERE ASSURANCE	0	923	923
***D	ALLIANZ RETRAITE	0	106.714	106.714
***D	AIM EQUITY EUROPE CANTONS	0	854.808	854.808
***D	ALLIANZ	0	55.000	55.000
***D	ALLIANZ IARD MULTI-ASSETS	0	426.904	426.904
***D	ALLIANZ	0	321.613	321.613
***D	ALLIANZ HOSPIT VAL DURABLES MA	0	750.000	750.000
***D	AB SICAV I - LOW VOLATILITY	0	105.147	105.147
***D	SEGALL BRYANT HAMIL INT FD	0	461	461
***D	SEB GENERATION PLUS THEODOR-HE	0	23.020	23.020
***D	LYXINDEX - LYXOR GLOBAL GENDER	0	91.551	91.551
***D	FASSON	0	407	407
***D	LYXOR-MSCI EMU ESG BROD CTB (D	0	588.939	588.939
***D	LYX IND FD-LYXOR CORE EURO STO	0	892.093	892.093
***D	LYX IND FD-LYXOR CORE STOXX	0	4.395.408	4.395.408
***D	EUROPAC INTERNAT DVD INCOME FD	0	400.000	400.000
***D	LYXINDEX FUND - LYXOR MSCI	0	776.106	776.106
***D	MULTI UNITS LUX-LYXOR CORE MSC	0	580.345	580.345
***D	NUVEEN GL NET ZERO TRANS ETF	0	9.580	9.580
***D	LYXOR CORE MSCI WORLD (DR) UCI	0	447.663	447.663
***D	DIVERSIFIE ACTIONS 50-65	0	6.997	6.997
***D	MUL- LYX FTSE IT ALL CAP	0	159.240	159.240
***D	OFI INVEST ESG ACTIONS CROISSA	0	630.000	630.000
***D	BRIDGE BUILDER TAX MAN INT EQ	0	1.051.096	1.051.096
***D	MUL-LYXOR MSCI WORLD CLIMATE	0	33.447	33.447
***D	OFI INVEST ESG DYNAMIQUE EURO	0	411.108	411.108
***D	LYXOR MSCI EUROPE ESG LEADERS	0	2.714.703	2.714.703
***D	OFI INVEST ESG EQUILIBRE EURO	0	444.698	444.698
***D	AB SICAV I-GL ESG IMPROV PORT	0	19.447	19.447
***D	OFI INVEST ESG PRUDENT EURO	0	180.166	180.166
***D	OFI INVEST EUROPE	0	30.087	30.087
***D	OFI INVEST ISR ACTIONS EURO	0	369.112	369.112
***D	BLACKROCK GLE ALLOCATION FUND	0	415.051	415.051
***D	OFI INVEST PATRIMOINE	0	69.964	69.964
***D	PSSF-PROGETTO AZIONE SOSTENIBI	0	10.090	10.090
***D	FER ACTIONS MONDE	0	374.315	374.315
***D	MUL-LYX NET ZERO 2050 SP WORLD	0	25.214	25.214
***D	ASI - PROGETTO AZIONE SOSTENIB	0	27.889	27.889

Pagina 33

Azionisti: 3.534 Teste: 39  
Azionisti in proprio: 27 Azionisti in delega: 3.507

112

*Usc. 2023.11.11*

## LISTA ESITO DELLE VOTAZIONE

Oggetto: Bilancio di esercizio al 31 dicembre 2022. Relazioni del Consiglio di Amministrazione, del Collegio Sindacale e della Società di revisione.  
FAVOREVOLI

Ragione Sociale	Proprio	Delega	Totale
**D OFI INVEST DIVERSIFIE	0	8.426	8.426
**D LIF-LYXOR MSCI WORLD CATHOL	0	92.206	92.206
**D ASI - PROGETTO CEDOLA 06 2023	0	11.284	11.284
**D OFI INVEST DYNAMIQUE MONDE M	0	896.296	896.296
**D OFI INVEST ISR VALEURS EURO	0	343.498	343.498
**D ASI - PROGETTO CEDOLA 07 2023	0	10.015	10.015
**D AFER PATRIMOINE	0	7.804	7.804
**D AMUNDI SOLUZ IV PROG CED 04 24	0	11.510	11.510
**D ASI - PROGETTO CEDOLA 09	0	14.081	14.081
**D AFER ACTIONS EURO ISR	0	3.789.630	3.789.630
**D OFI INVEST PERFORMANCE	0	19.636	19.636
**D OFI INVEST ISR PATRIMOINE MOND	0	11.834	11.834
**D OFI INVEST REBOND	0	5.588	5.588
**D OFI INVEST ISR VALEURS EUROPE	0	118.885	118.885
**D ASI - PROGETTO SVILUPPO ORIENT	0	84.577	84.577
**D OFI INVEST EQUILIBRE MONDE	0	479.540	479.540
**D ASI - PROGETTO SVILUPPO GLOBAL	0	178.401	178.401
**D AMUNDI BRIDGEWATER ALL WEATHER	0	1.634	1.634
**D ASI - PROGETTO AZIONE CIITA	0	121.000	121.000
**D AFS ICAY GLOBAL MULTI ASSET GR	0	13.398	13.398
**D ASI - PROGETTO AZIONE	0	7.014	7.014
**D AFS - MULTI-ASSET VARIO FUND	0	5.299	5.299
**D LYXOR MSCI EUROPE UCITS ETF	0	653.711	653.711
**D EMG EUROPE NUMERIC INVESTORS	0	128.500	128.500
**D ETOILE ACTIONS RENDEMENT ISR	0	589.185	589.185
**D ETOILE ENERGIE EUROPE	0	514.229	514.229
**D ASI - PROGETTO CEDOLA 10 2023	0	10.876	10.876
**D ASI - PROGETTO CEDOLA 12 2023	0	10.256	10.256
**D ASI - PROGETTO CEDOLA 01 2024	0	24.551	24.551
**D AMIF - EMU EQUITY	0	218.202	218.202
**D AMIF - EUROPEAN EQUITY	0	271.371	271.371
**D AIF-MULTI-ASSET TEODORICO	0	76.017	76.017
**D AIF- TACTICAL PORTFOLIO INCOME	0	59.781	59.781
**D AMUNDI TOTAL RETURN	0	69.852	69.852
**D ASI-PROG AZION CIITA FUTURE II	0	176.179	176.179
**D ASI - BILANCIATO PERCORSO ATT	0	75.672	75.672
**D ASI - BIL PERCORSO ATTIVO II	0	23.411	23.411
**D ASI - PROG AZIONE INFRAS SOST	0	3.012.249	3.012.249
**D ASI PROG AZ INFRASTRUTT SOS II	0	2.387.868	2.387.868
**D ASI BIL PER ATTIVO III	0	31.856	31.856
**D GLOBAL FUND-OFI INVEST ACT4	0	510.000	510.000
**D AM SF-EUR EQU OPTIMAL VOLAT	0	133.082	133.082
**D CS-INVESCO PAN EUROPEAN HIGH	0	226.887	226.887
**D AMUNDI AUSTRIA	0	521.663	521.663
**D BLKRR GL ALL PORT-BLKRK SRS FD	0	3.286	3.286
**D BLKRR GL ALL VI FD-BLKRK VAR S	0	102.738	102.738
**D AB_FCP I-GL VALUE PORT	0	2.669.340	2.669.340
**D CUS BK JP-RE NIK CS GL HGH YLD	0	163.500	163.500
**D BLKRR GL ALL FD(AUST)LEVEL	0	6.624	6.624
**D CUS BK JP-RE GL INF EQ MOT FD	0	117.880	117.880

Pagina 34

Azionisti: 3.534 Teste: 39  
Azionisti in proprio: 27 Azionisti in delega: 3.507

## LISTA ESITO DELLE VOTAZIONE

Objetto: Bilancio di esercizio al 31 dicembre 2022. Relazioni del Consiglio di Amministrazione, del Collegio Sindacale e della Società di revisione.  
FAVOREVOLI

Badge	Ragione Sociale	Proprio	Delega	Totale
**D	CUS BK JP-RE GL HIGH YIELD PUR	0	323.757	323.757
**D	AB FCP I - DYN DIVIDED FORT	0	15.080	15.080
**D	NUVEEN GL INV FD-NUV GL CL INF	0	382.620	382.620
**D	EQUI-DEVELOPPEMENT DURABLE	0	120.000	120.000
**D	BANKINTER GESTION DE ACTIVOS..	0	5.773.403	5.773.403
**D	STOK ERIK	0	10	10
**D	J SUNDERMEIJER BEHEER B V	0	2.000	2.000
**D	MLC INVESTMENTS, MLC LIMITED	0	250.838	250.838
**D	MLC INVESTMENTS, MLC LIMITED	0	161.655	161.655
**D	EQUIFSUPER	0	219.954	219.954
**D	MFAA SUPERANNUATION FUND	0	167.766	167.766
**D	LGIASUPER	0	372.543	372.543
**D	MLC INVESTMENTS, MLC LIMITED	0	215.454	215.454
**D	PRIME SUPER	0	36.116	36.116
**D	SPAR NORD BANK	0	5.478.000	5.478.000
**D	SUNCORP FUNDS PTY LTD	0	23.186	23.186
**D	UBS ASSET MANAGEMENT (AUSTRALIA) LTD	0	369.626	369.626
**D	FONDATION BOTNAR	0	458.083	458.083
**D	UBS FUND MANAGEMENT (SWITZERLAND) AG.	0	279.961	279.961
**D	CREDIT SUISSE FUNDS AG	0	77.693	77.693
**D	CREDIT SUISSE FUNDS AG	0	99.714	99.714
**D	NORGES BANK	0	1.883.378	1.883.378
**D	GOVERNMENT OF NORWAY	0	168.123.756	168.123.756
**D	ASSET MANAGEMENT EXCHANGE UCITS CCF	0	1.567.757	1.567.757
**D	ASSET MANAGEMENT EXCHANGE UCITS CCF	0	511.632	511.632
**D	LEGAL AND GENERAL CCF	0	341.715	341.715
**D	SCHLUMBERGER COMMON INVESTMENT FUND LIMITED	0	60.882	60.882
**D	GIC PRIVATE LIMITED	0	232.305	232.305
**D	BANK OF BOTSWANA.	0	60.659	60.659
**D	GENERAL ORGANISATION FOR SOCIAL INSURANCE	0	5.823.401	5.823.401
**D	INTER-AMERICAN DEVELOPMENT BANK STAFF RETIREMENT FUND	0	179.780	179.780
**D	INTERNATIONAL MONETARY FUND RETIRED STAFF BENEFITS INVESTMENT ACCOUNT	0	13.765	13.765
**D	INTER-AMERICAN DEVELOPMENT BANK POST-RETIREMENT BENEFITS FUN	0	83.295	83.295
**D	CHURCH OF ENGLAND INVESTMENT FUND FOR PENSIONS	0	541.901	541.901
**D	WHEELS COMMON INVESTMENT FUND.	0	21.539	21.539
**D	STICHTING BEDRIJFSTAKPENSIOENFONDS VOOR DE DETAILHANDEL	0	2.899.971	2.899.971
**D	LEGAL & GENERAL DIVERSIFIED FUND	0	9.147	9.147
**D	PREMIER MITON EUROPEAN EQUITY INCOME FUND	0	17.781	17.781
**D	LEGAL AND GENERAL EUROPEAN EQUITY INDEX FUND	0	3.784.452	3.784.452
**D	LEGAL AND GENERAL GLOBAL EQUITY INDEX FUND	0	41.876	41.876
**D	LEGAL & GENERAL FUTURE WORLD CLIMATE CHANGE EQUITY FACTORS I	0	187.969	187.969
**D	LEGAL & GENERAL FUTURE WORLD ESG DEVELOPED INDEX FUND	0	146.589	146.589
**D	LEGAL & GENERAL FUTURE WORLD ESG EUROPE EX UK INDEX FUND	0	66.210	66.210
**D	JUPITER RESPONSIBLE INCOME FUND..	0	273.608	273.608
**D	LEGAL & GENERAL MULTI-ASSET TARGET RETURN FUND	0	186.949	186.949
**D	LEGAL AND GENERAL INTERNATIONAL INDEX TRUST	0	580.724	580.724
**D	PREMIER MITON GLOBAL INFRASTRUCTURE INCOME FUND	0	425.000	425.000
**D	OSMOSIS UCITS CCF	0	34.226	34.226
**D	PERMANENT FUND INVESTMENTS LLC	0	86.311	86.311
**D	KBI GLOBAL INVESTMENT FUND	0	117.673	117.673



LISTA ESITO DELLE VOTAZIONE

Oggetto: Bilancio di esercizio al 31 dicembre 2022. Relazioni del Consiglio di Amministrazione, del Collegio Sindacale e della Società di revisione. FAVOREVOLI

Badge	Regione Sociale	Proprio	Delega	Totale
**D	BARCLAYS MULTI-MANAGER FUND PLC	0	90.097	90.097
**D	LEGAL & GENERAL ICAV.	0	264.197	264.197
**D	STATE STREET GLOBAL ADVISORS GROSS ROLL UP UNIT TRUST	0	64.595	64.595
**D	PRESCIENT ICAV	0	97.569	97.569
**D	MONTLAKE UCITS PLATFORM ICAV..	0	187.466	187.466
**D	ATLAS GLOBAL INFRASTRUCTURE UCITS ICAV	0	23.569.306	23.569.306
**D	KBI FUNDS ICAV	0	21.954.249	21.954.249
**D	NORTHERN TRUST UCITS FGR FUND	0	1.027.965	1.027.965
**D	VERDIPAPIRONDET KLP AKSJEGLOBAL INDEX 1	0	2.231.943	2.231.943
**D	VERDIPAPIRONDET KLP AKSJEUROPA INDEKS 1	0	508.628	508.628
**D	LEGAL & GENERAL SICAV.	0	29.992	29.992
**D	THE PENSION BOARDS-UNITED CHURCH OF CHRIST INC.	0	33.516	33.516
**D	NORTHERN TRUST COMMON ALL COUNTRY WORLD INDEX (ACWI) EX-US F	0	420.716	420.716
**D	NORTHERN TRUST COMMON EAFE INDEX FUND - LENDING	0	411.227	411.227
**D	THE COCA-COLA COMPANY MASTER RETIREMENT TRUST.	0	87.611	87.611
**D	CITY OF PHILADELPHIA PUBLIC EMPLOYEES RETIREMENT SYSTEM.	0	1.040.823	1.040.823
**D	FRESNO COUNTY EMPLOYEES' RETIREMENT ASSOCIATION.	0	611.590	611.590
**D	UECW UNION AND PARTICIPATING FOOD INDUSTRY EMPLOYERS TRI-STA	0	10.874	10.874
**D	1199 HOME CARE EMPLOYEES PENSION FUND	0	99.574	99.574
**D	1199SEIU HEALTH CARE EMPLOYEES PENSION FUND	0	2.779.934	2.779.934
**D	1199 SEIU GREATER NEW YORK PENSION FUND	0	371.871	371.871
**D	GLOBAL DEVELOPED MARKET PASSIVE EQUITY FUND	0	82.396	82.396
**D	NEW IRELAND ASSURANCE COMPANY PLC.	0	4.164.531	4.164.531
**D	BT WHOLESALE MULTI-MANAGER INTERNATIONAL SHARE FUND	0	73.697	73.697
**D	BT INTERNATIONAL SHARES INDEX FUND	0	673.817	673.817
**D	WSP INTERNATIONAL EQUITIES TRUST	0	302.630	302.630
**D	STICHTING PENSIOENFONDS SAGITARIUS	0	200.080	200.080
**D	STICHTING HEINEKEN PENSIOENFONDS	0	90.906	90.906
**D	STICHTING PME PENSIOENFONDS	0	1.933.813	1.933.813
**D	PUBLIC EMPLOYEES RETIREMENT ASSOCIATION OF COLORADO	0	9.328.650	9.328.650
**D	FUTURE FUND BOARD OF GUARDIANS FOR AND ON BEHALF OF FUTURE F	0	1.954.999	1.954.999
**D	FUTURE FUND BOARD OF GUARDIANS FOR AND ON BEHALF OF FUTURE F	0	8.855.689	8.855.689
**D	MRFF INVESTMENT COMPANY NO. 2 PTY LTD	0	524.166	524.166
**D	FUTURE FUND BOARD OF GUARDIANS FOR AND ON BEHALF OF THE MEDI.	0	1.274.779	1.274.779
**D	FUTURE FUND BOARD OF GUARDIANS FOR AND ON BEHALF OF THE MEDI.	0	89.408	89.408
**D	NORTHERN TRUST UCITS COMMON CONTRACTUAL FUND	0	3.971.238	3.971.238
**D	COLONIAL FIRST STATE INVESTMENT FUND 50	0	116.131	116.131
**D	COMMONWEALTH GLOBAL SHARES FUND 30	0	185.256	185.256
**D	COMMONWEALTH GLOBAL SHARES FUND	0	1.893.510	1.893.510
**D	COLONIAL FIRST STATE WHOLESAL INDEXED GLOBAL SHARE FUND.	0	358.387	358.387
**D	UNITED NATIONS RELIEF AND WORKS AGENCY FOR PALESTINE REFUGEE	0	35.398	35.398
**D	THOMAS L. WALTON FAMILY TRUST UAD 03/1 9/13	0	74.460	74.460
**D	S. ROBSON WALTON 2010 TRUST	0	98.072	98.072
**D	MATT J. WOLLMAN REV TRUST.	0	818	818
**D	S. ROBSON WALTON 2009 GRAT NO. 4 ARTICLE II TRUST	0	43.556	43.556
**D	ZOMA FOUNDATION	0	96.154	96.154
**D	IBM PERSONAL PENSION PLAN TRUST	0	20.193	20.193
**D	IBM PERSONAL PENSION PLAN TRUST	0	3.184	3.184
**D	JTW TRUST NO. 3 UAD 9/19/02..	0	44.560	44.560
**D	NORTHERN TRUST COMMON EAFE INDEX FUND NON-LENDING	0	1.179.460	1.179.460

Handwritten signature at the bottom right of the page.



LISTA ESITO DELLE VOTAZIONE

Oggetto: Bilancio di esercizio al 31 dicembre 2022. Relazioni del Consiglio di Amministrazione, del Collegio Sindacale e della Società di revisione. FAVOREVOLI

Badge	Ragione Sociale	Proprio	Delega	Totale
**D	JOSHUA GREEN CORPORATION	0	12.576	12.576
**D	MOZILLA CORPORATION	0	16.365	16.365
**D	THE AVI CHAI FOUNDATION.	0	16.480	16.480
**D	ALW 2010 FAMILY TRUST	0	507.717	507.717
**D	CHICAGO TRANSIT AUTHORITY RETIREE HEALTHCARE TRUST	0	104.406	104.406
**D	DB RESIDUARY TRUST FOR MELANIE B. WERL U/I DATED SEPTEMBER 3.	0	1.875	1.875
**D	ACORN 1998 TRUST	0	3.559	3.559
**D	DB RESIDUARY TRUST FOR JOEL G. BROIDA	0	1.876	1.876
**D	DB RESIDUARY TRUST FOR MARNIA J. BROIDA	0	1.874	1.874
**D	EMPLOYEES' RETIREMENT PLAN OF THE DIOCESE OF ARLINGTON	0	33.613	33.613
**D	DB RESIDUARY TRUST FOR RICHARD A. BROIDA	0	1.879	1.879
**D	STEPHEN N POTTER TRUST	0	948	948
**D	NORTHERN TRUST COMMON ALL COUNTRY WORLD EX-US INVESTABLE MAR	0	387.170	387.170
**D	IMPACTASSETS INC	0	71.291	71.291
**D	NATIONAL PHILANTHROPIC TRUST	0	767.054	767.054
**D	PROBSTERIAN CHURCH IN AMERICA 403(B) (9) RETIREMENT PLAN	0	45.905	45.905
**D	UNITED SERVICES AUTOMOBILE ASSOCIATION	0	34.966	34.966
**D	HONG KONG SPECIAL ADMINISTRATIVE REGION GOVERNMENT EXCHANGE	0	7.207.046	7.207.046
**D	HOSPITAL AUTHORITY PROVIDENT FUND SCHEME	0	67.067	67.067
**D	HONG KONG SPECIAL ADMINISTRATIVE REGION GOVERNMENT EXCHANGE	0	958.322	958.322
**D	BEAT DRUGS FUND ASSOCIATION	0	10.589	10.589
**D	THE FONDO DE PENSEES	0	77.212	77.212
**D	FJ INVESTMENTS LLC	0	347.844	347.844
**D	EVA VALLEY WA1 LLC..	0	53.499	53.499
**D	FIDLER PARTNERS LLC	0	4.977	4.977
**D	FOURTH AVENUE INVESTMENT COMPANY	0	44.768	44.768
**D	CARNELIAN INVESTMENT MANAGEMENT LLC.	0	159.857	159.857
**D	CYMI EQUITY L.P	0	20.029	20.029
**D	CARROLL AVENUE PARTNERS LLC	0	3.325	3.325
**D	DILLON MARKETABLE SECURITIES COMMON TRUST FUND.	0	36.646	36.646
**D	DFI LP EQUITY (PASSIVE	0	5.224	5.224
**D	DYNASTY INVEST LTD	0	20.711	20.711
**D	DELFINCO LP	0	47.720	47.720
**D	SENTINEL INTERNATIONAL FUND	0	12.074	12.074
**D	STATES OF GUERNSEY ACTING BY AND THROUGH THE POLICY AND RESO	0	1.196	1.196
**D	SENTINEL INTERNATIONAL TRUST	0	79.545	79.545
**D	SLW PORTFOLIO LLC	0	16.597	16.597
**D	SOLARI-LANE TRUST	0	17.702	17.702
**D	PRO-GEN INVESTMENTS LLC	0	10.816	10.816
**D	PROVIDENCE ST. JOSEPH HEALTH LONG TERM PORTFOLIO	0	23.379	23.379
**D	OMEGA FEIP LIMITED PARTNERSHIP..	0	33.136	33.136
**D	ARTISFARE 2005 TRUST NO. 2	0	21.415	21.415
**D	ADM LIQUID LLC..	0	146.024	146.024
**D	ROTHKO ALL COUNTRIES WORLD EX-US EQUITY FUND L.P.	0	10.687	10.687
**D	BERNSTEIN TAX-MANAGED GLOBAL STYLE BLEND SERIES	0	131.749	131.749
**D	CINDY SPRINGS LLC.	0	189.920	189.920
**D	THE HARRY L. BRADLEY JR. TRUSTS MASTER INVESTMENT PARTNERSHI	0	26.693	26.693
**D	INTERNATIONAL EQUITY FUND LLC	0	103.798	103.798
**D	THE JUT MASTER INVESTMENT PARTNERSHIP LLP C/O JACOBUS WEALTH MANAGEMENT	0	62.358	62.358
**D	LTW INVESTMENTS LLC	0	928.576	928.576

Handwritten signature at the bottom right of the page.



LISTA ESITO DELLE VOTAZIONE

Oggetto: Bilancio di esercizio al 31 dicembre 2022. Relazioni del Consiglio di Amministrazione, del Collegio Sindacale e della Società di revisione. FAVOREVOLI

Badge	Ragione Sociale	Proprio	Delega	Totale
**D	LEHMAN-STAMM FAMILY PARTNERS LLC	0	2.670	2.670
**D	LEGAL & GENERAL MSCI RAPE FUND LLC	0	556.020	556.020
**D	LAKE AVENUE INVESTMENTS LLC	0	74.320	74.320
**D	MACKENZIE GLOBAL ENVIRONMENTAL EQUITY MASTER FUND (CAYMAN) L	0	181.750	181.750
**D	METIS EQUITY TRUST.	0	237.331	237.331
**D	MF INTERNATIONAL FUND LLC	0	15.300	15.300
**D	LUNA LLC	0	6.106	6.106
**D	THE GRAUSTEIN TRUSTS PARTNERSHIP	0	3.365	3.365
**D	HASLAM FAMILY INVESTMENT PARTNERSHI	0	1.321	1.321
**D	INTERNATIONAL EXPATRIATE BENEFIT MASTER TRUST	0	30.577	30.577
**D	GLOBAL BOND FUND	0	168.321	168.321
**D	ZOMA CAPITAL PORTFOLIO LLC	0	217.369	217.369
**D	AVALON PORTFOLIO II LLC	0	1.786	1.786
**D	FCM INTERNATIONAL LLC	0	33.526	33.526
**D	CBRE CLARION REAL ASSET LONG/SHORT FUNDLP	0	5.510	5.510
**D	801 INVESTMENTS LLC	0	25.102	25.102
**D	THYSSEN GLOBAL INVESTMENTS CORP.	0	6.784	6.784
**D	STRATEGIC GLOBAL BALANCED TRUST	0	5.303	5.303
**D	MFC INTERNATIONAL FUND LLC	0	12.596	12.596
**D	VIRGINIA C. MARS REVOCABLE TRUST DATED AUGUST 6 1991	0	2.045	2.045
**D	WAM INVESTMENTS LLC	0	8.670	8.670
**D	SILVER GROWTH FUND LP	0	11.626	11.626
**D	ATIVO INTERNATIONAL EQUITY FUND LP	0	92.430	92.430
**D	ASCENSION ALPHA FUND LLC.	0	102.828	102.828
**D	LONGVIEW INTERNATIONAL VALUE EQUITY COLLECTIVE FUND LONGVIEW INTERNATIONAL VALUE EQUITY COLLECTIVE FUND	0	202.217	202.217
**D	GOVERNMENT OF GUAM RETIREMENT FUND	0	383.087	383.087
**D	LEGAL & GENERAL MSCI RAPE SL FUND LLC	0	621.785	621.785
**D	K INVESTMENTS SH LIMITED.	0	721.952	721.952
**D	SANFORD C. BERNSTEIN & CO DBT INTERNATIONAL VALUE SERIES	0	237.513	237.513
**D	BERNSTEIN GLOBAL STYLE BLEND SERIES.	0	43.973	43.973
**D	UNITED NATIONS JOINT STAFF PENSION FUND.	0	5.650.000	5.650.000
**D	INTERNATIONAL MONETARY FUND STAFF RETIREMENT PLAN	0	169.347	169.347
**D	INTERNATIONAL MONETARY FUND STAFF RETIREMENT PLAN	0	52.148	52.148
**D	NGEE ANN POLYTECHNIC	0	6.476	6.476
**D	NATIONAL COUNCIL FOR SOCIAL SECURITY FUND PRC	0	11.059	11.059
**D	NATIONAL COUNCIL FOR SOCIAL SECURITY FUND PRC	0	494.510	494.510
**D	NATIONAL COUNCIL FOR SOCIAL SECURITY FUND PRC	0	560.605	560.605
**D	NATIONAL COUNCIL FOR SOCIAL SECURITY FUND PRC	0	991.573	991.573
**D	CHEVRON UK PENSION PLAN	0	32.975	32.975
**D	BAE SYSTEMS PENSION SCHEME	0	2.391.024	2.391.024
**D	MINERWORKERS' PENSION SCHEME	0	812.965	812.965
**D	FIDELITY SALEM STREET TRUST: FIDELITY FLEX INTERNATIONAL INDEX FUND	0	511.781	511.781
**D	FIDELITY INVESTMENT TRUST: FIDELITY INTERNATIONAL VALUE FUND	0	209.100	209.100
**D	FIDELITY SALEM STREET TRUST: FIDELITY SERIES GLOBAL EX-U.S. INDEX FUND	0	11.759.503	11.759.503
**D	FIDELITY SALEM STREET TRUST: FIDELITY INTERNATIONAL SUSTAINABILITY IND EX FUND	0	247.124	247.124
**D	WITTINGTON ASSET MANAGEMENT LIMITED	0	55.403	55.403
**D	NEW ZEALAND SUPERANNUATION FUND.	0	220.964	220.964
**D	STATE UNIVERSITIES RETIREMENT SYSTEM OF ILLINOIS	0	3.217.146	3.217.146
**D	COMMONWEALTH SUPERANNUATION CORPORATION AS TRUSTEE FOR ARIA	0	232.551	232.551
**D	MERCER PASSIVE INTERNATIONAL SHARES FUND	0	401.145	401.145

Azionisti: 3.534  
 Azionisti in proprio: 27  
 Azionisti in delega: 3.507

Pagina 38

39  
 3.507

*Handwritten signature*

117

## LISTA ESITO DELLE VOTAZIONE

Oggetto: Bilancio di esercizio al 31 dicembre 2022. Relazioni del Consiglio di Amministrazione, del Collegio Sindacale e della Società di revisione.  
FAVOREVOLI

Badge	Ragione Sociale	Proprio	Delega	Totale
**D	MERGER PASSIVE SUSTAINABLE INTERNATIONAL SHARES FUND	0	55.016	55.016
**D	QIC LISTED EQUITIES FUND	0	1.081.848	1.081.848
**D	NT WORLD GREEN TRANSITION INDEX FUND	0	8.518	8.518
**D	COMMONWEALTH GLOBAL INFRASTRUCTURE SECURITIES FUND 1.	0	2.376.916	2.376.916
**D	QIC INTERNATIONAL EQUITIES FUND.	0	249.393	249.393
**D	QIC INTERNATIONAL EQUITIES FUND.	0	66.644	66.644
**D	SUPERANNUATION FUNDS MANAGEMENT CORPORATION OF SOUTH AUSTRAL	0	52.544	52.544
**D	ATLAS INFRASTRUCTURE AUSTRALIAN FEEDER FUND	0	1.627.257	1.627.257
**D	MORRISON & CO HIGH CONVICTION INFRASTRUCTURE FUND	0	6.162	6.162
**D	MERGER GLOBAL LISTED INFRASTRUCTURE FUND	0	206.867	206.867
**D	GOVERNMENT EMPLOYEES SUPERANNUATION BOARD.	0	330.537	330.537
**D	HRW TESTAMENTARY TRUST NO. 6	0	10.029	10.029
**D	LAZARD/WILMINGTON INTL EQUITY FORT	0	748.682	748.682
**D	HRW TRUST NO. 3 UAD 01/17/03	0	39.490	39.490
**D	HRW TESTAMENTARY TRUST NO. 12.	0	57.343	57.343
**D	HRW TESTAMENTARY TRUST NO. 5	0	32.649	32.649
**D	HRW TRUST NO. 4 UAD 01/17/03	0	33.778	33.778
**D	HRW TESTAMENTARY TRUST NO. 7.	0	54.593	54.593
**D	HRW TESTAMENTARY TRUST NO. 2	0	32.139	32.139
**D	HRW TESTAMENTARY TRUST NO. 8..	0	26.066	26.066
**D	HRW TESTAMENTARY TRUST NO. 9.	0	46.017	46.017
**D	STEWART L. WALTON FAMILY TRUST UAD 03/19/13	0	79.233	79.233
**D	XPO LOGISTICS RETIREMENT MASTER TRUST	0	56.987	56.987
**D	THE MEDICAL AND DENTAL DEFENCE UNION OF SCOTLAND	0	102.399	102.399
**D	MICHIGAN CATHOLIC CONFERENCE MASTER PENSION TRUST	0	32.165	32.165
**D	STATE OF IDAHO ENDORSEMENT FUND INVESTMENT BOARD.	0	126.611	126.611
**D	JTW TRUST NO. 4 UAD 9/19/02..	0	43.665	43.665
**D	JTW TRUST NO. 1 UAD 9/19/02..	0	25.713	25.713
**D	JTW TRUST NO. 5 UAD 9/19/02..	0	20.482	20.482
**D	JTW TRUST NO. 2 UAD 9/19/02..	0	37.736	37.736
**D	ARVEST FOUNDATION	0	5.769	5.769
**D	ALUMBRA INNOVATIONS FOUNDATION	0	49.547	49.547
**D	FORD MOTOR COMPANY DEFINED BENEFIT MASTER TRUST..	0	33.420	33.420
**D	FORD MOTOR COMPANY DEFINED BENEFIT MASTER TRUST..	0	47.736	47.736
**D	ESSENTIA HEALTH	0	24.229	24.229
**D	TRUST UNDER EXECUTIVE BENEFIT PLAN(S) FOR CERTAIN BELLSOUTH.	0	13.011	13.011
**D	BELLSOUTH CORPORATE TRUST UNDER EXECUTIVE BENEFIT PLAN(S).	0	52.239	52.239
**D	CLINTON NUCLEAR POWER PLANT QUALIFIED FUND.	0	16.691	16.691
**D	NORTHERN FUNDS INTERNATIONAL GROWTH EQUITY FUND.	0	76.067	76.067
**D	CYSTIC FIBROSIS FOUNDATION.	0	159.687	159.687
**D	COMBUSTION ENGINEERING 524 (G) ASBESTOS PI TRUST	0	13.108	13.108
**D	BELLSOUTH TELECOMMUNICATIONS INC. TRUST UNDER EXECUTIVE BENE.	0	219.004	219.004
**D	EMERSON ELECTRIC CO RETIREMENT MASTER TRUST	0	58.734	58.734
**D	CONSTELLATION PEACH BOTTOM UNIT 1 QUALIFIED FUND	0	690	690
**D	MICHIGAN CATHOLIC CONFERENCE	0	18.795	18.795
**D	NORTHERN MULTI MANAGER GLOBAL LISTED INFRASTRUCTURE FUND	0	2.150.971	2.150.971
**D	S. ROBSON WALTON 1999 CHILDRENS TRUST	0	37.969	37.969
**D	ACTIVE M INTERNATIONAL EQUITY FUND	0	500.471	500.471
**D	NORTHERN FUNDS - INTERNATIONAL EQUITY INDEX FUND	0	2.306.766	2.306.766
**D	THE NEMOURS FOUNDATION PENSION PLAN	0	20.861	20.861

Azionisti: 3.534  
Azionisti in proprio: 27

Teste: 39  
Azionisti in delega: 3.507

Pagina 39





LISTA ESITO DELLE VOTAZIONE

Oggetto: Bilancio di esercizio al 31 dicembre 2022. Relazioni del Consiglio di Amministrazione, del Collegio Sindacale e della Società di revisione. FAVOREVOLI

Badge	Ragione Sociale	Proprio	Delega	Totale
**D	NEMOURS FOUNDATION	0	9.861	9.861
**D	NORTHERN GLOBAL SUSTAINABILITY INDEX FUND	0	464.316	464.316
**D	NATWEST TRUSTEE AND DEPOSITARY SERVICES LIMITED AS TRUSTEE O	0	40.020	40.020
**D	THE BOARD OF THE PENSION PROTECTION FUND RENAISSANCE	0	1.685.091	1.685.091
**D	PRESBYTERIAN CHURCH (USA) FOUNDATION	0	238.645	238.645
**D	PROVIDENCE HEALTH & SERVICES CASH BALANCE RETIREMENT PLAN TR.	0	4.615	4.615
**D	NATIONAL RAILROAD RETIREMENT INVESTMENT TRUST	0	132.773	132.773
**D	NTCC COLLECTIVE FUNDS FOR EMPLOYEE BENEFIT TRUSTS	0	1.549.115	1.549.115
**D	PROVIDENCE HEALTH & SERVICES AND SWEDISH HEALTH SERVICES MAS	0	7.922	7.922
**D	NORTHERN TRUST GLOBAL INVESTMENTS COLLECTIVE FUNDS TRUST	0	17.387.978	17.387.978
**D	THE TRUSTEES OF THE HENRY SMITH CHARITY	0	163.545	163.545
**D	HRW TESTAMENTARY TRUST NO. 1	0	70.769	70.769
**D	HRW TESTAMENTARY TRUST NO. 3	0	19.837	19.837
**D	ZURICH FINANCIAL SERVICES UK PENSION SCHEME	0	886.912	886.912
**D	HRW TRUST NO. 2 UAD 01/17/03	0	69.675	69.675
**D	HRW TRUST NO. 1 UAD 01/17/03	0	71.701	71.701
**D	HRW TESTAMENTARY TRUST NO. 10..	0	24.736	24.736
**D	HRW TESTAMENTARY TRUST NO. 11.	0	40.943	40.943
**D	W. K. KELLOGG FOUNDATION TRUST	0	78.570	78.570
**D	HRW TESTAMENTARY TRUST NO. 4..	0	32.492	32.492
**D	SHELBY COUNTY OPEB TRUST	0	29.006	29.006
**D	OHIO POLICE AND FIRE PENSION FUND	0	2.561.819	2.561.819
**D	STATE OF UTAH SCHOOL AND INSTITUTIONAL TRUST FUNDS TRUST FUNDS	0	61.643	61.643
**D	SHELBY COUNTY TENNESSEE RETIREMENT SYSTEM	0	134.895	134.895
**D	WATER AND POWER EMPLOYEES' RETIREMENT PLAN	0	527.248	527.248
**D	ALFRED I. DUPONT CHARITABLE TRUST	0	150.458	150.458
**D	DUKE ENERGY CORPORATION MASTER RETIREMENT TRUST	0	117.661	117.661
**D	CSAA INSURANCE EXCHANGE	0	45.852	45.852
**D	EMPLOYEES RETIREMENT FUND OF THE CITY OF DALLAS	0	37.871	37.871
**D	MUNICIPAL EMPLOYEES ANNUITY AND BENEFIT FUND OF CHICAGO	0	12.026	12.026
**D	BRITISH COAL STAFF SUPERANNUATION SCHEME	0	279.912	279.912
**D	ILLINOIS MUNICIPAL RETIREMENT FUND	0	189.609	189.609
**D	LOS ANGELES CITY EMPLOYEES' RETIREMENT SYSTEM	0	2.453.053	2.453.053
**D	CITY OF LOS ANGELES FIRE AND POLICE PENSION PLAN	0	679.691	679.691
**D	BAPTIST FOUNDATION OF TEXAS.	0	101.446	101.446
**D	GENERAL PENSION AND SOCIAL SECURITY AUTHORITY	0	182.905	182.905
**D	GENERAL PENSION AND SOCIAL SECURITY AUTHORITY	0	183.538	183.538
**D	GUIDESTONE FUNDS INTERNATIONAL EQUITY INDEX FUND.	0	380.480	380.480
**D	SPARTAN GROUP TRUST FOR EMPLOYEE BENEFIT PLANS.	0	6.449.873	6.449.873
**D	STICHTING INSTITUUT GAK	0	24.247	24.247
**D	WYOMING RETIREMENT SYSTEM	0	46.882	46.882
**D	GARRISON PROPERTY AND CASUALTY INSURANCE COMPANY	0	21.189	21.189
**D	MASTER TRUST AGREEMENT UNDER VARIOUS EMPLOYEE BENEFIT PLANS	0	25.369	25.369
**D	UTAH STATE RETIREMENT SYSTEMS	0	962.642	962.642
**D	USAA GENERAL INDEMNITY COMPANY	0	37.414	37.414
**D	USAA CASUALTY INSURANCE COMPANY	0	54.945	54.945
**D	CITY OF TALLAHASSEE	0	215.210	215.210
**D	FORD MOTOR COMPANY OF CANADA LIMITED PENSION TRUST	0	15.213	15.213
**D	CMA IMPACT INC.	0	632.798	632.798
**D	PUBLIC SECTOR PENSION INVESTMENT BOARD.	0	4.451.158	4.451.158

119

Handwritten signature at the bottom right.


## LISTA ESITO DELLE VOTAZIONE

Oggetto: Bilancio di esercizio al 31 dicembre 2022. Relazioni del Consiglio di Amministrazione, del Collegio Sindacale e della Società di revisione. FAVOREVOLI

Badge	Ragione Sociale	Proprio	Delega	Totale
**D	IWA - FOREST INDUSTRY PENSION PLAN 2100	0	486.190	486.190
**D	JO HAMBRO CAPITAL MANAGEMENT UMBRELLA FUND PLC	0	1.071.573	1.071.573
**D	BLACKROCK AUTHORIZED CONTRACTUAL SCHEME I	0	16.661.601	16.661.601
**D	ACS 30:70 GLOBAL EQUITY TRACKER FUND	0	196.878	196.878
**D	BRITISH COLUMBIA INVESTMENT MANAGEMENT CORPORATION.	0	211.305	211.305
**D	LONDON IGPS CIV AUTHORIZED CONTRACTUAL SCHEME.	0	103.594	103.594
**D	STATE TEACHERS RETIREMENT SYSTEM OF OHIO	0	4.190.436	4.190.436
**D	FIDELCOMISO FONDO DE AHORRO DE PANAMA	0	32.963	32.963
**D	IGPS CENTRAL AUTHORIZED CONTRACTUAL SCHEME..	0	3.347.209	3.347.209
**D	AUSTRALIAN RETIREMENT TRUST	0	9.306.180	9.306.180
**D	LF WALES PENSION PARTNERSHIP (WALES PF) ASSET POOLING ACS UMBRELLA	0	3.551.838	3.551.838
**D	THE LF ACCESS POOL AUTHORIZED CONTRACTUAL SCHEME	0	2.048.731	2.048.731
**D	THE LF ACCESS POOL AUTHORIZED CONTRACTUAL SCHEME	0	144.150	144.150
**D	BLACKROCK UCITS CCF. BLACKROCK ASSET MANAGEMENT IRELAND LIMITED	0	916.169	916.169
**D	WEST YORKSHIRE PENSION FUND	0	1.750.000	1.750.000
**D	CLEARWATER INTERNATIONAL FUND	0	51.325	51.325
**D	MERSEYSIDE PENSION FUND	0	230.126	230.126
**D	KOMMUNAL LANDSPENSJONSKASSE GJENSIDIG FORSTKRINGSSELSKAP	0	1.212.273	1.212.273
**D	AMF TJANSTEFENSION AB	0	1.309.230	1.309.230
**D	ELO MUTUAL PENSION INSURANCE COMPANY ELO MUTUAL PENSION INSURANCE COMPANY	0	1.170.515	1.170.515
**D	STICHTING KONINGIN WILHELMINA FONDS VOOR DE NEDERLANDSE KENK	0	29.475	29.475
**D	STICHTING PENSIOENFONDS OPENBARE BIBLIOTHEKEN	0	112.190	112.190
**D	UNIVEST.	0	266.839	266.839
**D	STICHTING PENSIOENFONDS PGB	0	2.254.325	2.254.325
**D	STICHTING BEDRIJFSTAKPENSIOENFONDS VOOR HET SCHOONBAK EN GL.	0	220.217	220.217
**D	STICHTING BEDRIJFSTAKPENSIOENFONDS VOOR HET BEROEPSVERVOER OVER DE WEG	0	42.090	42.090
**D	FJARDE AP-FONDEN.	0	1.233.338	1.233.338
**D	STICHTING BEDRIJFSTAKPENSIOENFONDS ZORGVERZEKERAARS.	0	561.279	561.279
**D	TREDJE AP-FONDEN	0	3.180.227	3.180.227
**D	POINT72 LONDON INVESTMENTS LTD.	0	3.383.050	3.383.050
**D	MAN NUMERIC ALTERNATIVE RISK PREMIA EQUITIES C/O NUMERIC INVESTORS LLC	0	1.662.076	1.662.076
**D	G.S. SOCIETA A RESPONSABILITA LIMITATA	0	2.560	2.560
**D	T.S. SOCIETA A RESPONSABILITA LIMITATA	0	3.191	3.191
**D	KAPITALFORENINGEN INVESTIN PRO - GLOBAL LARGE CAP MARKET NEU C/O AQR CAPITAL MANAGEMENT LLC	0	174.707	174.707
**D	AQR EQUITY MARKET NEUTRAL GLOBAL VALUE FUND L.P.	0	381.825	381.825
**D	MAN NUMERIC INTERNATIONAL ALPHA (US) LP	0	762.900	762.900
**D	LUMYNA-WARSHALL WACE UCITS SICAV-LUMYNA-NW TOPS UCITS FUND	0	743.609	743.609
**D	CFPB MAP CAYMAN SPC - SEG POR IFGLLO H - MAN SOLUTIONS LTD	0	340.400	340.400
**D	MEDICLADUM PENSIONES II FONDO DE PENSTO	0	90.000	90.000
**D	MEDICLADUM EUROPA R.V. F.I.	0	19.360	19.360
**D	CM GRAT LLC	0	5.399	5.399
**D	ROSEBENE LLC	0	17.506	17.506
**D	SPHINX PARTNERS LP	0	3.855	3.855
**D	ABBASI FAMILY TRUST - 2000	0	11.387	11.387
**D	CHRISTENSEN-PIERRET COMMUNITY PROPERTY TRUST UAD 05/10/19 C DIANE CHRISTENSEN TTEE	0	1.600	1.600
**D	SPRING 625	0	125.012	125.012
**D	THE CHERYL D DUFFIELD TRUST UAD 09/12/96 CHERYL D DUFFIELD TTEE	0	3.564	3.564
**D	DUNCAN MACNAUGHTON REVOCABLE LIVING TRUST UAD 06/10/84 DUNCAN MACNAUGHTON TTEE	0	13.322	13.322
**D	FRANCIS FAMILY FUND APS C/O GRANT THORNTON PER LUNDAHL	0	12.803	12.803
**D	NPF TECHNOLOGIES APS C/O GRANT THORNTON PER LUNDAHL	0	17.053	17.053

Azionisti: 3.534 Teste: 39  
 Azionisti in proprio: 27 Azionisti in delega: 3.507

Pagina 41



LISTA ESITO DELLE VOTAZIONE

Oggetto: Bilancio di esercizio al 31 dicembre 2022. Relazioni del Consiglio di Amministrazione, del Collegio Sindacale e della Società di revisione. FAVOREVOLI

Ragione Sociale	Proprio	Delega	Totale
**D	0	20.526	20.526
**D	0	3.360	3.360
**D	0	3.579	3.579
**D	0	3.804	3.804
**D	0	19.301	19.301
**D	0	6.564	6.564
**D	0	2.469	2.469
**D	0	10.529	10.529
**D	0	1.917	1.917
**D	0	1.126	1.126
**D	0	2.987	2.987
**D	0	1.128	1.128
**D	0	2.792	2.792
**D	0	1.951	1.951
**D	0	2.327	2.327
**D	0	5.823	5.823
**D	0	4.794	4.794
**D	0	14.623	14.623
**D	0	5.192	5.192
**D	0	4.558	4.558
**D	0	3.453	3.453
**D	0	896	896
**D	0	1.899	1.899
**D	0	2.086	2.086
**D	0	4.828	4.828
**D	0	7.024	7.024
**D	0	3.267	3.267
**D	0	3.079	3.079
**D	0	3.964	3.964
**D	0	5.509	5.509
**D	0	8.467	8.467
**D	0	2.787	2.787
**D	0	4.541	4.541
**D	0	3.949	3.949
**D	0	2.821	2.821
**D	0	2.378	2.378
**D	0	1.992	1.992
**D	0	1.988	1.988
**D	0	6.201	6.201
**D	0	6.143	6.143
**D	0	7.326	7.326
**D	0	4.690	4.690
**D	0	2.842	2.842
**D	0	5.981	5.981
**D	0	7.621	7.621
**D	0	63.834	63.834
**D	0	483.249	483.249
**D	0	99.661	99.661
**D	0	618.959	618.959
**D	0	2.628.826	2.628.826

Handwritten signature at the bottom right.



LISTA ESITO DELLE VOTAZIONE

Oggetto: Bilancio di esercizio al 31 dicembre 2022. Relazioni del Consiglio di Amministrazione, del Collegio Sindacale e della Società di revisione. FAVOREVOLI

Badge	Ragione Sociale	Proprio	Delega	Totale
**D	MEDICLANUM BEST BRANDS - MEDIOLANUM ENERGY TRANSITION	0	86.799	86.799
**D	VARIOPARTNER SICAV - 3-ALPHA DIVERSIFIER EQUITIES EUROPE	0	584.935	584.935
**D	DANSKE INVEST SICAV - GLOBAL INDEX	0	703.141	703.141
**D	DANSKE INVEST SICAV - GLOBAL PORTFOLIO SOLUTION - BALANCED	0	54.567	54.567
**D	DANSKE INVEST SICAV - GLOBAL PORTFOLIO SOLUTION - OPPORTUNIT	0	11.952	11.952
**D	DANSKE INVEST SICAV - EUROPE HIGH DIVIDEND	0	107.827	107.827
**D	GBPO - OCF - GLOBAL BALANCED POOL	0	9.037	9.037
**D	UNIVERSE THE CMI GLOBAL NETWORK FUND - CMI CONTINENTAL EURO	0	683.556	683.556
**D	KMA VIE SA	0	2.033.639	2.033.639
**D	VONTOBEL FUND II - DUFF & PHELPS GLOBAL LISTED INFRASTRUCTUR	0	376.829	376.829
**D	ZUGERKB FONDS - AKTIEN EUROEA (EUR)	0	97.000	97.000
**D	CMLA INDEXED GLOBAL SHARE FUND	0	29.406	29.406
**D	COMMONWEALTH SPECIALIST FUND 52	0	95.771	95.771
**D	FIDELITY ICFUTLL	0	595.516	595.516
**D	JOHN HANCOCK VARIABLE INSURANCE TRUST INTERNATIONAL EQUITY INDEX TRUST.	0	277.871	277.871
**D	MOFG FUND SERVICES (CAYMAN) LIMITED ACTING SOLELY IN ITS CAP	0	59.099	59.099
**D	ITALY STOCK FUND	0	148.000	148.000
**D	MS HORIZONS MULTIACTIVOS GLOBAL PRUDENTE FUND	0	1.320	1.320
**D	OP CUSTODY LTD	0	158.054	158.054
**D	THE MASTER TRUST BANK OF JAPAN LTD. AS TRUSTEE OF GREEN TEC	0	466.108	466.108
**D	SCHWAB INTERNATIONAL INDEX FUND	0	4.430.077	4.430.077
**D	SCHWAB FUNDAMENTAL INTERNATIONAL LARGE COMPANY INDEX FUND	0	1.627.569	1.627.569
**D	SUN LIFE ASSET MANAGEMENT FUNDS - SUN LIFE AM GLOBAL LOW CAR	0	77.787	77.787
**D	MFAK33 ALLIANZ SUS MULTI AS FND	0	131.686	131.686
**D	ABERDEEN STANDARD SICAV II	0	103.347	103.347
**D	LEGAL AND GENERAL ASSURANCE (PENSIONS MANAGEMENT) LIMITED	0	19.508.254	19.508.254
**D	LLA-LA WORLD ESG SCREENED FUND	0	43.850	43.850
**D	ILA - RAFIMF	0	63.992	63.992
**D	ILA-A-ILSDMH	0	1.759.983	1.759.983
**D	IRISH LIFE ASSURANCE PLC	0	1.290.348	1.290.348
**D	IRISH LIFE ASSURANCE.	0	947.495	947.495
**D	ILA - A-ILDSCG	0	40.605	40.605
**D	ILA - A-ILGLOEQ	0	57.736	57.736
**D	ILA - A-ILEZEOG	0	186.127	186.127
**D	ILA - A-ILEZEQN	0	23.319	23.319
**D	ILA - A-ILGLOEQN	0	14.238	14.238
**D	ARGON CUSTODY B.V.	0	2.181.626	2.181.626
**D	STICHTING PENSIOENFONDS METAAL EN TECHNIEK MN SERVICES	0	3.125.583	3.125.583
**D	LARGE CAP INTL PORTFOLIO OF DFA INV	0	907.517	907.517
**D	CPSIL ATF CMLA INTERNATIONAL SHARE FUND	0	2.157.960	2.157.960
**D	STICHTING MN SERVICES AANDELENEN ND	0	47.951	47.951
**D	PMC FUTURE WORLD MULTI ASSET FUND OVERLAY(6558)	0	492.754	492.754
**D	PMC MULTI ASSET FUND OVERLAY	0	3.160.592	3.160.592
**D	LGAS SHF FUT WRLD ESG DEV IDX(6734)	0	2.246.562	2.246.562
**D	L AND G ASSUR(PENS MGNT)LTD 1 LGIM PMC CSUF(36670) TESCO INDEX EQUITY TSGN (5270	0	9.898	9.898
**D	L AND G ASSUR(PENS MGNT)LTD 1 RAFI FUNDAMENTAL GLOBAL EQUITY LOW CARBON TRANSITION INDEX FUND(3495	0	288.114	288.114
**D	L AND G ASSUR(PENS MGNT)LTD 1 PMC FTSE CLIMATE TRANSITION WORLD DEVELOPED EQUITY INDEX FUND 3491	0	556.040	556.040
**D	LEGAL AND GENERAL ASSURANCE ( PENSIONS MANAGEMENT) LIMITED	0	299.311	299.311
**D	TSGX SOLACT ESG TBACO EX UNHG(3387)	0	7.425.880	7.425.880
**D		0	49.164	49.164

Handwritten signature or mark at the bottom right of the page.



LISTA ESITO DELLE VOTAZIONE

Oggetto: Bilancio di esercizio al 31 dicembre 2022. Relazioni del Consiglio di Amministrazione, del Collegio Sindacale e della Società di revisione. FAVOREVOLI

Badge	Regione Sociale	Proprio	Delega	Totale
**D	IGAS SHF CLIENT DIR INV FUND(1649)	0	787.000	787.000
**D	LGAS SHF EURO EX UK ESG FD(1948 LGIM PMC CSUF(36670) TESCO INDEX EQUITY TSGN (5270	0	62.271	62.271
**D	CITIBANK UK LIMITED AS TRUSTEE FOR ASI (STANDARD LIFE) EUROP	0	2.092.622	2.092.622
**D	CITIBANK UK LIMITED AS TRUSTEE FOR ASI (STANDARD LIFE) INTER	0	124.497	124.497
**D	CFSIL RE CNEALTH GS FD 16	0	163.668	163.668
**D	INTERNATIONAL CORE EQUITY PORTFOLIO OF DFA INVESTMENT DIMENSIONS GROUP INC	0	5.986.238	5.986.238
**D	MANULIFE GLOBAL FUND.	0	256.460	256.460
**D	INVECO POOLED INVESTMENT FUND - EUROPE FUND	0	233.632	233.632
**D	ALLIANZ GLOBAL INVESTORS GLOBAL ECO TRENDS FUND	0	347.000	347.000
**D	REGON CUSTODY B.V	0	97.314	97.314
**D	NMTB/NIK KOKUSAI-NH 935026	0	309.737	309.737
**D	NMTB/NIK KOKUSAI-H 935034	0	23.420	23.420
**D	BERESFORD FUNDS ICAV	0	26.430	26.430
**D	SLIC II - STANDARD LIFE INVESTMENTS	0	1.576.771	1.576.771
**D	COLONIAL FIRST STATE INVESTMENTS LIMITED...	0	216.041	216.041
**D	ABERDEEN STANDARD OEIC II - ASI EUROPE EX UK INCOME EQUITY FUND	0	904.716	904.716
**D	STICHTING FGM DEPOSITARY	0	7.462.784	7.462.784
**D	NATIONAL COUNCIL FOR SOCIAL SEC FUND	0	118.482	118.482
**D	LEGG MASON INC.	0	2.200	2.200
**D	VERDIPAFIRONDET DNB GLOBAL (IV : INGVLID ANGVIK BJONNES DRONNING EUFEMIAS GT	0	4.491.850	4.491.850
**D	VERDIPAFIRONDET DNB MILJOINVEST	0	4.043.183	4.043.183
**D	VERDIPAFIRONDET DNB GLOBAL INDEKS	0	996.614	996.614
**D	THREADNEEDLE (LUX) COLUMBIA THREADNEEDLE INVESTMENTS	0	446.010	446.010
**D	THREADNEEDLE (LUX)	0	30.277	30.277
**D	OLD MUTUAL ARTEMIS UK SPECIAL SITUATIONS FUND (FIDELITY OLD MUTUAL GLOBAL INVESTORS (UK) LIMITED	0	70.000	70.000
**D	TWO SIGMA INTERNATIONAL CORE	0	14	14
**D	THREADNEEDLE INVESTMENT FUNDS ICVC.	0	4.373.509	4.373.509
**D	THREADNEEDLE PENSIONS MULTI ASSET FUND COLUMBIA THREADNEEDLE INVESTMENTS	0	84.320	84.320
**D	CITIBANK UK LIMITED AS TRUSTEE OF ABERDEEN STANDARD CAPITAL	0	4.412.405	4.412.405
**D	VICTORY TRIVALENT INTERNATIONAL FUND-CORE EQUITY	0	127.996	127.996
**D	TWO SIGMA WORLD CORE FUND LP	0	99	99
**D	LEGAL AND GENERAL COLLECTIVE INVESTMENT TRUST.	0	1.231.399	1.231.399
**D	VICTORY CAPITAL INTERNATIONAL COLLECTIVE INVESTMENT TRUST	0	34.513	34.513
**D	VICTORY MARKET NEUTRAL INCOMEFUND	0	1.148.983	1.148.983
**D	SAMSUNG GLOBAL CORE EQUITY FUND	0	12.068	12.068
**D	VERDIPAFIRONDET DNB EUROPA	0	199.199	199.199
**D	MONEYARY AUTHORITY OF SINGAPORE	0	204.927	204.927
**D	GOVERNMENT OF SINGAPORE	0	151.751.574	151.751.574
**D	JOHN HANCOCK FUNDS II INTERNATIONAL STRATEGIC EQUITY ALLOCATION FUND	0	1.412.491	1.412.491
**D	LEGAL AND GENERAL REINSURANCE COLTD : TEL: 0203 124 3710/ HETAL PA TEL	0	95.137	95.137
**D	CITITRUST LIMITED	0	234.511	234.511
**D	VICTORYSHARES DEVELOPED ENHANCEDVOLATILITY WTD INDEX ETF.	0	15.920	15.920
**D	VICTORYSHARES INTERNATIONALVOLATILITY WTD INDEX ETF.	0	29.732	29.732
**D	CITITRUST LIMITED AS TRUSTEE OF BLACKROCK PREMIER FUNDS-BLACKROCK WORLD EQUITY INDEX FUND	0	55.450	55.450
**D	VICTORYSHARES INTERNATIONAL HIGHDIV VOLATILITY WTD INDEX ETF	0	28.067	28.067
**D	INVECO POOLED INVESTMENT FUND - GLOBAL STRATEGIC EQUITY FUN INSTITUTIONAL CLIENTS GROUP SECURITIES AND FUND SERVICES	0	0	67.088
67.088				
**D	DON C VANBRACKEL TTEE 05/23/1996 MANAGED	0	825	825
**D	ECONOMIC DEVELOPMENT BOARD	0	8.962	8.962
**D	JOHN HANCOCK DIVERSIFIED REAL ASSETS FUND	0	491.119	491.119

Azionisti: 3.534 Teste: 39  
 Azionisti in proprio: 27 Azionisti in delega: 3.507

Handwritten signature at the bottom right.

123

## LISTA ESITO DELLE VOTAZIONE

Oggetto: Bilancio di esercizio al 31 dicembre 2022. Relazioni del Consiglio di Amministrazione, del Collegio Sindacale e della Società di revisione.  
FAVOREVOLI

Badge	Ragione Sociale	Proprio	Delega	Totale
**D	SELIGSON AND CO EUROPE INDEX FUND	0	417.400	417.400
**D	HOSTPLUS POOLED SUPERANNUATION TRUST	0	649.512	649.512
**D	ABERDEEN INVESTMENT FUNDS UK ICVC II	0	93.772	93.772
**D	ABERDEEN INVESTMENT FUNDS UK ICVC II - ABERDEEN EUROPEAN EQUITY ENHANCED INDEX FUND	0	451.059	451.059
**D	ABERDEEN FUNDS - ABERDEEN MULTI MANAGER CAUTIOUS MANAGED PORTFOLIO FUND	0	4.474	4.474
**D	USAA CAPITAL GROWTH FUND.	0	314.425	314.425
**D	USAA INTERNATIONAL FUND.	0	333.488	333.488
**D	USAA SUSTAINABLE WORLD FUND	0	71.534	71.534
**D	QUILTER INVESTORS CHARITY AUTHORIZED INVESTMENT FUNDS MILLENNIUM	0	125.000	125.000
**D	TIMOTHY PLAN INTERNATIONAL ETF.	0	36.834	36.834
**D	UAPF - BLACK ROCK PASSIVE EQUITY	0	36.293	36.293
**D	UNIFIED ACCUMULATIVE PENSION FUND JOINT STOCK COMPANY	0	21.286	21.286
**D	UNIFIED ACCUMULATIVE PENSION FUND JOINT STOCK COMPANY	0	45.999	45.999
**D	MARSHALL WACE INVESTMENT STRATEGIES-TOPS GLOBAL EQUITIES LE	0	27.108	27.108
**D	MARSHALL WACE INVESTMENT STRATEGIES-TOPS WORLD EX-US FUND	0	459.239	459.239
**D	MARSHALL WACE INVESTMENT STRATEGIES-TOPS INTERNATIONAL EQUITIES FUND	0	118.101	118.101
**D	MARSHALL WACE COMMON CONTRACTUAL FUND-MWCCF WORLD TOPS 150/5	0	33.668	33.668
**D	MARSHALL WACE COMMON CONTRACTUAL FUND-MWCCF WORLD TOPS 130/3	0	28.474	28.474
**D	MAN FUNDS XII SP-MAN 1783 I SP C/O MAPLES SECRETARIES (CAYMAN) LIMITED	0	10.637	10.637
**D	MAN AHL DIVERSIFIED MARKETS EU BEUR- WORLD TRADE CENTER	0	583	583
**D	MAN FUNDS VIII ICAV-MAN AHL DIVERSIFIED.	0	7.317	7.317
**D	AHL INSTITUTIONAL SERIES 3 LTD	0	28.074	28.074
**D	NBMC PUBLIC INFRASTRUCTURE (2017) FUND.	0	1.541	1.541
**D	MERCER PRIVATE WEALTH INTERNATIONAL FOCUSED EQUITY POOL	0	42.181	42.181
**D	CALISSE DE RETRAITE D'HYDRO-QUEBEC	0	205.885	205.885
**D	VPI GLOBAL EQUITY POOL	0	1.000.000	1.000.000
**D	VPI INCOME POOL	0	837.500	837.500
**D	E-L FINANCIAL CORPORATION LIMITED	0	1	1
**D	BIMCOR GLOBAL EQUITY POOLED FUND	0	41.369	41.369
**D	SHORT BROTHERS COMMON INVESTMENT FUND	0	614.834	614.834
**D	BOMBARDIER TRUST (CANADA) REAL RETURN ASSETS FUND	0	471.688	471.688
**D	RUSSELL WGW INVESTMENTS LIMITED	0	2.944	2.944
**D	RBC QUANT EUROPEAN DIVIDEND LEADERS ETF	0	5.100	5.100
**D	RBC O' SHAUGHNESSY GLOBAL EQUITY FUND	0	10.190	10.190
**D	SUN LIFE KBI SUSTAINABLE INFRASTRUCTURE PRIVATE POOL	0	208.324	208.324
**D	SUN LIFE REAL ASSETS PRIVATE POOL.	0	933.541	933.541
**D	SUN LIFE GLOBAL DIVIDEND PRIVATE POOL	0	49.618	49.618
**D	THE SHAKESPEARE HEAD FUND.	0	107.900	107.900
**D	MIDDLEFIELD GLOBAL ENERGY TRANSITION CLASS	0	2.000	2.000
**D	INTERNATIONAL CLEAN POWER DIVIDEND FUND	0	780.000	780.000
**D	RBC VISION GLOBAL ENERGY TRANSITION FUND (INCUBATOR)	0	16.100	16.100
**D	RBC QUANT EAFE EQUITY LEADERS ETF	0	2.251	2.251
**D	AQR GLOBAL ALTERNATIVE INVESTMENT OFFSHORE FUND L.P.	0	152	152
**D	AQR LUX FUNDS-AQR SYSTEMATIC TOTAL RETURN FUND	0	71	71
**D	AHL ALPHA MASTER LIMITED C/O CITIC TRUSTEES (CAYMAN) LIMITED	0	160.905	160.905
**D	AHL EVOLUTION LTD SHARMAINE BERKELEY ARGONAUT LTD	0	1.069.412	1.069.412
**D	BROCKFIELD MULTI-STRATEGY ENHANCED MASTER FUND LP MAPLES CORPORATE SERVICES LIMITED	0	13	13
**D	BROCKFIELD MULTI-STRATEGY MASTER FUND LP MAPLES CORPORATE SERVICES LIMITED	0	115	115
**D	CAXTON INTERNATIONAL LIMITED	0	26.400	26.400
**D	MACRO THEMES MASTER INVESTORS (CAYMAN) L.P.	0	635.471	635.471

Azionisti:  
Azionisti in proprio: 3.534

Teste: 27  
Azionisti in delega: 3.507

Pagina 45

*Handwritten signature*

124

## LISTA ESITO DELLE VOTAZIONE

Oggetto: Bilancio di esercizio al 31 dicembre 2022. Relazioni del Consiglio di Amministrazione, del Collegio Sindacale e della Società di revisione. FAVOREVOLI

Badge	Ragione Sociale	Proprio	Delega	Totale
***D	AHL ALPHA CORE MASTER LIMITED C/O MAPLES CORPORATE SERVICES LIMITED	0	3.520	3.520
***D	GLOBAL RESEARCH EQUITY EXTENDED MASTER FUND (CAYMAN) L.P. C/O OGIER GLOBAL (CAYMAN) LIMITED	0	294.497	294.497
***D	POINT72 ASSOCIATES LLC C/O WALKERS CORPORATE LIMITED CAYMAN CORPORATE CENTRE	0	1.657	1.657
***D	MOORE GLOBAL INVESTMENTS LLC.	0	880.977	880.977
***D	4D GLOBAL INFRA FUND	0	1.391.802	1.391.802
***D	PTC S.R.L.	0	367.500	367.500
***D	AMUNDI DIVIDENDO ITALIA	0	2.997.000	2.997.000
***D	AMUNDI ESG SELECTION BILANCIATO	0	95.946	95.946
***D	AMUNDI ESG SELECTION DINAMICO	0	58.850	58.850
***D	AMUNDI VALORE ITALIA PIR	0	630.000	630.000
***D	AMUNDI ESG SELECTION CONSERVATIVO	0	50.490	50.490
***D	AMUNDI ACCUMULAZIONE ITALIA PIR 2023	0	487.000	487.000
***D	AMUNDI PROGETTO INCOME AGOSTO 2026	0	26.826	26.826
***D	AMUNDI PROGETTO INCOME REALE 2027 TRE	0	9.687	9.687
***D	AMUNDI PROGETTO INCOME REALE 2027 QUATTRO	0	9.404	9.404
***D	AMUNDI PROGETTO INCOME 2028	0	8.724	8.724
***D	AMUNDI ACCUMULAZIONE INFRA GIO 2026 DUE	0	33.021	33.021
***D	AMUNDI PRIVATE GLOBAL INFRASTRU 2024	0	27.155	27.155
***D	AMUNDI ACCUMULAZIONE INFRA GLOBALI 2028	0	12.559	12.559
***D	AMUNDI PROGETTO INCOME REALE 2027	0	42.684	42.684
***D	AMUNDI PROGETTO INCOME REALE 2027 DUE	0	24.699	24.699
***D	AMUNDI PROGETTO INCOME REALE 2026 DUE 20121	0	33.296	33.296
***D	AMUNDI PROGETTO INCOME 2025	0	34.288	34.288
***D	FONDI AMUNDI PROGETTO - AMUNDI PROGETTO INCOME 2026	0	20.389	20.389
***D	AM ACCUMULAZIONE INFRASTRUTTURE GIO 2026	0	58.905	58.905
***D	AMUNDI PROG INC REALE 2026	0	33.370	33.370
***D	NAGELMACKERS INSTITUTIONAL EUROPEAN EQUITY	0	190.000	190.000
***D	CRELAN INVEST CONSERVATIVE	0	5.569	5.569
***D	CRELAN INVEST DYNAMIC	0	22.668	22.668
***D	CRELAN INVEST BALANCED	0	47.489	47.489
***D	SUSTAINABLE WORLD EQUITY MANDATE 1	0	106.135	106.135
***D	AMUNDI STI GLOBAL ETHICAL EQUITIES	0	5.984	5.984
***D	INDO ALT INVEST - TWINS GROWTH	0	25.000	25.000
***D	LEADERSEL P.M.I	0	390.000	390.000
***D	QTRON GLOBAL EQUITY	0	45.518	45.518
***D	LUXCELLENCE-HELVETIA EUROP EQUITY	0	150.000	150.000
***D	AMUNDI INDEX MSCI JAPAN	0	6	6
***D	AMUNDI FTSE MIB	0	1.209.211	1.209.211
***D	AMUNDI FUNDS MULTI ASSET CONSERVATIVE	0	105.122	105.122
***D	LO FUNDS - ALL ROADS CONSERVATIVE	0	20.733	20.733
***D	CPR INVEST - EUROPEAN STRATEGIC AUTONOMY	0	242.526	242.526
***D	AMUNDI MSCI EUROPE CLIMATE PARIS ALIGNED PAB	0	6.948	6.948
***D	AMUNDI EURO STOXX 50	0	4.038.614	4.038.614
***D	CLAY FUNDS - CLAY EUROPEAN MULTI CAPS	0	60.000	60.000
***D	AMUNDI MSCI EUROPE	0	1.910.936	1.910.936
***D	AMUNDI MSCI WORLD ESG UNIVERSAL SELECT	0	7.734	7.734
***D	AMUNDI FUNDS EURO MULTI-ASSET TARGET INC	0	327.070	327.070
***D	AMUNDI FUNDS GLOBAL MULTI-ASSET	0	213.322	213.322
***D	AMUNDI MSCI EUROPE CLIMATE TRANSIT CTB	0	44.943	44.943
***D	AMUNDI FUNDS REAL ASSETS TARGET INCOME	0	450.000	450.000

Azionisti: 3.534 Teste: 39  
 Azionisti in proprio: 27 Azionisti in delega: 3.507

Pagina 46

*Handwritten signature*

125



LISTA ESITO DELLE VOTAZIONE

Oggetto: Bilancio di esercizio al 31 dicembre 2022. Relazioni del Consiglio di Amministrazione, del Collegio Sindacale e della Società di revisione. FAVOREVOLI

Badge	Ragione Sociale	Proprio	Delega	Totale
**D	AMUNDI FDS GLOBAL MULTI-ASSET TARGET INC	0	271.246	271.246
**D	AMUNDI PRIME JAPAN	0	3	3
**D	LC FUNDS - ALL ROADS GROWTH	0	76.594	76.594
**D	CPR INVEST - FUTUR CITIES	0	232.950	232.950
**D	AMUNDI MSCI EMU ESG UNIVERSAL SELECT	0	98.097	98.097
**D	VF (LUX) - VALLANT EUROPE EQUITIES	0	82.206	82.206
**D	CPR INVEST CLIMATE ACTION	0	117.849	117.849
**D	AMUNDI MSCI WORLD CLIMATE TRANSITION CTB	0	309.198	309.198
**D	AMUNDI FDS GLOB MULTI-ASSET CONSERVATIVE	0	716.161	716.161
**D	AMUNDI INDEX MSCI EUROPE	0	3.057.299	3.057.299
**D	AMUNDI FUNDS - EUROPEAN EQUITY RISK PARITY	0	67.100	67.100
**D	AMUNDI MSCI EUROPE EX UK	0	6.785	6.785
**D	AMUNDI MSCI WORLD CLIMATE PARIS ALIG PAB	0	73.778	73.778
**D	AMUNDI MSCI EUROPE ESG LEADERS SELECT	0	144.175	144.175
**D	LC FUNDS - ALL ROADS	0	212.135	212.135
**D	CPR INVEST-EUROPE SPECIAL SITUATIONS	0	141.069	141.069
**D	AMUNDI FUNDS EQUITY EURO RISK PARITY	0	470.544	470.544
**D	AURISK ALLIANCEBERNSTEIN GLOBAL EQUITIES	0	26.920	26.920
**D	LOF TARGETNETZERO GLOBAL EQUITY	0	6.151	6.151
**D	LOF TARGETNETZERO EUROPE EQUITY	0	30.270	30.270
**D	AMUNDI FUNDS GLOBAL EQUITY TARGET INCOME	0	2.940.983	2.940.983
**D	AMUNDI INDEX SOLUTIONS - AMUNDI PRIME GLOBAL	0	98.251	98.251
**D	ONEMARKETS AMUNDI FLEXIBLE INCOME FUND	0	150.163	150.163
**D	AMUNDI MSCI WORLD ESG LEADERS SELECT	0	190.923	190.923
**D	NEF ETHICAL BALANCED DYNAMIC	0	906.149	906.149
**D	STRUCTURA - ALTERNATIVE RISK PREMIA ARP EQUITY STY	0	62.097	62.097
**D	AMUNDI MSCI WORLD	0	4.264.000	4.264.000
**D	AMUNDI STOXX EUROPE 600	0	529.514	529.514
**D	AMUNDI INDEX MSCI WORLD	0	772.169	772.169
**D	INDOSUEZ EUROPE VALUE	0	312.462	312.462
**D	AMUNDI MSCI EUROPE EX SWITZERLAND	0	675.590	675.590
**D	CLAY FUNDS - CLAY EUROPEAN MULTI ASSETS	0	25.000	25.000
**D	AMUNDI INDEX SOLUTIONS - AMUNDI PRIME EUROPE	0	38.445	38.445
**D	AMUNDI MSCI EUROPE ESG UNIVERSAL SELECT	0	8.287	8.287
**D	AMUNDI INDEX FTSE EPRA NAREIT GLOBAL	0	1.282.142	1.282.142
**D	G FUND - TOTAL RETURN ALL CAP EUROPE	0	310.000	310.000
**D	AMUNDI FUNDS DYNAMIC MULTI FACTORS EURO	0	406.766	406.766
**D	AMUNDI PRIME EUROZONE	0	143.143	143.143
**D	CPR INVEST BLUE ECONOMY	0	202.571	202.571
**D	AMUNDI MSCI EMU ESG LEADERS SELECT	0	7.689.260	7.689.260
**D	CLEOME INDEX - EMU EQUITIES	0	321.000	321.000
**D	INDEXIQ FACTORS SUSTAINABLE EUROPE EQUITY	0	185.900	185.900
**D	CANDRIAM L CONSERVATIVE ASSET ALLOCATION	0	63.787	63.787
**D	CANDRIAM L DYNAMIC ASSET ALLOCATION	0	3.954	3.954
**D	CANDRIAM L MULTI ASSET INCOME AND GROWTH	0	97.261	97.261
**D	CANDRIAM L BALANCED ASSET ALLOCATION	0	49.584	49.584
**D	CLEOME INDEX - WORLD EQUITIES	0	28.534	28.534
**D	INDEXIQ FACTORS SUSTAINABLE EMU EQUITY	0	6.516	6.516
**D	CLEOME INDEX - EUROPE EQUITIES	0	990.491	990.491
**D	CANDRIAM L MULTI ASSET INCOME	0	142.423	142.423

126

Handwritten signature at the bottom right.





LISTA ESITO DELLE VOTAZIONE

Oggetto: Bilancio di esercizio al 31 dicembre 2022. Relazioni del Consiglio di Amministrazione, del Collegio Sindacale e della Società di revisione. FAVOREVOLI

Badge	Ragione Sociale	Proprio	Delega	Totale
**D	SEYOND EUROPE MINVOL	0	414.687	414.687
**D	BEVA GLOBAL FUNDS-OLIVO FUND	0	43.000	43.000
**D	BEVA DURB INTL TABA DE INV	0	7.750	7.750
**D	BBVA DURB INTL EUROPEAN EQUITY FUND	0	45.905	45.905
**D	AMUNDI WELTPORTFOLIO	0	8.937	8.937
**D	MMA IARD	0	977.396	977.396
**D	COVEA PROTECTION JURIDIQUE	0	87.820	87.820
**D	CNBF-RC-SCHROEDERS-FLEXIBLE	0	7.704	7.704
**D	AFSA-SRI ABSOL RETURN MULTI-ASSETS N2	0	924	924
**D	BECE IARD	0	64.684	64.684
**D	GMF ASSURANCES	0	661.388	661.388
**D	MAAF VIE ACTIF GENERAL	0	996.800	996.800
**D	FIDELIA ASSISTANCE	0	11.992	11.992
**D	CRAMA LOIRE BRETAGNE ACTIONS	0	82.176	82.176
**D	AFSA-SRI ABSOL RETURN MULTI-ASSETS N1	0	7.438	7.438
**D	LA SAUVEGARDE	0	36.792	36.792
**D	GMF VIE D	0	2.139.012	2.139.012
**D	CNBF-RB-SCHROEDERS-FLEXIBLE	0	11.753	11.753
**D	MAAF SANTE	0	29.139	29.139
**D	MANDAT ACTION HGRAM	0	606.528	606.528
**D	GGVIE PREFON RETRAITE A	0	632.260	632.260
**D	MANDAT LBP PREVYANCE	0	80.000	80.000
**D	CNP RETRAITE	0	43.776	43.776
**D	270..POSTE AVENIR	0	10.750.000	10.750.000
**D	ROBECO CAVAMAC ACTIONS INT. EU	0	65.921	65.921
**D	CNP ASS. NAM ACT. EUR.	0	144.986	144.986
**D	GPMZA	0	55.374	55.374
**D	AA SSGA ACTIONS INDICE EURO	0	1.267.755	1.267.755
**D	ALLOCATION ACTIONS SATELLITE	0	60.073	60.073
**D	IA GRENOUILLERE	0	28.007	28.007
**D	AB CFAO	0	10.058	10.058
**D	MUTATIONS 21	0	690.383	690.383
**D	GROUPAMA GRAND EST	0	38.273	38.273
**D	DAN EQUILIBRE	0	12.568	12.568
**D	UFF ALLOCATION DIVERSIFIEE	0	196.139	196.139
**D	GROUPAMA NORD EST ACTIONS	0	119.133	119.133
**D	GROUPAMA CR TOTAL RETURN ALL CAP EUROPE	0	92.000	92.000
**D	EPARGNE SOLIDAIRE EQUILIBRE TH	0	75.838	75.838
**D	GROUPAMA LOIRE BRETAGNE LOCAL 1	0	30.287	30.287
**D	AP ACTIONS 1 EURO	0	341.975	341.975
**D	LEFAM INDEXALPHA	0	189.003	189.003
**D	CONTI PLACEMENTS	0	113.451	113.451
**D	ROPS EURO P	0	933.641	933.641
**D	AGRICA TACTIQUE G	0	45.200	45.200
**D	GROUPAMA NORD EST	0	32.870	32.870
**D	AMUNDI IPSA ACTIONS	0	66.785	66.785
**D	LV. CHALLENGE	0	89.423	89.423
**D	GAN EUROSTRATEGIE	0	130.097	130.097
**D	DUGUAY TROUIN INVESTISSEMENT	0	34.840	34.840
**D	GROUPAMA CR GENOVA 1	0	121.137	121.137

*Handwritten signature or mark at the bottom right of the page.*

127

## Assemblea Ordinaria del 10 maggio 2023

## LISTA ESITO DELLE VOTAZIONE

Oggetto: Bilancio di esercizio al 31 dicembre 2022. Relazioni del Consiglio di Amministrazione, del Collegio Sindacale e della Società di revisione.  
FAVOREVOLI

Badge	Ragione Sociale	Proprio	Delega	Totale
**D	SOLIDARITES	0	46.010	46.010
**D	FAGUS	0	517.206	517.206
**D	LCL DYNAMIQUE ESG	0	26.734	26.734
**D	PREDICA ISR MONDE - ACTIONS	0	77.016	77.016
**D	MONCEAU ACTIONS EEE	0	600.283	600.283
**D	AGRICA ACTIONS OBJECTIF SCR	0	639.943	639.943
**D	FDRN AMUNDI	0	391.752	391.752
**D	WALLON	0	212.991	212.991
**D	DIEZE	0	43.862	43.862
**D	CENTRE EST EQUILIBRE	0	15.144	15.144
**D	AMUNDI LABEL DYNAMIQUE ESR	0	98.263	98.263
**D	SACD INVESTISSEMENT	0	94.512	94.512
**D	AMUNDI EQUILIBRE GLOBAL SOLIDAIRE	0	34.649	34.649
**D	FCP GROUPAMA PHARMA DIVERSIFIE	0	150.000	150.000
**D	CL CENTRE MANCHE	0	14.065	14.065
**D	PORT ROYAL EQUILIBRE	0	95.868	95.868
**D	OPT	0	18.500	18.500
**D	VILLIERS DIAPASON	0	248.343	248.343
**D	ADP DIVERSIFIE DYNAMIQUE	0	7.393	7.393
**D	CAVEC LA FRANCAISE DIVERSIFIE	0	249.595	249.595
**D	GROUPAMA SELECTION EURO DIVERSIFIE	0	81.145	81.145
**D	LCL PRUDENCE ESG	0	11.136	11.136
**D	EPARGNE ACTIONS MONDE ISR	0	161.750	161.750
**D	PREDIQUANT A2 - ACTIONS EUROPE	0	121.883	121.883
**D	AMUNDI HARMONIE	0	37.794	37.794
**D	ADVIT ACT EU	0	187.026	187.026
**D	ARCO QUANT 2	0	226.941	226.941
**D	S CAVAMAC ACTIONS EURO	0	132.786	132.786
**D	CAVEC GROUPAMA DIVERSIFIE	0	237.191	237.191
**D	ROPS-SMART INDEX EURO	0	703.858	703.858
**D	AMUNDI LABEL PRUDENCE ESR	0	75.734	75.734
**D	AA LA FRANCAISE ISR	0	603.420	603.420
**D	GRD 20 - ACTIONS	0	191.316	191.316
**D	STAR PASTEUR	0	303.846	303.846
**D	ELITE INTER-PHARMCTIONS	0	30.725	30.725
**D	FGV ACTIONS EUROPE LM A	0	228.960	228.960
**D	PREDIQUANT PREMIUM TITRES VIFS ACTIONS	0	1.985.707	1.985.707
**D	GROUPAMA CR ACTIONS MONDE	0	24.480	24.480
**D	BEL EQUITY EUROPE ESG	0	1.877.570	1.877.570
**D	FDJ EQUILIBRE SOLIDAIRE	0	29.307	29.307
**D	IP ACTIONS EURO	0	141.785	141.785
**D	GROUPAMA MEDITERRANEE	0	39.450	39.450
**D	GROUPAMA LOIRE BRETAGNE LOCAL 2	0	30.403	30.403
**D	L.S DYNAMIQUE ET SOLIDAIRE	0	4.000	4.000
**D	FCP CARP - INDO	0	4.445	4.445
**D	N 1 RENDEMENT EQUILIBRE	0	17.078	17.078
**D	AC GLOBAL CONVICTIONS	0	10.949	10.949
**D	FCPE CA SA EXPANSION	0	63.389	63.389
**D	EPARGNE MODEREE THALES	0	28.852	28.852
**D	LCL EQUILIBRE ESG	0	1.034.797	1.034.797

Pagina 49

Azionisti: 3.534 Teste: 39  
Azionisti in proprio: 27 Azionisti in delega: 3.507

## LISTA ESITO DELLE VOTAZIONE

Objetto: Bilancio di esercizio al 31 dicembre 2022. Relazioni del Consiglio di Amministrazione, del Collegio Sindacale e della Società di revisione.  
FAVOREVOLI

Badge	Ragione Sociale	Proprio	Delega	Totale
**D	AMONDI LABEL EQUILIBRE ESR	0	112.018	112.018
**D	A.A. - GROUPAMA - ISR	0	817.671	817.671
**D	FCP DES CAISSES LOCALES GROUPAMA P V D L	0	17.214	17.214
**D	NEUFILIZIE VIE OPPORTUNITES	0	190.048	190.048
**D	TOTALENERGIES DIVERSIFIE EQUILIBRE ET SOLIDAIRE	0	253.618	253.618
**D	MONGELAS	0	51.495	51.495
**D	DASSAULT SYSTEMES ISR MODERE S	0	17.277	17.277
**D	ARRCO LONG TERME F	0	303.371	303.371
**D	FCPE IBM FRANCE F	0	97.019	97.019
**D	HSBC EE ACTIONS RESPONSABLES_F	0	316.036	316.036
**D	FONDATION EUROPE	0	10.838	10.838
**D	FCP BOURBON 7	0	134.709	134.709
**D	ERISA ACTION EUROPE N 2	0	238.206	238.206
**D	FCP TESLA - POCHE ACTIONS	0	63.827	63.827
**D	WORLD EQUITIES	0	12.719	12.719
**D	ORANO DIVERSIFIE EQUILIBRE	0	29.659	29.659
**D	GROUPE CEA CROISSANCE_FCPE	0	26.025	26.025
**D	ROPS ACTIONS EUROPEENNES 1	0	531.144	531.144
**D	LBPAM ISR ACTIONS FOCUS EURO	0	1.922.008	1.922.008
**D	VIVACCIO ISR ACTIONS	0	1.876.086	1.876.086
**D	LBPAM ACTIONS DIVIDENDES EUROP	0	1.377.864	1.377.864
**D	LBPAM ISR STRATEGIE PEA 2	0	82.647	82.647
**D	TONI ACTIONS ISR 100	0	422.958	422.958
**D	LBPAM ISR STRATEGIE PEA 1	0	55.138	55.138
**D	CNP TOCQUEVILLE VALUE EUROPE I	0	781.767	781.767
**D	LBPAM ISR ACTIONS EUROPE 50	0	843.804	843.804
**D	LBPAM 3 MOIS	0	3.389.795	3.389.795
**D	FGV - ACTIONS EUROPE LM B	0	353.734	353.734
**D	LBPAM ISR ACTIONS 80	0	421.302	421.302
**D	LBPAM ISR ACTIONS MONDE	0	323.000	323.000
**D	OFI AF DYNAMIQUE	0	52.197	52.197
**D	AEMA OBJETIF NEUTRE CARBONE 2050	0	75.819	75.819
**D	FCP HAMELIN DIVERSIFIE FLEX II	0	44.000	44.000
**D	FCPE IBM FRANCE C	0	120.000	120.000
**D	FCP CARPMKO EUROPE	0	490.000	490.000
**D	FCP ARGO LONG TERME D	0	823.513	823.513
**D	AA NATIXIS ACTIONS MIN VAR	0	764.706	764.706
**D	UNIVERS CNP 1	0	116.235	116.235
**D	FCP NATEXIS PERFORMANCE 09	0	88.370	88.370
**D	FCP CNP ACP ACTIONS LT	0	285.148	285.148
**D	EGEPARGNE 2 DIVERSIFIE	0	87.020	87.020
**D	A.A. CANDRIAM DIVERSIFIE	0	1.102.370	1.102.370
**D	AFICIL ACTIONS EURO	0	45.870	45.870
**D	ARI RETRAITE DIVERSIFIE	0	243.452	243.452
**D	FRUCTI CHOIX SOLIDAIRE	0	131.121	131.121
**D	PREVAAL ACTIONS EU	0	600.000	600.000
**D	PROMEPAR ACTIONS RENDEMENT	0	170.000	170.000
**D	INDOSUEZ EURO PATRIMOINE	0	1.305.385	1.305.385
**D	S.YTIC	0	120.000	120.000
**D	LOLA SHARE	0	3.860	3.860

Pagina 50

Azionisti: 3.534 Teste: 39  
Azionisti in proprio: 27 Azionisti in delega: 3.507

## LISTA ESITO DELLE VOTAZIONE

Oggetto: Bilancio di esercizio al 31 dicembre 2022. Relazioni del Consiglio di Amministrazione, del Collegio Sindacale e della Società di revisione. FAVOREVOLI

Badge	Ragione Sociale	Proprio	Delega	Totale
***D	DORVAL CONVICTIONS	0	314.280	314.280
***D	AMUNDI STRATEGIES ACTIONS EURO RESTRUCTURATIONS	0	98.307	98.307
***D	CFR EUROLAND ESG	0	930.639	930.639
***D	COLOMBES 6	0	94.800	94.800
***D	G FUND OPPORTUNITIES EUROPE	0	500.000	500.000
***D	WF ACTIONS FLEXIBLE	0	7.830	7.830
***D	AMUNDI STRATEGIES ACTIONS EUROPE OPTIM DIV HR	0	16.569	16.569
***D	DORVAL GLOBAL CONVICTIONS PATR	0	25.900	25.900
***D	AMUNDI ACTIONS EURO ISR	0	765.566	765.566
***D	AMUNDI STRATEGIES ACTIONS EURO OPTIM DIV HR	0	19.548	19.548
***D	AMUNDI ACTIONS EUROPE ISR	0	82.665	82.665
***D	G FUND EQUITY CONVICTIONS ISR	0	759.297	759.297
***D	AMUNDI RENDEMENT PLUS	0	135.775	135.775
***D	SELECTION EURO ENVIRONNEMENT (MAY 2022)	0	418.705	418.705
***D	SELECTION EURO ENVIRONNEMENT (JANVIER 2022)	0	459.207	459.207
***D	CFR EUROPE ESG POCHE COR	0	175.717	175.717
***D	TA-LTA AZIONI	0	24.642	24.642
***D	GROUPAMA EURO EQUITIES	0	259.608	259.608
***D	LCL ACTIONS EURO RESTRUCTURAT EURO (CA)	0	17.846	17.846
***D	FDC A2 POCHE TITRES	0	18.601	18.601
***D	INDOSUEZ EURO RENDEMENT	0	509.998	509.998
***D	SELECTION EURO CLIMAT (JANVIER 2023)	0	30.509	30.509
***D	AMUNDI ACTIONS RESTRUCTURATION	0	54.940	54.940
***D	CFR EUROLAND PREMIUM ESG	0	187.939	187.939
***D	COVEA SOLIS	0	1.044.450	1.044.450
***D	DORVAL CONVICTIONS PEA	0	122.576	122.576
***D	HYMOS ISR	0	351.519	351.519
***D	AMUNDI PATRIMOINE PEA	0	1.582.289	1.582.289
***D	CASTELNAU	0	13.511	13.511
***D	DORVAL GLOBAL CONVICTIONS	0	36.991	36.991
***D	GROUPAMA EUROPE EQUITIES	0	325.923	325.923
***D	BEST BUSINESS MODELS SRI	0	4.330.000	4.330.000
***D	AMUNDI PATRIMOINE	0	320.640	320.640
***D	MYRIA ACTIONS DURABLES EUROPE	0	118.859	118.859
***D	CFR ACTIONS EURO RESTRUCTURATIONS	0	117.733	117.733
***D	AMUNDI EUROPE MONDE	0	299.439	299.439
***D	G FUND WORLD VISION R	0	403.727	403.727
***D	AMUNDI STRATEGIES ACTIONS EUROPE RISK PARITY	0	5.347	5.347
***D	LCL ACTIONS MONDE HORS EUROPE EURO	0	40.078	40.078
***D	BEM V-FLEX	0	18.732	18.732
***D	AMUNDI EURO EQUITY ESR	0	1.132.437	1.132.437
***D	COVEA FLEXIBLE ISR	0	222.031	222.031
***D	NEUFILIZE EURO ACTIONS DURABLE	0	114.049	114.049
***D	CFR EURO HIGH DIVIDEND	0	652.419	652.419
***D	SELECTION EURO CLIMAT (SEPTEMBRE 2022)	0	336.478	336.478
***D	ASSURDIX	0	760.665	760.665
***D	INDOSUEZ ALLOCATION PEA	0	583.318	583.318
***D	FREDIQUANT EUROCOISSANCE A2	0	59.101	59.101
***D	COVEA ACT EUROPE OPPORTUNITE	0	868.570	868.570
***D	LCL ACTIONS EURO CORE+	0	20.372	20.372

Pagina 51

Azionisti: 3.534 Teste: 39  
 Azionisti in proprio: 27 Azionisti in delega: 3.507



## LISTA ESITO DELLE VOTAZIONE

Oggetto: Bilancio di esercizio al 31 dicembre 2022. Relazioni del Consiglio di Amministrazione, del Collegio Sindacale e della Società di revisione.  
FAVOREVOLI

Badge	Ragione Sociale	Proprio	Delega	Totale
**D	COVEA ACTIONS RENDEMENT	0	1.112.643	1.112.643
**D	IMPROVING EUROPEAN MODELS SRI	0	156.704	156.704
**D	STRATEGIE EURO ISR	0	248.862	248.862
**D	CPR SILVER AGE POCHE PEA	0	2.427.302	2.427.302
**D	AMUNDI STRATEGIES ACTIONS EURO CORE +	0	33.042	33.042
**D	STRATEGIE EURO ACTIONS DIVIDEND	0	344.732	344.732
**D	HSBC MULTI-ASSET DYNAMIC EURO	0	295.843	295.843
**D	HSBC RESPONSIBLE INVESTMENT FUNDS - SRI BALANCED	0	46.150	46.150
**D	HSBC EUROPE EQUITY INCOME	0	455.317	455.317
**D	HSBC RESPONSIBLE INVESTMENT FUNDS - SRI DYNAMIC	0	102.333	102.333
**D	HSBC RESPONSIBLE INVESTMENT FUNDS - SRI EUROLAND EQUITY	0	1.791.967	1.791.967
**D	HSBC ACTIONS EUROPE	0	608.656	608.656
**D	HSBC RESPONSIBLE INVESTMENT FUNDS - SRI MODERATE	0	65.215	65.215
**D	HSBC RESPONSIBLE INVESTMENT FUNDS - SRI LARGE CAP	0	436.932	436.932
**D	LBPAM ISR ACTIONS EURO LARGE CAP	0	5.106.835	5.106.835
**D	TOCQUEVILLE VALUE EURO ISR	0	13.283	13.283
**D	LBPAM ISR ACTIONS EURO MIN VOL	0	34.591	34.591
**D	LBPAM DIVERSIFIE FOCUS OBLIG 3-5	0	660.359	660.359
**D	TOCQUEVILLE VALUE EUROPE ISR	0	1.880.000	1.880.000
**D	TOCQUEVILLE DIVIDENDE ISR	0	178.159	178.159
**D	LBPAM ISR PRO ACTIONS EURO	0	140.904	140.904
**D	GLOBAL ALLOCATION M	0	41.409	41.409
**D	RENDEMENT DIVERSIFIE M	0	1.137.849	1.137.849
**D	EURO VALEUR ISR M	0	377.545	377.545
**D	SEYOND ACTIONS EUROPEENNES	0	62.287	62.287
**D	CNP ASSUR VALUE ET MOMENTUM	0	47.534	47.534
**D	SEYOND EURO SUSTAINABLE MINVOL	0	40.638	40.638
**D	NATIXIS LCR ACTIONS EURO ESG	0	374.200	374.200
**D	REGARD ACTIONS DEVELOPEMENT D	0	198.000	198.000
**D	AMPLEGEST LONG/SHORT	0	75.000	75.000
**D	ADARA	0	64.332	64.332
**D	ECOFI OPTIM VARIANCE	0	13.317	13.317
**D	EPARGNE ETHIQUE FLEXIBLE	0	910.000	910.000
**D	HELVETIA I EUROPA	0	11.895	11.895
**D	LO IS (GH) - TARGETNETZERO GLOBAL EX-CH EQUITY	0	21.899	21.899
**D	EDR GLOBAL EQUITIES RDT - DBI	0	66.055	66.055
**D	EDR FUND II - INCOME 2024	0	350.400	350.400
**D	EDMOND DE ROTHSCHILD FUND EQUITY EURO CORE	0	298.830	298.830
**D	EDMOND DE ROTHSCHILD FUND INCOME EUROPE	0	2.683.690	2.683.690
**D	EDR SICAV - EURO SUSTAINABLE EQUITY	0	366.096	366.096
**D	EDR SICAV - EQUITY EURO SOLVE	0	14.160	14.160
**D	EDMOND DE ROTHSCHILD ASSET MANAGEMENT (EDRAM)	0	391.610	391.610
**D	CNP ASSUR EDRAAM ACTIONS EUROPE	0	322.000	322.000
**D	FIDEURAM AM SGR - FIDEURAM ITALIA	0	4.553.000	4.553.000
**D	FIDEURAM AM SGR - PIANO AZIONI ITALIA	0	1.018.000	1.018.000
**D	FIDEURAM AM SGR - PIANO BILANCIATO ITALIA 50	0	93.000	93.000
**D	FIDEURAM AM SGR - PIANO BILANCIATO ITALIA 30	0	2.550.000	2.550.000
**D	MEDIOLANUM VITA S.P.A.	0	3.200.000	3.200.000
**D	MEDIOLANUM GESTIONE FONDI SGR - FLESSIBILE SVILUPPO ITALIA	0	20.403.451	20.403.451
**D	MEDIOLANUM GESTIONE FONDI SGR - FLESSIBILE FUTURO ITALIA	0	319.000	319.000
**D	INTERFUND SICAV	0		

Azionisti in proprio: 3.534  
Azionisti in delega: 27

Teste: 39  
3.507

Pagina 52



## LISTA ESITO DELLE VOTAZIONE

Oggetto: Bilancio di esercizio al 31 dicembre 2022. Relazioni del Consiglio di Amministrazione, del Collegio Sindacale e della Società di revisione. FAVOREVOLI

Badge	Regione Sociale	Proprio	Delega	Totale
**D	ALLIANZ AZIONI ITALIA ALL STARS LL STARS	0	4.030.000	4.030.000
**D	ALLIANZ AZIONI ITALIA ALL STARS LL STARS	0	97.000	97.000
**D	ALLIANZ ITALIA 50 SPECIAL	0	27.892	27.892
**D	DIVERSIFIED EQUITY MASTER PORTFOLIO OF MASTER INV PORTFOLIO	0	543.633	543.633
**D	TOTAL INTERNATIONAL EX U.S. INDEX MASTER PORTFOLIO OF MASTER INV	0	7.218.000	7.218.000
**D	FONDIITALIA	0	18	18
**D	CANADA PENSION PLAN INVESTMENT BOARD (CPPIB)	0	6.361	6.361
**D	NEW AIRWAYS PENSION SCHEME	0	245.296	245.296
**D	BLACKROCK ASSET MANAGEMENT SCHWEIZ AG FOR ISHARES WORLD EX SWITZERLAND ESG SCREENED EQUITY INDEX	0	32.921	32.921
**D	ISHARES WORLD EX SWITZERLAND EQUITY INDEX FUND II (CH)	0	2.500.000	2.500.000
**D	ALLIANZ VALEURS DURABLES	0	148.360	148.360
**D	ALLIANZ EPARGNE ACTIONS ISR SOLIDAIRE	0	2.271.874	2.271.874
**D	MANAGED PENSION FUNDS LIMITED	0	27.549	27.549
**D	SCOTTISH WIDOWS MANAGED INVESTMENT FUNDS ICVC-INTERNATIONAL EQUITY TRACKER FUND	0	1.129.189	1.129.189
**D	AQR FUNDS AQR EQUITY MARKET NEUTRAL FUND	0	24.888	24.888
**D	TEACHER RETIREMENT SYSTEM OF TEXAS	0	2.982.971	2.982.971
**D	THE MONETARY AUTHORITY OF SINGAPORE	0	64.563	64.563
**D	PINEBRIDGE GLOBAL DYNAMIC ALLOCATION FUND LLC	0	83.329	83.329
**D	THE MONETARY AUTHORITY OF SINGAPORE	0	161.057	161.057
**D	ACOMEA ITALIA	0	485.000	485.000
**D	ACOMEA SGR MULTIFUND PATRIMONIODINAMICO	0	28.000	28.000
**D	ACOMEA MULTIFOND - PATRIMONIO AGGRESSIVO	0	35.500	35.500
**D	ACOMEA EUROPA	0	140.000	140.000
**D	ACOMEA GLOBALE GLOBALE	0	60.000	60.000
**D	ABN AMRO FUNDS	0	5.061.480	5.061.480
**D	SANTANDER EQUALITY ACCIONES FI	0	78.534	78.534
**D	SANTANDER SOSTENIBLE 2 FI	0	1.248.690	1.248.690
**D	SANTANDER SOSTENIBLE ACCIONES FI	0	1.194.122	1.194.122
**D	ING DIRECT FONDO NARANJA EURO STOXX 50, FI	0	450.666	450.666
**D	ING DIRECT FONDO NARANJA MODERADO, FI	0	20.045	20.045
**D	SANTANDER SOSTENIBLE 1 FI	0	1.557.314	1.557.314
**D	ING DIRECT FONDO NARANJA DINAMICO, FI	0	28.758	28.758
**D	ING DIRECT FONDO NARANJA CONSERVADOR, FI	0	3.043	3.043
**D	SANTANDER DIVIDENDO EUROPA FI	0	4.738.092	4.738.092
**D	SANTANDER RESPONSABILIDAD SOLIDARIO FI	0	314.665	314.665
**D	EUROPOPULAR CONFIANZA FI	0	26.704	26.704
**D	SANTANDER PREVISION COLECTIVA EPSV	0	14.889	14.889
**D	SANTANDER RENTA VARIABLE EUROPEAPENSIONES FP	0	6.219	6.219
**D	SANTANDER DIVIDENDO PENSIONES FP	0	1.240.840	1.240.840
**D	SANTANDER PREVISION 1 EPSV V9512164	0	1.418.241	1.418.241
**D	MI PROYECTO SANTANDER 2025, FP	0	13.834	13.834
**D	MI PROYECTO SANTANDER 2035, FP	0	87.532	87.532
**D	MI PROYECTO SANTANDER 2030, FP	0	178.510	178.510
**D	MI PROYECTO SANTANDER 2040, FP	0	115.800	115.800
**D	MUTUA UNIVERSAL MUGENAT FP	0	24.783	24.783
**D	SANTANDER AHORRO 38 FP	0	31.190	31.190
**D	MI PROYECTO SANTANDER 2045 PENSIONES FP	0	54.090	54.090
**D	SANTANDER PREVISION 1 EPSV	0	75.985	75.985
**D	SANTANDER AHORRO 28 FP	0	14.000	14.000

Azionisti: 3.534 Teste: 39  
 Azionisti in proprio: 27 Azionisti in delega: 3.507

Pagina 53

## LISTA ESITO DELLE VOTAZIONE

Oggetto: Bilancio di esercizio al 31 dicembre 2022. Relazioni del Consiglio di Amministrazione, del Collegio Sindacale e della Società di revisione.  
FAVOREVOLI

Ragione Sociale	Proprio	Delega	Totale
**D	0	35.180	35.180
**D	0	570.088	570.088
**D	0	55.817	55.817
**D	0	32.277	32.277
**D	0	115.326	115.326
**D	0	150.404	150.404
**D	0	54.026	54.026
**D	0	68.609	68.609
**D	0	19.862	19.862
**D	0	475.500	475.500
**D	0	83.969	83.969
**D	0	91.269	91.269
**D	0	50.535	50.535
**D	0	2.022.264	2.022.264
**D	0	155.903	155.903
**D	0	8.879.775	8.879.775
**D	0	4.311.439	4.311.439
**D	0	4.420	4.420
**D	0	393.407	393.407
**D	0	43.762.063	43.762.063
**D	0	2.098.014	2.098.014
**D	0	2.913	2.913
**D	0	4.649.145	4.649.145
**D	0	21.499	21.499
**D	0	23.718	23.718
**D	0	3.077.092	3.077.092
**D	0	420.232	420.232
**D	0	12.471.402	12.471.402
**D	0	5.657.844	5.657.844
**D	0	8.029.729	8.029.729
**D	0	15.936.971	15.936.971
**D	0	29.910	29.910
**D	0	11.870.715	11.870.715
**D	0	1.416.800	1.416.800
**D	0	25.662.039	25.662.039
**D	0	1.477.403	1.477.403
**D	0	691.281	691.281
**D	0	4.623.145	4.623.145
**D	0	3.541.025	3.541.025
**D	0	2.274.585	2.274.585
**D	0	1.000.000	1.000.000
**D	0	79.464	79.464
**D	0	5.938	5.938
**D	0	61.273	61.273
**D	0	85.000	85.000
**D	0	10.050.000	10.050.000
**D	0	59.271	59.271
**D	0	4.120.000	4.120.000
**D	0	146.665	146.665
**D	0	55.000	55.000

## LISTA ESITO DELLE VOTAZIONI

Objetto: Bilancio di esercizio al 31 dicembre 2022. Relazioni del Consiglio di Amministrazione, del Collegio Sindacale e della Società di revisione.  
FAVOREVOLI

Badge	Ragione Sociale	Proprio	Delega	Totale
**D	DWS INVESTMENT GMBH FOR GOTTlieb DAHLER AKTIENFONDS DWS	0	307.878	307.878
**D	DWS INVESTMENT GMBH FOR DWS TOEDVIDENDE	0	33.087.582	33.087.582
**D	DWS INVESTMENT GMBH FOR E ON AKTIENFONDS DWS	0	75.000	75.000
**D	DWS INVESTMENT GMBH FOR DWS SACHWERTE	0	231.144	231.144
**D	DWS INVESTMENT GMBH FOR ALBATROS FONDS	0	25.397	25.397
**D	DWS INVESTMENT GMBH FOR DWS ESGBALANCE	0	276.157	276.157
**D	ISHARES VII PLC	0	18.026.864	18.026.864
**D	ISHARES VI PUBLIC LIMITED COMPANY	0	127.192	127.192
**D	ISHARES II PUBLIC LIMITED COMPANY	0	18.239.944	18.239.944
**D	ISHARES IV PUBLIC LIMITED COMPANY	0	19.288.551	19.288.551
**D	ISHARES PUBLIC LIMITED COMPANY	0	1.755.924	1.755.924
**D	ISHARES V PUBLIC LIMITED COMPANY	0	1.385.417	1.385.417
**D	ISHARES III PUBLIC LIMITED COMPANY	0	12.422.182	12.422.182
**D	ISHARES STOXX EUROPE 600 UCITS ETF (DE)	0	4.837.605	4.837.605
**D	ISHARES STOXX EUROPE 600 UTILITIES UCITS ETF DE	0	5.069.264	5.069.264
**D	ISHARES STOXX EUROPE 50 UCITS ETF (DE)	0	178.050	178.050
**D	ISHARES STOXX EUROPE LARGE 200 UCITS ETF (DE)	0	79.335	79.335
**D	ISHARES CORE EURO STOXX 50 UCITS ETF (DE)	0	14.483.851	14.483.851
**D	ISHARES DOW JONES EUROZONE SUSTAINABILITY SCREENED UCITS ETF DE	0	501.264	501.264
**D	ISHARES EURO STOXX UCITS ETF (DE)	0	2.775.532	2.775.532
**D	VANECK VECTORS MSCI INTERNATIONAL VALUE ETF AURORA PLACE	0	73.353	73.353
**D	AB GLOBAL RESEARCH INSIGHTS FUND	0	365.610	365.610
**D	RETAIL EMPLOYEES SUPERANNUATION TRUST	0	310.631	310.631
**D	INTERNATIONAL EQUITIES SECTOR TRUST	0	17.776	17.776
**D	PINEBRIDGE GLOBAL DYNAMIC ASSETALLOCATION FUND	0	100.233	100.233
**D	PERPETUAL ECONOMIC DIVERSIFICATION GLOBAL EQUITY FUND	0	114.042	114.042
**D	AWARE SUPER	0	1.763.755	1.763.755
**D	RUSSELL INVESTMENTS TAX EFFECTIVE GLOBAL SHARES FUND	0	118.550	118.550
**D	RUSSELL INVESTMENTS GLOBAL LISTED INFRASTRUCTURE FUND HEDGED	0	177.186	177.186
**D	EMERGENCY SERVICES SUPERANNUATION SCHEME	0	26.186	26.186
**D	COMMONWEALTH BANK GROUP SUPER	0	305.912	305.912
**D	REALINDEX GLOBAL SHARE FUND (SCREENED)	0	216.072	216.072
**D	RUSSELL INVESTMENTS SUSTAINABLEGLOBAL SHARES EX FOSSIL FUEL S FUND LVL 3	0	13.210	13.210
**D	RUSSELL INVESTMENTS LOW CARBON GLOBAL SHARES FUND	0	124.032	124.032
**D	COMMONWEALTH BANK GROUP SUPER	0	93.779	93.779
**D	PEOPLE'S BANK OF CHINA	0	4.302.735	4.302.735
**D	PEOPLE'S BANK OF CHINA	0	2.208.617	2.208.617
**D	FLOURISH INVESTMENT CORPORATION	0	586.709	586.709
**D	SKANDINAVISKA ENSKILDA BANKEN AB (PUBL) - LUXEMBOURG BRANCH	0	1.638.091	1.638.091
**D	MACKENZIE GLOBAL LEADERSHIP IMPACT ETF	0	4.176	4.176
**D	HAWKES JAMES B.	0	24.160	24.160
**D	RFS OPCO LLC	0	656	656
**D	AGF GLOBAL SUSTAINABLE BALANCEDCLASS	0	209.317	209.317
**D	AGFIQ ENHANCED GLOBAL INFRASTRUCTURE ETF	0	239.595	239.595
**D	CI GLOBAL ASSET ALLOCATION PRIVATE POOL	0	314.033	314.033
**D	WINWISE MSCI EAFE INDEX NON-LENDING, FUND FOR EXEMPT ORG.	0	271.432	271.432
**D	RENAISSANCE INTERNATIONAL EQUITY PRIVATE POOL	0	48.354	48.354
**D	THE CANADA LIFE ASSURANCE COMPANY	0	389.963	389.963
**D	CIBC INTERNATIONAL INDEX FUND	0	1	1
**D	CIBC EUROPEAN INDEX FUND	0	1	1

136



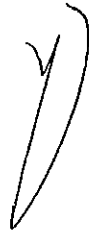


LISTA ESITO DELLE VOTAZIONE

Oggetto: Bilancio di esercizio al 31 dicembre 2022. Relazioni del Consiglio di Amministrazione, del Collegio Sindacale e della Società di revisione. FAVOREVOLI

Badge	Regione Sociale	Proprio	Delega	Totale
**D	CIBC INTERNATIONAL EQUITY INDEXPOOL	0	10.520	10.520
**D	AGF EUROPEAN EQUITY FUND	0	111.416	111.416
**D	AGF GLOBAL REAL ASSETS FUND	0	55.066	55.066
**D	HIGHSTREET GLOBAL EQUITY FUND	0	32.772	32.772
**D	HIGHSTREET INTERNATIONAL EQUITYFUND A	0	17.630	17.630
**D	INTERNATIONAL EQUITY FUND	0	1.789.134	1.789.134
**D	MACK EAFE EQUITY POOL	0	204.995	204.995
**D	MACKENZIE GLOBAL WOMAN'S LEADERSHIP FUND	0	6.389	6.389
**D	TD MORNINGSTAR ESG INTERNATIONAL EQUITY INDEX ETF	0	2.190	2.190
**D	IMPERIAL INTERNATIONAL EQUITY POOL	0	206.103	206.103
**D	CIBC PENSION PLAN	0	12.046	12.046
**D	CANADA LIFE GLOBAL INFRASTRUCT EQUITY FUND	0	16.598	16.598
**D	CIBC INTERNATIONAL EQUITY INDEXETF	0	9.939	9.939
**D	PURPOSE INTERNATIONAL DIVIDEND FUND	0	26.946	26.946
**D	TD EMERALD INTERNATIONAL EQUITYINDEX FUND	0	1.637.496	1.637.496
**D	MACKENZIE GREENCHIP GLOBAL ENVIRONMENTAL ALL CAP FUND	0	11.743.227	11.743.227
**D	MACKENZIE GLOBAL LOW VOLATILITY EQUITY FUND	0	18.361	18.361
**D	MACKENZIE INTERNATIONAL EQUITY INDEX ETF	0	201.859	201.859
**D	IG MACKENZIE GLOBAL INFRASTRUCTURE CLASS	0	122.638	122.638
**D	IMPERIAL OVERSEAS EQUITY POOL	0	41.859	41.859
**D	MACKENZIE GREENCHIP GLOBAL ENVIRONMENTAL EQUITY FUND	0	442.631	442.631
**D	MACKENZIE GREENCHIP GLOBAL EQUITY POOL	0	1.195.000	1.195.000
**D	MACKENZIE GREENCHIP GLOBAL ENVIRONMENTAL FUND	0	26.250	26.250
**D	THE GLENORE CANADIAN PENSION FUNDS TRUST-REAL ASSETS FUND	0	29.655	29.655
**D	BLACKROCK STRATEGIC FUNDS	0	6.186.183	6.186.183
**D	BLACKROCK GLOBAL INDEX FUNDS	0	460.117	460.117
**D	DWS INVEST	0	13.866.923	13.866.923
**D	DWS MULTI ASSET PIR FUND	0	590.000	590.000
**D	DWS FIXED MATURITY	0	184.673	184.673
**D	DWS INVESTMENT SA FOR DWS ESG EUROPEAN EQUITIES	0	424.881	424.881
**D	DWS INVESTMENT SA FOR ARERO DER WELTFONDS	0	208.217	208.217
**D	STATE STREET GLOBAL ADVISORS LUXEMBOURG SICAV	0	2.549.346	2.549.346
**D	ALLIANZ EUROPEAN PENSION INVESTMENTS	0	7.421.687	7.421.687
**D	AZ EURO INVESTMENTS S.A.	0	1.305.330	1.305.330
**D	XTRACKERS	0	24.450.115	24.450.115
**D	COHEN AND STEERS SICAV	0	59.707	59.707
**D	GOLDMAN SACHS FUNDS	0	6.419.311	6.419.311
**D	PINEBRIDGE INVESTMENTS FCP RAIF	0	121.076	121.076
**D	AXA WORLD FUNDS	0	4.200.000	4.200.000
**D	DWS INVEST II	0	1.210.580	1.210.580
**D	ZURICH	0	48.476	48.476
**D	DWS INVESTMENT SA FOR DWS MULTIOPPORTUNITIES	0	569.834	569.834
**D	GLOBAL ADVANTAGE FUNDS	0	47.122	47.122
**D	DWS CONCEPT	0	12.500.000	12.500.000
**D	ALPS INTERNATIONAL SECTOR DIVIDEND DOGS ETF	0	702.536	702.536
**D	ABERDEEN GLOBAL INFRASTRUCTURE FUND	0	203.500	203.500
**D	UNITED TECHNOLOGIES CORPORATIONEMPLOYEE SAVINGS PLAN MASTER TRU	0	2.079.365	2.079.365
**D	BEAR CREEK INC	0	48.052	48.052
**D	BMO EUROPE HIGH DIVIDEND COVERED CALL ETF	0	3.794.844	3.794.844
**D	CP INTERNATIONAL PARTNERS	0	24.557	24.557

*Handwritten signature or mark at the bottom right of the page.*



LISTA ESITO DELLE VOTAZIONE  
 Oggetto: Bilancio di esercizio al 31 dicembre 2022. Relazioni del Consiglio di Amministrazione, del Collegio Sindacale e della Società di revisione.  
 FAVOREVOLI

Badge	Regione Sociale	Proprio	Delega	Totale
**D	COLLEGE RETIREMENT EQUITIES FUND	0	27.610.073	27.610.073
**D	TIACREF SOCIAL CHOICE INTERNATIONAL EQUITY FUND	0	1.466.159	1.466.159
**D	BMO MSCI EAFE ESG LEADERS INDEXETF	0	56.170	56.170
**D	CAPULA TAIL RISK MASTER FUND LIMITED	0	7.764	7.764
**D	COMMONFUND SCREENED GLOBAL EQUITY LIC	0	16.800	16.800
**D	XTRACKERS (IE) PUBLIC LIMITED COMPANY	0	3.911.549	3.911.549
**D	ABERDEEN STANDARD GLOBAL INFRASTRUCTURE INCOME FUND	0	1.807.900	1.807.900
**D	RUSSELL INVESTMENT COMPANY INTERNATIONAL DEVELOPED MARKETS FUND	0	1.151.291	1.151.291
**D	CENTRAL PROVIDENT FUND BOARD	0	26.285	26.285
**D	CITY UNIVERSITY OF NEW YORK	0	8.805	8.805
**D	FIDUCIE GLOBALE DES REGIMES DEREGISTRE DE LA SOCIETE DE TRANSPORT DE MONTREAL	0	99.700	99.700
**D	NEI GLOBAL EQUITY POOL	0	118.522	118.522
**D	ANIMA FUNDS PUBLIC LIMITED COMPANY	0	3.297.086	3.297.086
**D	BON SECOURS MERCY HEALTH	0	1.049.252	1.049.252
**D	GOVERNMENT PENSION INVESTMENT FUND	0	12.324.574	12.324.574
**D	GOVERNMENT PENSION INVESTMENT FUND	0	27.013.623	27.013.623
**D	THE REGENTS OF THE UNIVERSITY OF CALIFORNIA	0	14.431.175	14.431.175
**D	CALVERT IMPACT FUND INC CALVERT GLOBAL ENERGY SOLUTIONS FUND	0	7.168.523	7.168.523
**D	CALVERT VP EAFE INTERNATIONAL INDEX PORTFOLIO	0	179.083	179.083
**D	FIDELITY GLOBAL EX-U.S. EQUITY INDEX INSTITUTIONAL TRUST	0	66.362	66.362
**D	GUARDIAN GLOBAL UTILITIES VIP FUND	0	1.311	1.311
**D	TANGERINE DIVIDEND PORTFOLIO	0	387.011	387.011
**D	TANGERINE BALANCED INCOME PORTFOLIO	0	188.175	188.175
**D	THE COLORADO HEALTH FOUNDATION	0	16.621	16.621
**D	RUSSELL INVESTMENT COMPANY MULTIASSET GROWTH STRATEGY FUND	0	58.029	58.029
**D	RUSSELL INVESTMENT COMPANY TAXMANAGED REAL ASSETS FUND	0	33.611	33.611
**D	HARTFORD AARP BALANCED RETIREMENT FUND	0	220.044	220.044
**D	HARTFORD REAL ASSET FUND	0	3.154	3.154
**D	AMERICAN FUNDS INSURANCE SERIESNEW WORLD FUND	0	51.982	51.982
**D	JNL/JPMORGAN GLOBAL ALLOCATION FUND	0	435.216	435.216
**D	JNL/DEA INTERNATIONAL CORE EQUITY FUND	0	15.330	15.330
**D	OPENWORLD PUBLIC LIMITED COMPANY	0	60.218	60.218
**D	RUSSELL INVESTMENT COMPANY V PLC	0	899.890	899.890
**D	CAYMAN ISLANDS CHAMBER OF COMMERCE PENSION FUND	0	124.938	124.938
**D	STATE STREET GLOBAL ALL CAP EQUITY EXUS INDEX PORTFOLIO	0	45.137	45.137
**D	STATE STREET INTERNATIONAL DEVELOPED EQUITY INDEX PORTFOLIO	0	1.584.048	1.584.048
**D	LOS ANGELES COUNTY EMPLOYEES RETIREMENT ASSOCIATI	0	1.583.881	1.583.881
**D	INTE KAPITLANLAGESGELLSCHAFT MBH FOR DC EUROLAND EQUITIES	0	1.984.885	1.984.885
**D	LVIP BLACKROCK GLOBAL ALLOCATION FUND	0	1.084.931	1.084.931
**D	COUNTY OF LOS ANGELES DEFERRED COMPENSATION AND THRIFT PLAN	0	46.894	46.894
**D	MBB PUBLIC MARKETS I LLC	0	2.834.743	2.834.743
**D	ALLIANZ GLOBAL INVESTORS GMBH FOR CONVEST 21 VI	0	583.742	583.742
**D	BMO MSCI TECH AND INDUSTRIAL INNOVATION INDEX ETF	0	72.388	72.388
**D	BMO MSCI EAFE INDEX ETF	0	4.698	4.698
**D	BMO INTERNATIONAL DIVIDEND ETF	0	2.575.938	2.575.938
**D	UNIVERSAL-INVESTMENT-GESELLSCHAFT MBH FOR FINREON SGBX CARBON FOCUS	0	927.290	927.290
**D	STATE OF ALASKA RETIREMENT AND BENEFITS PLANS	0	19.636	19.636
**D	DETROIT EDISON QUALIFIED NUCLEAR DECOMMISSIONING TRUST	0	158.212	158.212
**D	CAISSE DE DEPOT ET PLACEMENT DUQUEBEC	0	67.185	67.185
**D		0	1.926.723	1.926.723

136

*Handwritten signature*



LISTA ESITO DELLE VOTAZIONE

Oggetto: Bilancio di esercizio al 31 dicembre 2022. Relazioni del Consiglio di Amministrazione, del Collegio Sindacale e della Società di revisione. FAVOREVOLI

Ragione Sociale	Proprio	Delega	Totale
**D BRIGHTHOUSE FUNDS TRUST I SCHROEDERS GLOBAL MULTIASSET PORTFOLIO	0	37.808	37.808
**D MICROSOFT CORPORATION SAVINGS PLUS 401(K) PLAN	0	2.837.981	2.837.981
**D RUSSELL INVESTMENT COMPANY TAXMANAGED INTERNATIONAL EQUITY FUND	0	1.706.641	1.706.641
**D RUSSELL INVESTMENT COMPANY GLOBAL INFRASTRUCTURE FUND	0	367.311	367.311
**D LORD ABBETT SECURITIES TRUST-LORD ABBETT INTERNATIONAL VALUE FUN	0	1.086.680	1.086.680
**D FRANKLIN TEMPLETON ETF TRUST - FRANKLIN FTSE ITALY ETF	0	80.852	80.852
**D FRANKLIN TEMPLETON ETF TRUST-FRANKLIN LIBERTYQ INT'L EQUITY HEDG	0	379.852	379.852
**D FRANKLIN INTERNATIONAL EQUITY INDEX ETF	0	58.996	58.996
**D HAND COMPOSITE EMPLOYEE BENEFITTRUST	0	32.091	32.091
**D TRANSAMERICA MORGAN STANLEY GLOBAL ALLOCATION VP	0	86.289	86.289
**D TRANSAMERICA INTERNATIONAL STOCK	0	86.462	86.462
**D TANGERINE BALANCED PORTFOLIO	0	109.448	109.448
**D TANGERINE BALANCED GROWTH PORTFOLIO	0	135.373	135.373
**D AMERICAN FUNDS INSURANCE SERIESINTL GROWTH AND INCOME FUND	0	284.058	284.058
**D ROCHE U.S. RETIREMENT PLANS MASTER TRUST	0	319.572	319.572
**D LAZARD INTERNATIONAL EQUITY (CANADA) FUND	0	45.549	45.549
**D MASSMUTUAL SELECT T. ROWE PRICE INTERNATIONAL EQUITY FUND	0	671.822	671.822
**D DWS GLOBAL INCOME BUILDER FUND	0	95.267	95.267
**D DWS GLOBAL INCOME BUILDER VIP	0	17.190	17.190
**D INVESCO ADVANTAGE INTERNATIONALFUND	0	2.767	2.767
**D MULTI STYLE MULTI MANAGER FUNDSPLC	0	407.568	407.568
**D CISCO SYSTEMS FOUNDATION	0	29.483	29.483
**D INSTITUTIONAL RETIREMENT TRUST	0	159.615	159.615
**D ALLIANZ GLOBAL INVESTORS GMBH FOR FONDIS	0	45.263	45.263
**D MDPIM INTERNATIONAL EQUITY INDEX POOL	0	415.803	415.803
**D THE PRUDENTIAL INSURANCE COMPANY OF AMERICA	0	279.171	279.171
**D RUMBLINE INTERNATIONAL POOLED INDEX TRUST	0	212.247	212.247
**D RUMBLINE LOW CARBON INDEX FUNDLIC	0	188.609	188.609
**D SPDR PORTFOLIO MSCI GLOBAL STOCK MARKET ETF	0	75.742	75.742
**D SPDR MSCI EAFE FOSSIL FUEL RESERVES FREE ETF	0	144.666	144.666
**D SPDR MSCI EAFE STRATEGICFACTORSETF	0	224.632	224.632
**D MOUNT HATTON INVESTMENTS LIMITED	0	18.193	18.193
**D MERCER UCITS COMMON CONTRACTUALFUND	0	26.954	26.954
**D MERCER QIF COMMON CONTRACTUAL FUND	0	38.258	38.258
**D MARIAGOLD TACTICAL STRATEGIES LTD	0	2.140.763	2.140.763
**D NBI GLOBAL REAL ASSETS INCOME ETF	0	276.384	276.384
**D MARYLAND STATE RETIREMENT PENSION SYSTEM	0	72.260	72.260
**D TALCOTT RESOLUTION LIFE INSURANCE COMPANY	0	26.125	26.125
**D NORTHROP GRUMMAN CORPORATION VEGA MASTER TRUST I	0	9.320	9.320
**D MUSASHI SMART PREMIA FUND	0	2.728.747	2.728.747
**D ALLIANZBERNSTEIN EUROPEAN OPPORTUNITIES SERIES	0	23.248	23.248
**D T. ROWE PRICE GLOBAL ALLOCATIONFUND	0	297.743	297.743
**D PAX INTERNATIONAL SUSTAINABLE ECONOMY FUND	0	74.746	74.746
**D PES:PIMCO RAFI DYNAMIC MULTI-FACTOR INTERNATIONAL EQUITY ETF	0	267.103	267.103
**D ALASKA COMMON TRUST FUND	0	15.000	15.000
**D DWS INVESTMENT GMBH FOR DEAM-FONDS RG 2	0	8.800	8.800
**D DWS INVESTMENT GMBH FOR DEAM-FONDS PMB 1	0	30.000	30.000
**D DWS INVESTMENT GMBH FOR DEAM-FONDS ABFI	0	3.597	3.597
**D THE INCUBATION FUND LTD	0	67.225	67.225
**D DWS INVESTMENT GMBH FOR DEAM-FONDS RKBS	0		

138

*Handwritten signature or mark at the bottom right of the page.*



LISTA ESITO DELLE VOTAZIONE

Oggetto: Bilancio di esercizio al 31 dicembre 2022. Relazioni del Consiglio di Amministrazione, del Collegio Sindacale e della Società di revisione. FAVOREVOLI

Badge	Ragione Sociale	Proprio	Delega	Totale
**D	DWS INVESTMENT GMBH FOR DEAM FONDS KDE 1	0	16.000	16.000
**D	DWS INVESTMENT GMBH FOR DEAM FONDS WOP 2	0	105.619	105.619
**D	DWS INVESTMENT GMBH FOR DEAMFONDS KGENSIONEN	0	48.546	48.546
**D	THRIVENT INTERNATIONAL INDEX PORTFOLIO	0	87.659	87.659
**D	THRIVENT INTERNATIONAL ALLOCATION FUND	0	442.464	442.464
**D	RUSSELL INVESTMENTS FOCUSED GLOBAL EQUITY POOL	0	16.992	16.992
**D	DWS INVESTMENT GMBH FOR DEAM FONDS PTF	0	42.300	42.300
**D	DWS INVESTMENT GMBH FOR DEAM FONDS SVSW	0	29.830	29.830
**D	THRIVENT GLOBAL STOCK FUND	0	339.303	339.303
**D	THRIVENT LOW VOLATILITY EQUITY FUND	0	8.722	8.722
**D	THRIVENT GLOBAL STOCK PORTFOLIO	0	254.953	254.953
**D	THRIVENT LOW VOLATILITY EQUITY PORTFOLIO	0	14.846	14.846
**D	THRIVENT CORE INTERNATIONAL EQUITY FUND	0	359.705	359.705
**D	RUSSELL INVESTMENTS INSTITUTIONAL FUNDS, LLC INTERNATIONAL EQUIT	0	328.090	328.090
**D	RUSSELL INVESTMENTS INSTITUTIONAL FUNDS, LLC MULTI ASSET COR E PLUS FUND	0	340.099	340.099
**D	RUSSELL INVESTMENTS INSTITUTIONAL FUNDS, LLC GLOBAL LISTED INFRA	0	338.634	338.634
**D	THE BANK OF KOREA	0	199.964	199.964
**D	THE BANK OF KOREA	0	551.744	551.744
**D	STATE STREET IRELAND UNIT TRUST	0	776.710	776.710
**D	THE STATE OF CONNECTICUT, ACTING THROUGH ITS TREASURER	0	7.710.642	7.710.642
**D	SERVICES GROUP OF AMERICA INC	0	26.285	26.285
**D	HONG KONG SPECIAL ADMINISTRATIVE REGION GOVERNMENTEXCHANGE FUND	0	10.539	10.539
**D	PUBLIC EMPLOYEES' LONG-TERM CARE FUND	0	3.972.519	3.972.519
**D	SSGA SPDR ETFS EUROPE I PUBLIC LIMITED COMPANY	0	1.116.947	1.116.947
**D	SSGA SPDR ETFS EUROPE II PUBLICLIMITED COMPANY	0	5.588.975	5.588.975
**D	TJ-QUALIFIED LLC	0	224.463	224.463
**D	AMERICAN CENTURY ETF TRUST-AVANTIS INTERNATIONAL EQUITY ETF	0	533.175	533.175
**D	AMERICAN CENTURY INVESTMENT MANAGEMENT INC	0	2.617	2.617
**D	AMERICAN CENTURY ETF TRUST-AVANTIS INTERNATIONAL EQUITY FUND	0	34.142	34.142
**D	MTBJ FRANK RUSSELL INVS JAPAN LIMITED INT EQUITY FUND	0	182.806	182.806
**D	DWS INVESTMENT GMBH FOR DWS-FONDS CAESAR 1	0	107.000	107.000
**D	ARCHITAS MULTIMANAGER GLOBAL FUNDS UNIT TRUST	0	66.040	66.040
**D	THE WALT DISNEY COMPANY RETIREMENT PLAN MASTER TRUST	0	247.889	247.889
**D	THE MASTER TRUST BANK OF JAPAN, LTD. AS TRUSTEE FOR DWS CONCEPTKALDEMORGEN MOTHER FUND	0	275.575	275.575
**D	TRUST I AB GLOBAL DYNAMIC ALLOCATION PORTFOLIO	0	361.949	361.949
**D	AMERICAN BEACON INTERNATIONAL EQUITY FUND	0	882.000	882.000
**D	DWS INVESTMENT GMBH FOR DEAMFONDS WOP 1	0	132.174	132.174
**D	LORD ABBETT SECURITIES TRUST-LORD ABBETT INTERNATIONAL EQUITY FD	0	478.358	478.358
**D	FEI SELECT, LLC	0	282.625	282.625
**D	NICOLA GLOBAL EQUITY FUND	0	1.489.000	1.489.000
**D	CALVERT INTERNATIONAL RESPONSIBLE INDEX FUND	0	398.687	398.687
**D	PARAMETRIC INTERNATIONAL EQUITYFUND	0	241.988	241.988
**D	EATON VANCE RICHARD BERNSTEIN ALLI ASSET STRATEGY FUND	0	180.039	180.039
**D	PARKER FOUNDATION INC	0	73.353	73.353
**D	FRANKLIN TEMPLETON ETF TRUST - FRANKLIN FTSE EUROPE HEDGED ETF	0	10.602	10.602
**D	TAKAMANGED INTERNATIONAL EQUITYPORTFOLIO	0	40.123	40.123
**D	TAIPEI FUBON COMMERCIAL BANK CO.,LTD IN ITS CAPACITY AS MASTERCUSTODI AN OF PINEBRIDGE THEMATI	0	77.809	77.809
**D	SCOTIA INTERNATIONAL EQUITY INDEX TRACKER ETF	0	91.174	91.174
**D	TRANSAMERICA INTERNATIONAL EQUITY INDEX VP	0	37.281	37.281
**D	INVESCO MULTI SERIES FUNDS-INVESCO GLOBAL TARGETED RETURNS FUND	0	1.350	1.350

Azionisti: 3.534 Teste: 39  
 Azionisti in proprio: 27 Azionisti in delega: 3.507

*Handwritten signature*

## LISTA ESITO DELLE VOTAZIONE

Objetto: Bilancio di esercizio al 31 dicembre 2022. Relazioni del Consiglio di Amministrazione, del Collegio Sindacale e della Società di revisione. FAVOREVOLI

Badge	Ragione Sociale	Proprio	Delega	Totale
**D	WILLIAM BLAIR INTERNATIONAL SMALL CAP GROWTH FUND	0	7.784	7.784
**D	STICHTING ING CDC PENSIOENFONDS	0	195.739	195.739
**D	VANECK FUNDS-ENVIRONMENTAL SUSTAINABILITY FUND	0	7.600	7.600
**D	RUSSELL INVESTMENT COMPANY PLC	0	643.075	643.075
**D	JNL/MELLON MSCI WORLD INDEX FUND	0	52.771	52.771
**D	TANGERINE EQUITY GROWTH PORTFOLIO	0	164.402	164.402
**D	FIRST CHURCH OF CHRIST SCIENTIST	0	19.830	19.830
**D	FRANK RUSSEL INSTITUTIONAL FUNDS PLC	0	13.394	13.394
**D	LVIP SSGA INTERNATIONAL INDEX FUND	0	1.170.072	1.170.072
**D	LVIP SSGA DEVELOPED INTERNATIONAL 150 FU	0	123.033	123.033
**D	LVIP DIMENSIONAL INTERNATIONAL CORE EQUITY FUND	0	125.556	125.556
**D	PRUDENTIAL TRUST COMPANY COLLECTIVE TRUST	0	138.072	138.072
**D	MGI FUNDS PLC	0	556.222	556.222
**D	RUSSELL INVESTMENTS MULTIASET FACTOR EXPOSURE FUND	0	72.787	72.787
**D	STATE OF NEW JERSEY COMMON PENSION FUND D	0	4.842.675	4.842.675
**D	STICHTING NN CDC PENSIOENFONDS	0	34.173	34.173
**D	BRIGHTHOUSE FUNDS TRUST I -PARAGOR A GLOBAL DIVERSIFIED RISK PORTFOLIO	0	41.848	41.848
**D	PIMCO EQUITY SERIES: PIMCO DIVIDEND AND INCOME FUND	0	66.253	66.253
**D	PRUDENTIAL HONG KONG LIMITED	0	1.536.391	1.536.391
**D	DWS INVESTMENT GMBH FOR DEAM FONDS TOCO	0	3.813.560	3.813.560
**D	DWS INVESTMENT GMBH FOR DEAMFONDSBCA 1	0	88.400	88.400
**D	STICHTING PENSIOENFONDS WERK EN (RE) INTEGRATIE	0	39.454	39.454
**D	DWS INVESTMENT GMBH FOR DEAM FONDS CA IV	0	511.873	511.873
**D	DWS INVESTMENT GMBH FOR DEAM FONDS RHEIN	0	37.605	37.605
**D	DWS INVESTMENT GMBH FOR DEAM FONDS FHF 1	0	20.057	20.057
**D	DWS INVESTMENT GMBH FOR DEAM FONDS SFBL	0	95.114	95.114
**D	DWS INVESTMENT GMBH FOR DEAM FONDS SLM 1	0	140.000	140.000
**D	DWS INVESTMENT GMBH FOR DEAM FONDS RTU 1	0	500.000	500.000
**D	DWS INVESTMENT GMBH FOR DEAM FONDS PSF 1	0	170.000	170.000
**D	DWS INVESTMENT GMBH FOR DEAM FONDS LHG 1	0	7.042	7.042
**D	DWS INVESTMENT GMBH FOR DEAM FONDS OKA	0	11.702	11.702
**D	DWS INVESTMENT GMBH FOR DEAM NKS FONDS	0	107.711	107.711
**D	RUSSELL INVESTMENTS GLOBAL INFRASTRUCTURE POOL	0	29.995	29.995
**D	RUSSELL OVERSEAS EQUITY POOL	0	70.000	70.000
**D	DWS INVESTMENT GMBH FOR DEAMFONDS FES	0	1.658.463	1.658.463
**D	DWS INVESTMENT GMBH FOR DEAMFONDS KLP 1	0	133.612	133.612
**D	DEAM-FONDS CPT	0	87.100	87.100
**D	RUSSELL INVESTMENTS INSTITUTIONAL FUNDS LLC SUSTAINABLE MULTI ASSET I-ASSET GROWTH FUND	0	90.000	90.000
**D	FOLKSAM OMSESIDIG LIVFORSKRING	0	144.576	144.576
**D	DWS INVESTMENT GMBH FOR DEAM FONDS LW1	0	389.943	389.943
**D	DWS INVESTMENT GMBH FOR DEUTSCHE BERGBURG 15	0	10.507	10.507
**D	CALIFORNIA STATE TEACHERS' RETIREMENT SYSTEM	0	50.000	50.000
**D	STATE STREET CCF	0	20.126.736	20.126.736
**D	WILMINGTON TRUST COLLECTIVE INVESTMENT TRUST	0	60.852	60.852
**D	WELLS FARGO INTERNATIONAL GROWTH PORTFOLIO	0	1.218.363	1.218.363
**D	WELLS FARGO FACTOR ENHANCED INTERNATIONAL PORTFOLIO	0	66.166	66.166
**D	WASHINGTON STATE INVESTMENT BOARD	0	176.929	176.929
**D	EMPOWER ANNUITY INSURANCE COMPANY	0	2.978.981	2.978.981
**D		0	303.168	303.168

Pagina 60

Azionisti: 3.534 Teste: 39  
 Azionisti in proprio: 27 Azionisti in delega: 3.507



LISTA ESITO DELLE VOTAZIONE

Oggetto: Bilancio di esercizio al 31 dicembre 2022. Relazioni del Consiglio di Amministrazione, del Collegio Sindacale e della Società di revisione. FAVOREVOLI

Badge	Ragione Sociale	Proprio	Delega	Totale
**D	WISDOMTREE INTERNATIONAL EFFICIENT CORE FUND	0	132.634	132.634
**D	THE WELLINGTON TR CO NAIL ASSOCIUMITPLE COLLECTIVE INVESTMENT FDS TR	0	3.340.724	3.340.724
**D	WTCN COMMON TRUST FUNDS TRUST ENDURING ASSETS PORTFOLIO	0	1.477.852	1.477.852
**D	HC CAPITAL TRUST- THE INTERNATIONAL EQUITY PORTFOLIO	0	47.935	47.935
**D	SYLVAN PARTNERS, LLC	0	14.338	14.338
**D	VANGUARD FTSE DEVELOPED EX NORTH AMERICA HIGH DIVIDEND YIELD IND	0	63.519	63.519
**D	VANECK LOW CARBON ENERGY ETF	0	2.345.878	2.345.878
**D	MEAG MUNICH ERGO KAPITALANLAGEGESELLSCHAFT MBH FOR MEAG VISION	0	143.656	143.656
**D	UNIVERSALINVESTMENTGESELLSCHAFTMBH FOR PROIFONDS SAA	0	819.270	819.270
**D	FIDELITY INV TRUST FIDELITY SERIES INT VALUE FUND	0	3.707.650	3.707.650
**D	SST GLOB ADV TAX EXEMPT RETIREMENT PLANS	0	35.848.614	35.848.614
**D	STATE STREET TOTAL RETURN VIS FUND	0	132.554	132.554
**D	THE AB PORTFOLIOS AB ALL MARKET TOTAL RETURN PORTFOLIO	0	31.780	31.780
**D	COHEN & STEERS INFRASTRUCTURE FUND, INC.	0	1.694.974	1.694.974
**D	COHEN & STEERS ALTERNATIVE INCOME FUND, INC	0	16.540	16.540
**D	KAISER PERMANENT GROUP TRUST	0	203.961	203.961
**D	UNIVERSALINVESTMENTGESELLSCHAFTMBH FOR RMFFONDS	0	12.575	12.575
**D	SCHWAB FUNDAMENTAL INTERNATIONAL LARGE COMPANY INDEX ETF	0	8.086.186	8.086.186
**D	SCHWAB INTERNATIONAL OPPORTUNITIES FUND	0	133.989	133.989
**D	AB CANADA GLOBAL STRATEGIC COREQUITY FUND	0	139.894	139.894
**D	AB CAN INT VALDE EQUITY CAP-WEIGHTED, UNHEDGED FUND	0	109.020	109.020
**D	AB TRUST - AB INTERNATIONAL VALUE FUND	0	307.340	307.340
**D	JOHN HANCOCK TRUST COMPANY COLLECTIVE INVESTMENT TRUST	0	49.676	49.676
**D	JOHN HANCOCK MULTIFACTOR DEVELOPED INTERNATIONAL ETF	0	163.718	163.718
**D	JOHN HANCOCK VARIABLE INSURANCE TRUST STRAT EQ ALLOCATION TRUST	0	1.186.730	1.186.730
**D	JOHN HANCOCK INFRASTRUCTURE FUND	0	3.441.884	3.441.884
**D	PUTNAM RETIREMENT ADVANTAGE GAAINCOME STRATEGIES PORTFOLIO	0	82.087	82.087
**D	PUTNAM RETIREMENT ADVANTAGE GAAEQUITY PORTFOLIO	0	83.382	83.382
**D	INTE KAPITALANLAGEGESELLSCHAFT MBH FOR LHPRIVATRENTAKTIEN	0	528.000	528.000
**D	VPV ALLGEMEINE VERSICHERUNGSAG	0	55.000	55.000
**D	GOLDMAN SACHS MULTIMANAGER REALASSETS STRATEGY FND	0	94.429	94.429
**D	GOLDMAN SACHS TRUST GOLDMAN SACHS GLOBAL MANAGED BETA FUND	0	5.906	5.906
**D	RUSSELL INVESTMENTS TRUST COMPANY COMMINGLED EMPLOYEE BENEFIT FUNDS TRUST	0	689.082	689.082
**D	RSS INV COMMINGLED EMPLOYEE BENEFIT FUNDS TRUST	0	574.113	574.113
**D	MEAG ANGIO CELTIC FUND	0	234.235	234.235
**D	MEAG PENSION INVEST	0	1.421.220	1.421.220
**D	MEAG MUNICH ERGO KAPITALANLAGEGESELLSCHAFT MBH FOR MEAG EURO 1	0	110.653	110.653
**D	IBM RETIREMENT PLAN	0	4.321.644	4.321.644
**D	DWS INVESTMENT GMBH FOR DEAM FONDS BBS	0	31.410	31.410
**D	UNIVERSALINVESTMENTGESELLSCHAFTMBH FOR UIFONDS AKTIEN WORLD ESG	0	2.598.049	2.598.049
**D	THORNBERG INVESTMENT INCOME BUILDER FUND	0	31.270	31.270
**D	THORNBERG BETTER WORLD INTERNATIONAL FUND	0	60.040	60.040
**D	UNIVERSALINVESTMENTGESELLSCHAFTMBH FOR CTWI 1 UI	0	59.905.671	59.905.671
**D	UNIVERSALINVESTMENTGESELLSCHAFTMBH FOR HL RESERVEUIFONDS	0	1.129.329	1.129.329
**D	REAVES UTILITY INCOME FUND	0	23.632	23.632
**D	MATB MSCI KOKUSAI INDEX MOTHER FUND	0	26.800	26.800
**D	AMERICAN CENTURY ETF TRUST-AVANTIS RESPONSIBLE INTERNATIONAL EQUITY ETF	0	6.465.257	6.465.257
**D	SPDR MSCI WORLD STRATEGICFACTORS ETF	0	128.760	128.760
**D		0	3.073	3.073
**D		0	5.952	5.952

Handwritten signature at the bottom right.

Assemblea Ordinaria del 10 maggio 2023

## LISTA ESITO DELLE VOTAZIONE

Objetto: Bilancio di esercizio al 31 dicembre 2022. Relazioni del Consiglio di Amministrazione, del Collegio Sindacale e della Società di revisione.  
FAVOREVOLI

Ragione Sociale	Proprio	Delega	Totale
**D AB GLOBAL RESEARCH INSIGHTS SERIES	0	5.937.316	5.937.316
**D ALLIANCEBERNSTEIN DELAWARE BUSINESS TRUST - AB INTERNATIONAL STRATEGIC EQUITIES SERIES	0	1.210.490	1.210.490
**D ALLIANCEBERNSTEIN DELAWARE BUSINESS TRUST-AB GLOBAL RESEARCH INSIGHTS SERIES II	0	1.692.521	1.692.521
**D UNIVERSAL-INVESTMENT-GESELLSCHAFT MBH FOR FINREON S6KB TAIL RISK CONTROL (WORLD) ESG	0	60.000	60.000
**D LM FUND LP	0	3.355	3.355
**D VNL LP	0	1.030	1.030
**D NUVEEN GLOBAL EQUITY INCOME FUND	0	303.775	303.775
**D NUVEEN REAL ASSET INCOME FUND	0	1.763.128	1.763.128
**D NUVEEN MULTI-ASSET INCOME FUND	0	291.744	291.744
**D NUVEEN REAL ASSET INCOME & GROWTH FUND	0	780.036	780.036
**D FIDELITY COVINGTON TRUST: FIDELITY INTL HIGH DIVIDEND ETF	0	485.412	485.412
**D FIDELITY INTERNATIONAL HIGH DIVIDEND INDEX ETF	0	220.234	220.234
**D FIMCO GLOBAL INVESTORS SERIES PLC	0	118.558	118.558
**D FIMCO RAE INTERNATIONAL FUND LLC	0	980.627	980.627
**D DWS INVESTMENT GMBH FOR DWS-FONDS PAJ 1	0	27.300	27.300
**D DWS INVESTMENT GMBH FOR DEAM-FONDS DVERG	0	32.331	32.331
**D DWS INVESTMENT GMBH FOR DEAM-FONDS EXEMPLUM	0	9.025	9.025
**D DWS INVESTMENT GMBH FOR DEAM-FONDS GDP 1	0	90.000	90.000
**D DWS INVESTMENT GMBH FOR DEAM-FONDS SCMS	0	3.066	3.066
**D DWS INVESTMENT GMBH FOR DEAM-FONDS STK	0	18.042	18.042
**D DWS INVESTMENT GMBH FOR DEAM-FONDS UVG 1	0	12.300	12.300
**D DWS INVESTMENT GMBH FOR DWS NOTAEARZTE	0	61.000	61.000
**D THRIVENT INTERNATIONAL ALLOCATION PORTFOLIO	0	750.766	750.766
**D RUSSELL INVESTMENTS MULTIFACTOR INTERNATIONAL EQUITY POOL	0	9.551	9.551
**D RUSSELL INVESTMENTS YIELD OPPORTUNITIES POOL	0	4.239	4.239
**D ALBERTA INVESTMENT MANAGEMENT CORPORATION	0	924.500	924.500
**D SCOTIA INTERNATIONAL EQUITY INDEX FUND	0	13.695	13.695
**D SSGA MSCI ACWI EX-USA INDEX NON-LENDING DAILY TRUST	0	38.597	38.597
**D SELFFINANCING POSTSECONDARY EDUCATION FUND	0	4.711	4.711
**D THRIFT SAVINGS PLAN	0	6.846.131	6.846.131
**D TFB IN ITS CAP AS MASTER CUSTODIAN OF FIDELITY (TAIWAN) SUSTAINABLE REDUCED CARBON OPPORTUNITIES	0	25.809	25.809
**D FOLKSAM TJANSTEPSION AB	0	537.332	537.332
**D HARTFORD SCHRODERS INTERNATIONAL MULTI-CAP VALUE FUND	0	1.218.433	1.218.433
**D SIR DAVID TRENCH FUND FOR RECREATION	0	10.962	10.962
**D ASIAN DEVELOPMENT BANK	0	1.165.954	1.165.954
**D NEW YORK STATE TEACHERS RETIREMENT SYSTEM	0	2.091.680	2.091.680
**D NEW YORK STATE TEACHERS RETIREMENT SYSTEM	0	319.726	319.726
**D NEW YORK STATE TEACHERS RETIREMENT SYSTEM	0	190.572	190.572
**D UBS FUND MANAGEMENT (SWITZERLAND) AG ON BEHALF OF ZURICH INVESTMENT INSTITUTIONAL FUNDS - ZIF GREEN	0	337.931	337.931
**D INVESCO INCOME ADVANTAGE INTERNATIONAL FUND	0	3.135	3.135
**D ZURICH INVEST ICAV	0	916.757	916.757
**D TU-NONQUALIFIED LLC	0	223.025	223.025
**D DWS INVESTMENT GMBH FOR DWSFONDS SAARAERZTE	0	56.000	56.000
**D VANGUARD FTSE DEVELOPED EUROPE ALL CAP INDEX ETF	0	85.201	85.201
**D VANGUARD FTSE DEVELOPED ALL CAPEX NORTH AMERICA INDEX ETF	0	1.016.133	1.016.133
**D SSB FTSE RAFI DEVELOPED 1000 INDEX NONLENDING COMMON TRUST FUND	0	72.698	72.698
**D STATE STREET FACTORBASED NONLENDING COMMON TRUST FUND	0	59.616	59.616
**D WELLINGTON MANAGEMENT FUNDS (IRELAND) PLC	0	3.018.979	3.018.979
**D MANULIFE INVESTMENT MANAGEMENT INTERNATIONAL EQUITY INDEX POOLED FUND	0	364.043	364.043
**D SONOMA COUNTY EMPLOYEES RETIREMENT ASSOCIATION	0	67.778	67.778

Pagina 62

Azionisti: 3.534 Testic: 39  
 Azionisti in proprio: 27 Azionisti in delega: 3.507

## LISTA ESITO DELLE VOTAZIONE

Objetto: Bilancio di esercizio al 31 dicembre 2022. Relazioni del Consiglio di Amministrazione, del Collegio Sindacale e della Società di revisione. FAVOREVOLI

Badge	Ragione Sociale	Proprio	Delega	Totale
**D	THE METHODIST HOSPITAL	0	221.562	221.562
**D	KAISER FOUNDATION HOSPITALS	0	151.630	151.630
**D	HC CAPITAL TRUST- THE INSTITUTIONAL INTERNATIONAL EQUITY PORTFOL	0	177.421	177.421
**D	HC CAPITAL TRUST - THE ESG GROWTH PORTFOLIO	0	19.818	19.818
**D	FMR CAPITAL INC	0	1.701	1.701
**D	UNIVERSAL INVESTMENT GESELLSCHAFT MBH FOR AQUILAUNIVERSALFONDS	0	6.250	6.250
**D	FIDELITY RUTLAND SQUARE TRUST II STRATEGIC ADV FIDELITY INT FND	0	492.300	492.300
**D	VARIABLE INSURANCE PRODUCTS FUND: STOCK SELECTOR ALL CAP PORTFOLIO	0	42.900	42.900
**D	POTNAM RETIREMENT ADVANTAGE GAAGROWTH PORTFOLIO	0	295.311	295.311
**D	POTNAM RETIREMENT ADVANTAGE GAABALANCE PORTFOLIO	0	132.836	132.836
**D	POTNAM RETIREMENT ADVANTAGE GAACONSERVATIVE PORTFOLIO	0	51.370	51.370
**D	POTNAM MULTI-ASSET INCOME FUND	0	23.600	23.600
**D	POTNAM VARIABLE TRUST - PUTNAM VT GLOBAL ASSET ALLOCATION FUND	0	17.472	17.472
**D	POTNAM DYNAMIC ASSET ALLOCATIONGROWTH FUND	0	363.757	363.757
**D	THE STATE OF NEVADA	0	41.314	41.314
**D	AB GLOBAL RISK ALLOCATION FUND INC	0	10.639	10.639
**D	JOHN HANCOCK LIFE AND HEALTH INSURANCE COMPANY	0	473.875	473.875
**D	AB BOND FUND INC AB ALL MARKETREAL RETURN PORTFOLIO	0	520.664	520.664
**D	AB COLLECTIVE INVESTMENT TRUST SERIES	0	209.333	209.333
**D	AB VARIABLE PRODUCTS SERIES FUND INC. - AB DYNAMIC ASSET AL LOCATION PORTFOLIO	0	22.374	22.374
**D	ALLIANZ GLOBAL INVESTORS GMBH FOR ALLIANZGIFONDS INDU	0	21.200	21.200
**D	MEAG MONICH ERGO KAPITALANLAGES MBH FOR MEAG EUROSTAR	0	39.969	39.969
**D	UNIVERSALINVESTMENTGESELLSCHAFTMBH FOR RZV	0	43.100	43.100
**D	IEM 401(K) PLUS PLAN TRUST	0	1.570.214	1.570.214
**D	PAX ELLEVAYE GLOBAL WOMEN'S LEADERSHIP FUND	0	171.111	171.111
**D	PAX GLOBAL SUSTAINABLE INFRASTRUCTURE FUND	0	302.472	302.472
**D	KONSUMENTKOOPERATIONENS PENSIONSTIFFTELSE	0	94.886	94.886
**D	THE BANK OF KOREA	0	10.456	10.456
**D	SPDR MSCI ACWI EXUS ETF	0	512.738	512.738
**D	SPDR S&P INTERNATIONAL DIVIDENDET	0	1.628.861	1.628.861
**D	WTCN COMMON TRUST FUNDS TRUSTINT RESEARCH EQUITY PORTFO	0	204.371	204.371
**D	SSB MSCI ITALY INDEX SECURITIESLENDING COMMON TRUST FUND	0	6.806.049	6.806.049
**D	STATE STREET WORLD ENHANCED SECURITIES LENDING COMMON TRUST FUND	0	9.700	9.700
**D	ALLIANZ INTERNATIONAL INVESTMENT FUNDS - ALLIANZ THEMATICA FUND	0	41.649	41.649
**D	ALGEMEEN PENSIOENFONDS VAN CURACAO	0	130.968	130.968
**D	ES ALLIANCE BERNSTEIN UK EQUITYFUND	0	749.400	749.400
**D	VIF ICVC VANGUARD FTSE GLOBAL ALL CAP INDEX FUND	0	320.538	320.538
**D	SCOTTISH WIDOWS INV.SOLUTIONS FUNDS ICVC-FUNDAMENTAL INDEX GLOBAL EQUITY FUND	0	1.416.445	1.416.445
**D	SPW MULTI-MANAGER ICVC - SPW MULTI-MANAGER EUROPEAN EX UK EQUITY FUND	0	1.184.445	1.184.445
**D	NATWEST ST JAMES'S PLACE MANAGED GROWTH UNIT TRUST	0	235.201	235.201
**D	MANAGED PENSION FUNDS LIMITED	0	2.188.807	2.188.807
**D	STICHTING PHILIPS PENSIOENFONDS	0	2.875.177	2.875.177
**D	NATWEST TRUSTEE AND DEPOSITARY SERVICES LIMITED AS TRUSTEE OF ST JAMES'S PLACE GLOBAL ABSOLUTE	0	104.422	104.422
**D	FAMILY INVESTMENTS CHILD TRUST FUND	0	173.232	173.232
**D	OMNIS PORTFOLIO INVESTMENTS ICVC - OMNIS DIVERSIFIED RETURNS FUND	0	8.096	8.096
**D	OLD MUTUAL LIFE ASSURANCE COMPANY (SOUTH AFRICA) LTD	0	29.412	29.412
**D	KPA TIANSTEFENSION AB (PUBL)	0	30.751	30.751
**D	KPA TIANSTEFENSIONSFORSAKRING AB (PUBL)	0	2.184.671	2.184.671
**D	DWS INVESTMENT GMBH FOR DEAMFONDS PG EQ	0	207.100	207.100
**D	DWS INVESTMENT GMBH FOR DEAM-FONDS MASP	0	168.000	168.000





LISTA ESITO DELLE VOTAZIONE

Oggetto: Bilancio di esercizio al 31 dicembre 2022. Relazioni del Consiglio di Amministrazione, del Collegio Sindacale e della Società di revisione. FAVOREVOLI

Badge	Ragione Sociale	Proprio	Delega	Totale
**D	MEZLER ASSET MANAGEMENT GMBH FOR MIFONDS 415	0	253.100	253.100
**D	ALLIANZ GLOBAL INVESTORS GMBH FOR ALLIANZGIFONDS HPT	0	26.978	26.978
**D	WELLINGTON COMPOUND GROWTH, L.P.	0	115.732	115.732
**D	DWS INVESTMENT GMBH FOR DEAFONDS GSK 1	0	93.691	93.691
**D	MERCY HEALTH RETIREMENT TRUST	0	126.393	126.393
**D	SSB MSCI EUROPE SCREENED INDEX NONLENDING COMMON TRUST FUND	0	248.867	248.867
**D	SSB MSCI ACWI EX USA IMI SCREENED NONLENDING COMMON TRUST FUND	0	247.043	247.043
**D	WTCN DAILY ENDURING ASSETS PORTFOLIO	0	425.904	425.904
**D	THE WELLINGTON TR CO NATL ASSOCMULTIPLE COLLECTIVE INVEST FDNSTR II	0	357.199	357.199
**D	SSB SP GLOBAL INFRASTRUCTURE INDEX NONLENDING COMMON TRUST FUND	0	2.833.666	2.833.666
**D	VANGUARD FIDUCIARY TRUST COMPANY DEVELOPED MARKETS INDEX TRUST	0	1.115.686	1.115.686
**D	VANGUARD ENERGY FUND	0	15.297.169	15.297.169
**D	ARKWRIGHT, LLC	0	36.285	36.285
**D	SCHWAB INTERNATIONAL DIVIDEND EQUIT Y ETF	0	4.828.596	4.828.596
**D	SCHWAB INTERNATIONAL EQUITY ETF	0	12.854.304	12.854.304
**D	VANGUARD TOTAL WORLD STOCK INDEX FUND	0	4.101.835	4.101.835
**D	VANGUARD DEVELOPED MARKETS INDEX FUND	0	60.473.029	60.473.029
**D	TEACHERS' RETIREMENT SYSTEM OF THE STATE OF ILLINOIS	0	848.087	848.087
**D	HC CAPITAL TRUST- THE CATHOLIC SRI GROWTH PORTFOLIO	0	4.907	4.907
**D	CATHOLIC INVESTMENT TRUST OF ARLINGTON	0	52.927	52.927
**D	VARIABLE INSURANCE PRODUCTS FUND IV UTILITIES PORTFOLIO	0	96.700	96.700
**D	FIDELITY INV TRUST FIDELITY TOTAL INT EQUITY FUND	0	20.300	20.300
**D	FUTNAM DYNAMIC ASSET ALLOCATIONBALANCED FUND	0	208.747	208.747
**D	FUTNAM DYNAMIC ASSET ALLOCATIONCONSERVATIVE FUND	0	57.474	57.474
**D	UNIVERSAL INVESTMENT GESELLSCHAFT MBH FOR KPT UNIVERSAL FONDS	0	378.913	378.913
**D	COHEN & STEERS REAL ASSETS FUND, INC	0	140.094	140.094
**D	FUTNAM DYNAMIC ASSET ALLOCATIONEQUITY FUND	0	1.832	1.832
**D	ALLIANZ GLOBAL INVESTORS GMBH FOR ALLIANZGI-FONDS SFT MASTER	0	720.740	720.740
**D	ALLIANZBERNSTEIN VARIABLE PRODUCTS SERIES, INC. INTERNATIONAL VALDE PORTFOLIO	0	84.717	84.717
**D	AB VPSF AB GLOBAL RISK ALLOCATIONMODERATE PORTFOLIO	0	933.141	933.141
**D	MEAG MUNICH ERGO KAPITALANLAGEGESELLSCHAFT MBH FOR MEAG ATLAS	0	1.661.131	1.661.131
**D	MEAG MULTI LIFE	0	109.908	109.908
**D	THE MASTER TRUST BANK OF JAPAN LTD RE: HITACHI FOREIGN EQUITY INDEX MOTHER FUND	0	204.016	204.016
**D	SPDR MSCI WORLD QUALITY MIX FUND	0	2.742	2.742
**D	COMMONFUND STRATEGIC SOLUTIONS GLOB AL EQUITY, LLC	0	163.145	163.145
**D	COHEN & STEERS, INC.	0	5.040	5.040
**D	LAZARD RETIREMENT INTERNATIONALEQUITY PORTFOLIO	0	272.384	272.384
**D	GOLDMAN SACHS TRUST GOLDMAN SACHS CLEAN ENERGY INCOME FUND	0	663.755	663.755
**D	THORNBERG GLOBAL INVESTMENT PLC	0	245.566	245.566
**D	THORNBERG INTERNATIONAL EQUITY FUND	0	8.556.297	8.556.297
**D	SPDR S+P GLOBAL INFRASTRUCTURE ETF ONE	0	1.897.691	1.897.691
**D	SPDR PORTFOLIO DEVELOPED WORLD EXUS ETF	0	5.383.062	5.383.062
**D	MORGAN STANLEY INSTITUTIONAL FUND TRUST - GLOBAL STRATEGIST PORTFOLIO	0	39.704	39.704
**D	MORGAN STANLEY VARIABLE INSURANCE F UND, INC. GLOBAL STRATEGI ST PORTFOLIO	0	6.590	6.590
**D	EUROPE INVESTMENT FUND	0	350.627	350.627
**D	TIAACREF INTERNATIONAL EQUITY FUND	0	7.850.180	7.850.180
**D	MASSACHUSETTS LABORERS PENSION FUND	0	136.412	136.412
**D	BRIGHTHOUSE FUNDS TRUST II METLIFE MSCI EAFE INDEX PORTFOLIO	0	508.431	508.431
**D	FRANK RUSSELL INVESTMENT CO II FLC	0	466.078	466.078
**D	PRINCIPAL DIVERSIFIED REAL ASSET CIT	0	818.887	818.887

143

*Handwritten signature or mark at the bottom right of the page.*

LISTA ESITO DELLE VOTAZIONE

Oggetto: Bilancio di esercizio al 31 dicembre 2022. Relazioni del Consiglio di Amministrazione, del Collegio Sindacale e della Società di revisione. FAVOREVOLI

Badge	Regione Sociale	Proprio	Delega	Totale
**D	WELLINGTON DIVERSIFIED INFLATIONHEDGES FUND	0	74.487	74.487
**D	M INTERNATIONAL EQUITY FUND	0	43.401	43.401
**D	INTERNATIONAL PAPER COMPANY COMMINGLED INVESTMENT GROUP TRUST	0	69.759	69.759
**D	LAZARD INTERNATIONAL EQUITY PORTFOLIO	0	2.716.910	2.716.910
**D	PUBLIC AUTHORITY FOR SOCIAL INSURANCE	0	71.402	71.402
**D	ZURICH ASSURANCE LTD	0	7.989.058	7.989.058
**D	ES ALLIANCEBERNSTEIN UK LOW VOLATILITY GLOBAL EQUITY FUND	0	7.852	7.852
**D	PINEBRIDGE GLOBAL FUNDS	0	175.933	175.933
**D	TIAACREF INTERNATIONAL EQUITY INDEX FUND	0	10.627.522	10.627.522
**D	TIAACREF LIFE FUNDS INTERNATIONAL EQUITY FUND	0	151.595	151.595
**D	STATE OF MINNESOTA	0	3.439.532	3.439.532
**D	ALAMEDA COUNTY EMPLOYEES' RETIREMENT ASSOCIATION	0	3.009.692	3.009.692
**D	AMERICAN AIRLINES INC MASTER FIXED BENEFIT PENSION TRUST	0	919.440	919.440
**D	SANDOOQ AL WATAN INVESTMENTS (RESTRICTED) LTD	0	1.162	1.162
**D	MORGAN STANLEY FUNDS (UK) - GLOBAL BALANCED SUSTAINABLE FUND	0	596	596
**D	FAMILY INVESTMENTS GLOBAL ICVC FAMILY BALANCED INTERNATIONAL FUND	0	111.825	111.825
**D	OMNIS PORTFOLIO INVESTMENTS ICVC - OMNIS EUROPEAN EQUITY LEADERS FUND	0	1.495.423	1.495.423
**D	THE MONETARY AUTHORITY OF SINGAPORE MAS	0	37.000	37.000
**D	HSBC BANK S&B AUT EU SCREEN EX CONTROVERSIES CW INDEX EQ FND	0	200.571	200.571
**D	NATWEST TRUSTEE AND DEPOSITORY SERVICES LIMITED AS TRUSTEE OF ST. JAMES'S PLACE STRATEGIC MANAGE	0	5.315.622	5.315.622
**D	FUNDO DE SEGURANCA SOCIAL DO GOVERNO DA REGIAO ADMINISTRATIVA ESPECIAL DE MACAU	0	239.303	239.303
**D	INTERNATIONAL MONETARY FUND	0	267.354	267.354
**D	INTERNATIONAL MONETARY FUND	0	261.758	261.758
**D	THE NOMURA ASSET MANAGEMENT INSTITUTIONAL GLOBAL TRUSTS	0	146.414	146.414
**D	SPDR PORTFOLIO EUROPE ETF	0	287.143	287.143
**D	SPDR EURO STOXX 50 ETF	0	6.186.990	6.186.990
**D	DWS INVESTMENT GMBH FOR DEAM FONDS DKS 1	0	68.000	68.000
**D	DWS INVESTMENT GMBH FOR DEUTSCHE INLM	0	60.000	60.000
**D	PARIBARA FUND LTD	0	629	629
**D	MCIC VERMONT (A RECIPROCAL RISKRETENTION GROUP)	0	62.381	62.381
**D	ALLIANZ GLOBAL INVESTORS FUND	0	10.220.534	10.220.534
**D	RUSSELL INVESTMENT COMPANY MULTISTRATEGY INCOME FUND	0	46.335	46.335
**D	RUSSELL INVESTMENT COMPANY MULTIFACTOR INTERNATIONAL EQUITY FUND	0	54.747	54.747
**D	ROYAL LONDON ASSET MANAGEMENT FUNDS PLC	0	75.351	75.351
**D	STB DEUTSC HE GLOBAL HIGH DIVIDEND EQUITY MOTHER FUND	0	30.324	30.324
**D	DWS GARANT	0	62.608	62.608
**D	DWS ESG MULTI ASSET INCOME KONTROLLTERT	0	670.242	670.242
**D	EATON VANCE RICHARD BERNSTEIN EQUITY STRATEGY FUND	0	589.511	589.511
**D	FRANKLIN TEMPLETON ETF TRUST - FRANKLIN FTSE EUROPE ETF	0	83.622	83.622
**D	PRINCIPAL EXCHANGE-TRADED FUNDS-PRINCIPAL INTERNATIONAL ADAPTIVE MULTI-FACTOR ETF	0	4.086	4.086
**D	PACIFIC SELECT FUND -PD INTERNATIONAL LARGE-CAP INDEX PORTFOLIO	0	292.300	292.300
**D	AMERICAN FUNDS INTERNATIONAL VANTAGE FUND	0	317.930	317.930
**D	ALLIANZ STIFTUNGSFONDS NACHHALTIGKEIT	0	27.605	27.605
**D	AMERICAN BUREAU OF SHIPPING	0	9.149	9.149
**D	MTBJ PINEBRIDGE GLOBAL TECHNOLOGY INFRASTRUCTURE MOTHER FND	0	220.000	220.000
**D	ALLIANZ SUISSE - STRATEGY FUND	0	22.808	22.808
**D	ALLIANZ GLOBAL INVESTORS FUND	0	565.657	565.657
**D	STATE STREET INTERNATIONAL EQUITIES INDEX TRUST LEVEL 15	0	143.540	143.540
**D	MORGAN STANLEY FUNDS (UK) - GLOBAL BALANCED INCOME FUND	0	272	272
**D	VANGUARD INVESTMENTS FUNDS ICVC-VANGUARD FTSE DEVELOPED WOR LD EX - U.K. EQUITY INDEX FUND	0	2.233.412	2.233.412

*Handwritten signature*

*Handwritten mark*

## LISTA ESITO DELLE VOTAZIONE

Oggetto: Bilancio di esercizio al 31 dicembre 2022. Relazioni del Consiglio di Amministrazione, del Collegio Sindacale e della Società di revisione. FAVOREVOLI

Badge	Ragione Sociale	Proprio	Delega	Totale
**D	VIF ICVC VANGUARD FTSE DEVELOPED EUROPE EXUK' EQUITY INDEX FUND	0	4.119.225	4.119.225
**D	NATWEST ST JAMES'S PLACE STRATEGIC INCOME UNIT TRUST	0	353.077	353.077
**D	NATWEST ST JAMES'S PLACE GLOBALEQUITY UNIT TRUST	0	6.254.258	6.254.258
6457	GABRIELI ALESSIO	44	0	44
6475	D'AGNILLO GIULIANA	1.000	0	1.000
6576	GAZZONI EMANUEL	300	0	300
6578	PESCINI GIANCARLO	10	15.000	15.010
6728	DE MARIA COSIMO	1.000	0	1.000
6797	SALOMONI STEFANO	555	0	555
6806	CINQUINI ALESSIO	25	0	25
6832	VISCONTI DI MODRONE RAIMONDO	146.500	0	146.500
DE*	FINANZIARIA GOLD - FINGOLD SPA	0	300.000	300.000
6853	ROSICA MASSIMO	0	169.436	169.436
**D	ZURICH COMPANHIA SEGUROS SA	0	2.500	2.500
***	NILSSON URBAN	0	700	700
***	GALETTA ILARDO ROSANNA	0	255.746	255.746
**D	AEIS INSTITUTIONAL FUND - AKTIEN GLOBAL	0	63.671	63.671
**D	RP - FONDS INSTITUTIONNEL - ACTIONS MARCHES DEVELOPPES LARGE CAP	0	599.979	599.979
**D	SYN ACTIONS EUROPE (EX-CH) B-UBS	0	572.930	572.930
**D	SYN ACT EUROPE EX-CH-A-AMUNDI	0	181.227	181.227
**D	CAPACITY - FONDS INSTITUTIONNEL - ACTIONS ETRANGERES RENDEMENT ABSOLU	0	76.000	76.000
**D	CAPACITY - FONDS INSTITUTIONNEL - ACTIONS ETRANGERES	0	30.766	30.766
**D	SYN TARGET NET ZERO GLOBAL EQUITIES	0	72.698	72.698
**D	FONDS DE PLACEMENT UNIGE - ACTIONS ETRANGERES	0	754.103	754.103
**D	CIAPP - CAISSE INTER-ENTREPRISES DE PREVOYANCE PROFESSIONNELLE	0	958.409	958.409
**D	SIEMENS-FONDS SIEMENS-RENTE	0	20.597	20.597
**D	KAPITALFORENINGEN LD, SMART BETA - MANDAT	0	203.675	203.675
**D	PUB INSTITUTIONAL FUND UMBRELLA- PUB EQUITIES EUROPE ( EX SWITZERLAND) 1	0	1.031.778	1.031.778
**D	JPMORGAN CHASE RETIREMENT PLAN	0	14.151.004	14.151.004
**D	TEACHERS RETIREMENT SYSTEM OF GEORGIA	0	2.500	2.500
***	DREYFUSS FREDERIC	0	228.502	228.502
**D	PENSIONSKASSE DES BUNDES PUBLICA	0	2.765.477	2.765.477
**D	EMPLOYEES RETIREMENT SYSTEM OF GEORGIA	0	1.251.746	1.251.746
**D	THE SOUTHERN COMPANY SYSTEM MASTER RETIREMENT TRUST	0	47.226	47.226
**D	HC REMTE	0	260.275	260.275
**D	KAPITALFORENINGEN LD, GLOBAL QUANT - MANDAT	0	422.409	422.409
**D	AXA AVENIR INFRASTRUCTURE	0	625.583	625.583
**D	AXA ACT CARBON OFFSET EUROBLIC EQUITY QI	0	423.167	423.167
**D	AXA INDICE EURO	0	502.289	502.289
**D	AXA AA DIVERSIFIE INDICIEL 1	0	21.406	21.406
**D	GREENWICH IVY LONG-SHORT FUND	0	69.325	69.325
**D	ZURICH INSURANCE COMPANY LTD - BRANCH ITALIANA	0	143.682	143.682
**D	ZURICH INSURANCE PIC	0	29.274	29.274
**D	ZURICH VIDA COMPANIA DE SEGUROS Y REASEGUROS SA	0	168.273	168.273
**D	BANCO SABADELL	0	557.000	557.000
**D	PIR EQUITY AXA ASSICURAZIONI	0	690.237	690.237
**D	MONDRIAN GLOBAL EQUITY VALUE FUND	0	3.990.745	3.990.745
**D	MONDRIAN INTERNATIONAL VALUE EQUITY FUND	0	1.991.923	1.991.923
**D	MONDRIAN ALL COUNTRIES WORLD EX-U.S. EQUITY COLLECTIVE INVESTMENT TRUST	0	27.109	27.109
**D	MASTER TRUST BANK OF JAPAN LTD. RE: AXA ROSENBERG EUROPEAN EQUITY MOTHER FUND	0		

*Handwritten signature: Howard R. ...*



LISTA ESITO DELLE VOTAZIONE

Oggetto: Bilancio di esercizio al 31 dicembre 2022. Relazioni del Consiglio di Amministrazione, del Collegio Sindacale e della Società di revisione. FAVOREVOLI

Badge	Ragione Sociale	Proprio	Delega	Totale
**D	MONDRAN INTERNATIONAL EQUITY COLLECTIVE INVESTMENT TRUST	0	723.020	723.020
**D	MONDRAN GLOBAL LISTED INFRASTRUCTURE FUND	0	13.620	13.620
**D	BERNISCHE PENSIONSKASSE BEK RUBR ES AKTIEN EUROPA	0	1.000.000	1.000.000
**D	BERNISCHE LEHRERVERSICHERUNGSKASSE	0	232.575	232.575
**D	GOVERNMENT SUPERANNUATION FUND	0	399.237	399.237
**D	JPMORGAN CHASE 401(K) SAVINGS PLAN	0	2.032.244	2.032.244
**D	PZENA INTERNATIONAL VALUE FUND	0	159.051	159.051
**D	WILSHIRE MUTUAL FUNDS, INC. - WILSHIRE INTERNATIONAL EQUITY FUND	0	147.172	147.172
**D	COVENANT HEALTH INVESTMENT TRUST	0	208.323	208.323
**D	FONDAZIONE ROMA - GLOBAL EQUITY SATELLITE II	0	272.559	272.559
**D	PUBLIC SCHOOL RETIREMENT SYSTEM OF THE CITY OF ST. LOUIS	0	279.097	279.097
**D	ARAMCO US RETIREMENT INCOME PLAN TRUST	0	129.178	129.178
**D	MASTER TR FOR DEFINED CONTRIBUTN PLNS OF AIRLINES, INC., US AIRWAYS, INC. AND AFF	0	1.379.967	1.379.967
**D	NFS LIMITED	0	1.490.586	1.490.586
**D	PROFENIAL PENSIONS LIMITED	0	100.005	100.005
**D	GLOBAL X MANAGEMENT (AUS) LIMITED	0	127.442	127.442
**D	CAISSE DE PENSIONS DU PERSONNEL COMMUNAL DE LAUSANNE (CFCL)	0	71.804	71.804
**D	MES UTILITIES FUND	0	11.837.954	11.837.954
**D	EQ ADVISORS TRUST - EQ/MES UTILITIES SERIES PORTFOLIO	0	841.562	841.562
**D	IPAC SPECIALIST INVESTMENT STRATEGIES - INTERNATIO	0	3.220.532	3.220.532
**D	MJP INTERNATIONAL FUND LLC	0	299.084	299.084
**D	R-CO WM RDT-DEI	0	1.379	1.379
**D	AMP ASSET MANAGEMENT LIFE LTD	0	23.334	23.334
**D	AMP INTERNATIONAL EQUITY INDEX FUND HEDGED	0	2.564.327	2.564.327
**D	AMP INTERNATIONAL EQUITY INDEX FUND	0	53.974	53.974
**D	MACQUARIE WHOLESALE FUNDS	0	781.338	781.338
**D	UBS FTSE RAFI DEVELOPED 1000 INDEX FUND	0	30.134	30.134
**D	UBS GLOBAL EQUITY CLIMATE TRANSITION FUND	0	348.182	348.182
**D	SHL3EF - IM LIMITED	0	97.199	97.199
**D	LEGACY LM LP	0	195.000	195.000
**D	NRG GLOBAL CLEAN EQUITY FUND	0	195.000	195.000
**D	WILSHIRE SOLUTIONSFUNDS TRUST	0	37.809	37.809
**D	CAUSEWAY CONCENTRATED EQUITY FUND	0	29.975	29.975
**D	WEA WF CLEARING SVCS FBO CUST 320043	0	38.477	38.477
**D	UNISYS MASTER TRUST	0	79	79
**D	CAUSEWAY GLOBAL VALUE UCITS FUND	0	657.333	657.333
**D	ROCKWELL AUTOMATION MASTER TRUST	0	161.132	161.132
**D	OIL INVESTMENT CORP LTD	0	205.013	205.013
**D	DIVERSIFIED TRUST COMPANY INTERNATIONAL EQUITY COMMON TRUST FUND	0	709.860	709.860
**D	NATIONAL BANK FINANCIAL INC	0	526.967	526.967
**D	RICHARD KING MELLON FDN	0	54.800	54.800
**D	R K MELLON INTERNATIONAL FUND	0	445.668	445.668
**D	WELLS FARGO AND COMPANY CASH BALANCE PLAN	0	128.556	128.556
**D	CAUSEWAY INTERNATIONAL OPPORTUNITIES FUND	0	335.619	335.619
**D	SIEMENS DIVERSIFIED GROWTH	0	498.717	498.717
**D	SIEMENS EMU EQUITIES	0	929.553	929.553
**D	PENSIONDANMARK PENSIONSFORSIKRINGSKTISELSKAB	0	139.188	139.188
**D	NON US EQUITY MANAGERS PORTFOLIO 1 ERISA	0	586.913	586.913
**D		0	2.620.000	2.620.000
**D		0	271.168	271.168

146

Handwritten signature at the bottom right of the page.



LISTA ESITO DELLE VOTAZIONE  
 Oggetto: Bilancio di esercizio al 31 dicembre 2022. Relazioni del Consiglio di Amministrazione, del Collegio Sindacale e della Società di revisione.  
**FAVOREVOLI**

Badge	Ragione Sociale	Proprio	Delega	Totale
**D	VANGUARD GLOBAL EQUITY FUND	0	5.891.680	5.891.680
**D	PUBLIC EMPLOYEES PENSION PLAN	0	1.366.629	1.366.629
**D	MUNICIPAL EMPLOYEES PENSION PLAN	0	389.236	389.236
**D	CAUSEWAY INTERNATIONAL VALUE FUND	0	32.486.900	32.486.900
**D	CAUSEWAY GLOBAL VALUE FUND	0	253.000	253.000
**D	OVERSEAS FUND	0	5.104.466	5.104.466
**D	SIEMENS ABSOLUTE RETURN	0	76.151	76.151
**D	AXA MPS FINANCIAL DESIGNATED ACTIVITY CO	0	2.400.000	2.400.000
**D	OSF HEALTHCARE SYSTEM	0	919.584	919.584
**D	SISTERS OF THE THIRD ORDER ST FRANCIS EMPLOYEE PENSION PLAN	0	526.688	526.688
**D	FIRE AND POLICE EMPLOYEES RETIREMENT SYSTEM OF THE CITY OF BALTIMORE	0	902.655	902.655
**D	TUCSON SUPPLEMENTAL RETIREMENT SYSTEM	0	366.199	366.199
**D	CAUSEWAY INTERNATIONAL VALDE EQUITY CIT	0	9.904.940	9.904.940
**D	SIEMENS EUROINVEST AKTIEN	0	120.498	120.498
**D	THE BANK OF AMERICA PENSION PLAN FOR LEGACY COMPANIES	0	2.065.638	2.065.638
**D	FARMERS GROUP INC 401 K SAVINGS PLAN	0	951.755	951.755
**D	WHEATON STOCK FUND	0	183.698	183.698
**D	TREASURER OF THE STATE OF NORTH CAROLINA EQUITY INVESTMENT	0	11.697.014	11.697.014
**D	PUBLIC EMPLOYEE RETIREMENT SYSTEM OF IDAHO	0	3.070.338	3.070.338
**D	SIEMENS BALANCED	0	137.619	137.619
**D	BOARD OF PENSIONS OF THE EVANGELICAL LUTHERAN CHURCH IN AMERICA	0	99.328	99.328
**D	CAMBRIA GLOBAL VALUE ETF	0	196.574	196.574
**D	CHERRY TREE FUND A SERIES TRUS	0	1.783.411	1.783.411
**D	INTERNATIONAL EQUITY FUND	0	1.810.515	1.810.515
**D	BRIDGE BUILDER INT EQUITY FUND	0	33.632.010	33.632.010
**D	INSPIRE INTERNATIONAL ETF	0	148.153	148.153
**D	NORTHERN LIGHTS FUND TRUST IV	0	60.354	60.354
**D	DMS QIAIF PLAT ICAV-GR INV EQ	0	158.194	158.194
**D	UBS (LUX) INSTITUTIONAL FUND - EQUITIES EUROPE (EX CH) PASSIVE II	0	3.418.892	3.418.892
**D	UBS (LUX) INSTITUTIONAL FUND - EQUITIES EUROPE (EX CH) PASSIVE	0	1.071.495	1.071.495
**D	UBS (LUX) KEY SELECTION SICAV - SYSTEMATIC ALLOCAT PTF EQUITY (USD)	0	43.726	43.726
**D	UBS FUND MANAGEMENT (LUXEMBOURG) SA	0	1.569.624	1.569.624
**D	MIGROS BANK (LUX) FONDS 40 (EUR)	0	21.450	21.450
**D	UBS (LUX) STRATEGY SICAV SAP DYNAMIC (USD)	0	25.872	25.872
**D	MIGROS BANK (LUX) FONDS 30	0	13.438	13.438
**D	UBS (LUX) STRATEGY SICAV-SYSTEMATIC - ALLOCATION PF DEFENSIVE (USD)	0	14.220	14.220
**D	UBS (LUX) STRATEGY SICAV-SYSTEMATIC - ALLOCATION PF MEDIUM (USD)	0	58.458	58.458
**D	UBS (LUX) EQUITY SICAV GLOBAL DEFENSIVE (USD)	0	44.221	44.221
**D	STRATEGY SICAV	0	21.845	21.845
**D	MIGROS BANK (LUX) FONDS INTERSTOCK	0	20.880	20.880
**D	MIGROS BANK (LUX) FONDS 50	0	23.009	23.009
**D	UBS (LUX) SICAV 1	0	58.981	58.981
**D	MTRAA SUPERANNUATION FUND	0	1.486.213	1.486.213
**D	MLC INVESTMENTS, MLC LIMITED	0	2.289.090	2.289.090
**D	PENSIONSKASSE BASEL-STADT	0	824.514	824.514
**D	UBS FUND MANAGEMENT (SWITZERLAND) AG.	0	3.738.171	3.738.171
**D	UBS FUND MANAGEMENT (SWITZERLAND) AG ON BEHALF OF PROFOND GAVIA FUND-AKTIEN WELT	0	453.613	453.613
**D	UBS FUND MANAGEMENT (SWITZERLAND) AG ON BEHALF OF FAZY GLOBAL ASSET ALLOCATION - DEVELOPED MARKETS EQUITIES	0	64.088	64.088
**D	PENSIONSKASSE POST	0	1.306.780	1.306.780
**D	COMPASS OFFSHORE HTV PCC	0	3.268.372	3.268.372

*Handwritten signature or mark at the bottom right of the page.*

147

LISTA ESITO DELLE VOTAZIONE

Objetto: Bilancio di esercizio al 31 dicembre 2022. Relazioni del Consiglio di Amministrazione, del Collegio Sindacale e della Società di revisione. FAVOREVOLI

Badge	Ragione Sociale	Proprio	Delega	Totale
**D	COMPASS HTV LLC.	0	5.144.928	5.144.928
**D	CPPIB GLOBAL OPPORTUNITIES LP	0	18.867.885	18.867.885
**D	PZENA VALUE FUNDS PLC C/O SANNE	0	607.254	607.254
**D	MONDRIAN FUNDS PUBLIC LIMITED COMPANY MONDRIAN FUNDS PUBLIC LIMITED COMPANY	0	109.572	109.572
**D	TRIVM UCITS PLATFORM PLC	0	193	193
**D	DANAHER CORPORATION RETIREMENT PLANS MASTER TRUST	0	676.967	676.967
**D	GANNETT RETIREMENT PLAN MASTER TRUST GANNETT RETIREMENT PLAN MASTER TRUST	0	135.632	135.632
**D	MASTER TRUST FOR CERTAIN TAX-QUALIFIED BECHTEL RETIREMENT PL	0	163.108	163.108
**D	PFIZER INC. MASTER TRUST	0	505.939	505.939
**D	MONDRIAN INTERNATIONAL EQUITY ESG FUND L.P.	0	485.313	485.313
**D	MONDRIAN GLOBAL EQUITY ESG FUND LP	0	48.343	48.343
**D	MONDRIAN INTERNATIONAL EQUITY FOCUSED FUND L.P.	0	338.432	338.432
**D	MONDRIAN GLOBAL ALL COUNTRIES WORLD EQUITY FUND L.P.	0	969.180	969.180
**D	CAUSEWAY MULTI-FUND LLC-INTERNATIONAL VALUE INSTITUTIONAL SE	0	3.229.544	3.229.544
**D	MS FUND LP	0	508.620	508.620
**D	PZENA GLOBAL VALUE FUND 2 DST	0	334.128	334.128
**D	PZENA INTERNATIONAL EX-US FOCUSED VALUE FUND DST A SERIES O	0	277.730	277.730
**D	PZENA VALUE TRUST	0	26.592	26.592
**D	FOOD AND AGRICULTURE ORGANIZATION OF THE UNITED NATIONS	0	31.154	31.154
**D	MONDRIAN GLOBAL EQUITY FUND L.P	0	497.417	497.417
**D	MONDRIAN INTERNATIONAL EQUITY FUND L.P.	0	16.602.922	16.602.922
**D	MONDRIAN ALL COUNTRIES WORLD EX-US EQUITY FUND LP	0	4.242.831	4.242.831
**D	PZENA GLOBAL FOCUSED VALUE FUND	0	141.458	141.458
**D	GOVERNMENT EMPLOYEES SUPERANNUATION BOARD.	0	2.513.413	2.513.413
**D	HALLIBURTON COMPANY EMPLOYEE BENEFIT MASTER TRUST	0	1.453.062	1.453.062
**D	CATERPILLAR INVESTMENT TRUST.	0	947.196	947.196
**D	CATERPILLAR INC. MASTER RETIREMENT TRUST	0	579.305	579.305
**D	EMERSON ELECTRIC CO RETIREMENT MASTER TRUST	0	339.498	339.498
**D	EAST SUSSEX PENSION FUND	0	43.999	43.999
**D	THE MOTOROLA PENSION SCHEME.	0	105.005	105.005
**D	NATIONAL RAILROAD RETIREMENT INVESTMENT TRUST	0	2.283.680	2.283.680
**D	THE BOARD OF THE PENSION PROTECTION FUND RENAISSANCE	0	15.710	15.710
**D	OKLAHOMA PUBLIC EMPLOYEES RETIREMENT SYSTEM	0	2.870.272	2.870.272
**D	SAN MATEO COUNTY EMPLOYEES' RETIREMENT ASSOCIATION	0	1.541.372	1.541.372
**D	THE NORTHERN TRUST COMPANY SUB-ADVISED COLLECTIVE FUNDS TRUS	0	217.334	217.334
**D	ILLINOIS MUNICIPAL RETIREMENT FUND	0	2.923.280	2.923.280
**D	BAPTIST FOUNDATION OF TEXAS.	0	383.572	383.572
**D	TEACHERS' RETIREMENT SYSTEM OF OKLAHOMA	0	2.527.628	2.527.628
**D	UBS COMMON CONTRACTUAL FUND.	0	86.026	86.026
**D	VALUE QUEST PARTNERS LLC - EUROPEAN FOCUSED VALUE	0	43.160	43.160
**D	PZENA INVESTMENT MANAGEMENT LLC	0	5.893	5.893
**D	AMERICAN FRIENDS OF THE HEBREW UNIVERSITY INC	0	36.510	36.510
**D	PZENA INVESTMENT MANAGEMENT LLC EUROPE EX-UK FOCUSED VALUE	0	6.353	6.353
**D	VALUEQUEST PARTNERS LLC -GLOBAL	0	97.851	97.851
**D	TD AMERITRADE CLEARING INC.	0	500	500
**D	ZURICH LIFE ASSURANCE PLC	0	5.186.139	5.186.139
**D	LATVIJAS BANKA	0	341.976	341.976
**D	UNITED CORPORATIONS LIMITED	0	352.811	352.811
**D	HEXAVEST EUROFAC FUND HEXAVEST INC	0	1	1

Azionisti: 3.534 Teste: 39  
 Azionisti in proprio: 27 Azionisti in delega: 3.507

*Handwritten signature*

## LISTA ESITO DELLE VOTAZIONE

Oggetto: Bilancio di esercizio al 31 dicembre 2022. Relazioni del Consiglio di Amministrazione, del Collegio Sindacale e della Società di revisione. FAVOREVOLI

Badge	Regione Sociale	Proprio	Delega	Totale
**D	HEXAVEST ACWI FUND	0	1	1
**D	DESJARDINS GLOBAL ASSET MANAGEMENT INC.	0	1.514	1.514
**D	FONDS COMIN DE PLACEMENT DES REGIMES DE RETRAITE DE L'UNIVE MAISON OMER-GINGRAS	0	49.284	49.284
**D	THE WINNIPG CIVIC EMPLOYEES' PENSION PLAN	0	174.417	174.417
**D	LETKO BROSEAU INFRASTRUCTURE EQUITY FUND	0	38.750	38.750
**D	THE ENDEAVOUR II FUND.	0	21.154	21.154
**D	UBS (LUX) INSTITUTIONAL SICAV	0	34.300	34.300
**D	EUROAGENTES UNIVERSAL FL	0	18.000	18.000
**D	QE/IT MKT AIF STD	0	498.476	498.476
**D	UBS IQ MSCI WORLD EX AUSTRALIA ETHICAL ETF	0	7.967	7.967
**D	PEOPLE'S BANK OF CHINA	0	2.422.717	2.422.717
**D	BMO CANADA PENSION PLAN	0	1.119.985	1.119.985
**D	UBS LOX FUND SOLUTIONS	0	6.909.048	6.909.048
**D	M&G (LUX) INVESTMENT FUNDS 1	0	20.921.680	20.921.680
**D	MONDRIAN GLOBAL ALL COUNTRIES WORLD EQUITY FUND	0	236.621	236.621
**D	AXA WORLD FUNDS	0	383.525	383.525
**D	MFS INVESTMENT FUNDS	0	5.067	5.067
**D	DESJARDINS SECURITE FINANCIERE COMPAGNIE D'ASSURANCE VIE	0	50.828	50.828
**D	SUNAMERICA SERIES TRUST - SA INTERNATIONAL INDEX PORTFOLIO	0	366.601	366.601
**D	SUNAMERICA SERIES TRUST SA TEMPLETON FOREIGN VALUE PORTFOLIO	0	1.295.711	1.295.711
**D	CIS GLOBAL EQUITY FUND LP	0	57.595	57.595
**D	MERCER QIF COMMON CONTRACTUAL FUND	0	4.255.611	4.255.611
**D	CAUSEWAY INTERNATIONAL OPPORTUNITIES GROUP TRUST	0	898.432	898.432
**D	TENNESSEE CONSOLIDATED RETIREMENT SYSTEM	0	8.461.755	8.461.755
**D	UBS (IRL) ETF PLC - S&P 500 ESG UCITS ETF (ENGLISH)	0	2.160.318	2.160.318
**D	AMERICAN BEACON INTERNATIONAL EQUITY FUND	0	1.778.012	1.778.012
**D	REGIME DE RENTES DU MOUVEMENT DESJARDINS	0	9.515	9.515
**D	SEASONS SERIES TRUST SA PUTNAM ASSET ALLOCATION DIVERSIFIED GROW	0	45.639	45.639
**D	SUNAMERICA SERIES TRUST SA JPM DIVERSIFIED BALANCED PORTFOLIO	0	17.160	17.160
**D	JNL/CAUSEWAY INTERNATIONAL VALDE SELECT FUND	0	8.380.873	8.380.873
**D	SEASONS SERIES TRUST SA MULTI-MANAGED INTERNATIONAL EQUITY PORTF	0	52.070	52.070
**D	SUNAMERICA SERIES TRUST SA BLACKROCK VCP GLOBAL MULTI ASSET PORT	0	106.776	106.776
**D	SUNAMERICA SERIES TRUST- SA SCHRODERS VCP GLOBAL ALLOCATION PORT	0	4.921	4.921
**D	LVIP MONDRIAN INTERNATIONAL VALUE FUND	0	5.636.040	5.636.040
**D	SANJAY GHEMWAT LIVING TRUST	0	43.962	43.962
**D	WELLS FARGO BK DECL OF TRUST ESTABL INVEST FUNDS EMPLOYEE BEN TR	0	361.309	361.309
**D	EMPOWER ANNUITY INSURANCE COMPANY	0	126.829	126.829
**D	FIDELITY RUTLAND SQUARE TRUST II STRATEGIC ADVISERS INT FUND	0	5.631.257	5.631.257
**D	INTERNATIONAL PAPER COMPANY COMMINGLED INVESTMENT GROUP TRUST	0	1.117.520	1.117.520
**D	LSAM SF 3 PLC	0	878.681	878.681
**D	SASKATCHEWAN HEALTHCARE EMPLOYEES' PENSION PLAN	0	1.737.385	1.737.385
**D	GOLDMAN SACHS TRUST II - GOLDMAN SACHS MULTI-MANAGER ALTERNATIVE	0	281.791	281.791
**D	DESJARDINS GLOBAL DIVIDEND FUND	0	4.183.563	4.183.563
**D	NATWEST ST JAMES' S PLACE GLOBALVALUE UNIT TRUST	0	50.862	50.862
**D	AXA INVESTMENT MANAGERS SCHWEIZAG ON BEHALF OF AXA (CH) STRATEGY FUND - GLOBAL EQUITY CHF	0	17.961.567	17.961.567
**D	TEACHERS' RETIREMENT SYSTEM OF THE STATE OF ILLINOIS	0	24.761	24.761
**D	MFS VARIABLE INSURANCE TRUST MFS UTILITIES SERIES	0	3.707.356	3.707.356
**D	GOLDMAN SACHS TRUST II MULTIMANAGER INTERNATIONAL EQUITY FUND	0	4.633.240	4.633.240
**D	GENERAL CONFERENCE CORPORATION OF SEVENTH DAY ADVENTISTS	0	1.820.660	1.820.660
**D		0	217.831	217.831

Pagina 70

Azionisti: 3.534 Teste: 39  
 Azionisti in proprio: 27 Azionisti in delega: 3.507

## LISTA ESITO DELLE VOTAZIONE

Objetto: Bilancio di esercizio al 31 dicembre 2022. Relazioni del Consiglio di Amministrazione, del Collegio Sindacale e della Società di revisione.  
FAVOREVOLI

Badge	Ragione Sociale	Proprio	Delega	Totale
**D	FACE INTERNATIONAL EQUITY INVESTMENTS	0	1.594.137	1.594.137
**D	HARTFORD REAL ASSET FUND	0	984.834	984.834
**D	AMERICAN AIRLINES INC MASTER FIXED BENEFIT PENSION TRUST	0	1.775.205	1.775.205
**D	NATIONAL EMPLOYMENT SAVINGS TRUST	0	1.295.640	1.295.640
**D	SUN CHEMICAL LIMITED PENSION SCHEME	0	53.058	53.058
**D	M+G INVESTMENT FUNDS (1) - M+G GLOBAL THEMES FUND	0	4.506.665	4.506.665
**D	MG INVESTMENT FUNDS (10) MG GLOBAL LISTED INFRASTRUCTURE FUND	0	4.531.636	4.531.636
**D	MG INVESTMENT FUNDS (1) MG EUROPEAN INDEX TRACKER FUND	0	112.838	112.838
**D	HARBOR CAPITAL GROUP TRUST FOR DEFINED BENEFIT PLANS	0	23.508	23.508
**D	AXA IM ETF ICAV	0	726.752	726.752
**D	OBULATE INTERNATIONAL PASTORAL INVESTMENT TRUST	0	12.974	12.974
6926	DRIGO FRANCESCO	0	0	0
DE*	ALLENANZA ASSICURAZIONI SPA	0	5.227.000	5.227.000
DE*	GENERALI ESPANA S.A. DE SEGUROS Y REASEG PENSION F	0	196.151	196.151
DE*	GENERALI ESPANA SA DE SEGUROS Y REASEGUROS	0	933	933
DE*	GENERALI ITALIA SPA	0	1.836.275	1.836.275
DE*	GENERTELLIFE SPA	0	1.252.265	1.252.265
DE*	GF A CARAIBES	0	23.858	23.858
DE*	L EQUITÉ ASSURANCES ET DE REA.	0	57.752	57.752
DE*	SOCIETA' CATTOLICA DI ASSICURAZIONE SPA	0	814.000	814.000
6933	MAZZOTTI BARBARA MARIA ANITA	589	0	589
6934	FORLANI MATTEO	1.992	0	1.992
6948	DELLA VEDOVA GARRIELE	0	0	0
DE*	ESCECIEFFE INVESTMENT S.R.L.	0	300.000	300.000
6966	VIGNOLI CLAUDIO	2.700	0	2.700
7024	GENOVESE STEFANO	0	0	0
DE*	ARCA ASSICURAZIONI S.P.A.	0	260.000	260.000
DE*	ARCA VITA S.P.A.	0	53.000	53.000
DE*	COMPAGNIA ASSICURATRICE LINEAR S.P.A.	0	281.000	281.000
DE*	UNIPOL GRUPPO S.P.A.	0	500.000	500.000
DE*	UNIPOL INVESTMENT S.P.A.	0	1.390.000	1.390.000
DE*	UNIPOLSAI ASSICURAZIONI S.P.A.	0	4.760.380	4.760.380
DE*	UNISALUTE S.P.A.	0	275.000	275.000
7248	MEGGIOLARO MAURO	0	0	0
DE*	FONDAZIONE FINANZA ETICA	0	250	250
7280	TABELLINI MAURO	0	2.237.161	2.237.161
DE*	FINANZIARIA CERAMICA CASTELLARANO S P A	0	1.125.711	1.125.711
DE*	GRANTIFIANDRE SOCIETA' PER AZIONI	0	3.167.161	3.167.161
DE*	IRIS CERAMICA GROUP SOCIETA' PER AZIONI	0	6.523.920	6.523.920
7317	DI STEFANO STEFANO	0	0	0
DE*	MINISTERO DELL'ECONOMIA E DELLE FINANZE	0	2.397.856.331	2.397.856.331
7352	RODINO' DEMETRIO	7	0	7
7437	LO GIUDICE ENRICO	0	0	0
DE*	COVALIS CAPITAL ENHANCED MASTER FUND LTD	0	21.290.623	21.290.623
DE*	COVALIS CAPITAL MASTER FUND LTD	0	29.206.109	29.206.109
DE*	COVALIS CAPITAL STRATEGIC OPPORTUNITIES MASTER FUND SPC	0	6.094.950	6.094.950
DE*	COVALIS CAPITAL TACTICAL OPPORTUNITIES MASTER FUND LTD	0	20.324.314	20.324.314
7613	AROSSA FABRIZIO	0	0	0
DE*	COVALIS CAPITAL TACTICAL OPPORTUNITIES MASTER FUND LTD	0	654.362	654.362
7683	TIBERTI SERGIO	0	0	0

Azionisti: 3.534 Teste: 39  
Azionisti in proprio: 27 Azionisti in delega: 3.507

Pagina 71



Assemblea Ordinaria del 10 maggio 2023

## LISTA ESITO DELLE VOTAZIONE

Oggetto: **Bilancio di esercizio al 31 dicembre 2022. Relazioni del Consiglio di Amministrazione, del Collegio Sindacale e della Società di revisione.**  
**FAVOREVOLI**

Badge Ragione Sociale  
 RL\* S.M.A. SERVIZI MEDICI AZIENDALISISTEMI SANITARI S.R.L.

Totale voti 6.553.085,686

Percentuale votanti % 99,595751

Percentuale Capitale % 64,456496

Proprio 1.260  
 Delega 0  
 Totale 1.260

151

Azionisti:  
 Azionisti in proprio:

3.534 Teste:  
 27 Azionisti in delega:

39  
 3.507

Pagina 72



LISTA ESITO DELLE VOTAZIONE

Oggetto: **Bilancio di esercizio al 31 dicembre 2022. Relazioni del Consiglio di Amministrazione, del Collegio Sindacale e della Società di revisione.**  
**CONTRARI**

Badge 7660 Ragione Sociale PINTORE SEBASTIANO  
Totale voti 4.645  
Percentuale votanti % 0,000071  
Percentuale Capitale % 0,000046

Proprio 4.645  
Delega 0  
Totale 4.645

152

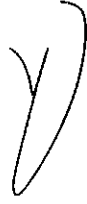
Azionisti:  
Azionisti in proprio:

1 Teste:  
1 Azionisti in delega:

2  
0

Pagina 73





LISTA ESITO DELLE VOTAZIONE  
 Oggetto: Bilancio di esercizio al 31 dicembre 2022. Relazioni del Consiglio di Amministrazione, del Collegio Sindacale e della Società di revisione.  
 ASTENUTI

Badge	Ragione Sociale	Proprio	Delega	Totale
6282	MAURO STEFANO	200	0	200
6421	TREVISAN DARIO	0	0	0
**D	TEACHERS' RETIREMENT SYSTEM OF THE CITY OF NEW YORK	0	993.869	993.869
**D	CHALLENGE FUNDS - CHALLENGE ITALIAN EQUITY	0	2.000.000	2.000.000
**D	CITY OF NEW YORK GROUP TRUST	0	23.597.143	23.597.143
6953	ROSICA MASSIMO	0	0	0
**D	HARVEST GLOBAL VALUE OPPORTUNITIES EQUITY FUND	0	2.456	2.456
<b>Totale voti</b>				
<b>Percentuale votanti %</b>	26.593.668			
<b>Percentuale Capitale %</b>	0,404178			
	0,261577			

*Handwritten signature or mark at the bottom right of the page.*



LISTA ESITO DELLE VOTAZIONE

Oggetto: Bilancio di esercizio al 31 dicembre 2022. Relazioni del Consiglio di Amministrazione, del Collegio Sindacale e della Società di revisione. NON VOTANTI E, PERTANTO ESCLUSI DAL QUORUM DELIBERATIVO

Badge	Regione Sociale	Proprio	Delega	Totale
6421	TREVISAN DARIO	0	0	0
**D	MEDIOBANCA SICAV	0	334.000	334.000
**D	FONDO PENSIONE NAZIONALE PER IL PERSONALE DELLE BANCHE DI CREDITO COOPERATIVO CASSE RURALI ED ARTIGIANE	0	8.335	8.335
**D	MEDIOBANCA SGR - MEDIOBANCA ESG EUROPEAN EQUITY	0	450.300	450.300
**D	EPSILON SGR - EPSILON EUROPEAN EQUITY LARGE CAP INDEX	0	27.145	27.145
**D	EPSILON SGR - EPSILON QVALUE	0	11.421	11.421
**D	EPSILON SGR - EPSILON QRETURN	0	69.838	69.838
**D	EPSILON SGR - EPSILON DLONGRUN	0	1.999	1.999
**D	EPSILON SGR - EPSILON QEQUITY	0	10.058	10.058
**D	EURIZONCAPITALSGR-EURIZONGLOBALDIVIDENDESG50JUGLIO2025	0	576.809	576.809
**D	EURIZONCAPITALSGR-EURIZON STEP 70 PIR ITALIA GIUGNO 2027	0	70.000	70.000
**D	EURIZONCAPITALSGR-EURIZONGLOBALDIVIDENDESG50-OTTOBRE2025	0	607.311	607.311
**D	EURIZON CAPITAL SGR - EURIZON AM FLEXIBLE TRILOGY	0	30.719	30.719
**D	EURIZON CAPITAL SGR - EURIZON AM GLOBAL MULTIASSET 30	0	13.722	13.722
**D	EURIZON CAPITAL SGR - EURIZON AM GLOBAL MULTIASSET II	0	7.941	7.941
**D	EURIZON CAPITAL SGR - EURIZON AM OBIETTIVO CONTROLLO	0	12.001	12.001
**D	EURIZON CAPITAL SGR - EURIZON AM OBIETTIVO STABILITA	0	3.803	3.803
**D	EURIZONCAPITALSGR-EURIZONTEMATICOOPPORTUNITIESG5007/2026	0	54.222	54.222
**D	EURIZON CAPITAL SGR - EURIZON AM TR MEGATREND	0	13.934	13.934
**D	EURIZON CAPITAL SGR - EURIZON AM TR MEGATREND II	0	202.957	202.957
**D	EURIZONCAPITALSGR-EURIZONTOPELECTIONEQUILIBRIOMAGGIO2025	0	33.043	33.043
**D	EURIZON CAPITAL SGR - EURIZON GLOBAL DIVIDEND	0	298	298
**D	EURIZONCAPITALSGR-EURIZONGLOBALDIVIDENDESG50-MAGGIO2025	0	63.651	63.651
**D	EURIZON CAPITAL SGR - EURIZON AZIONI EUROPA	0	95.604	95.604
**D	EURIZON CAPITAL SGR - EURIZON AZIONI ITALIA	0	446.690	446.690
**D	EURIZON CAPITAL SGR - EURIZON AZIONI INTERNAZIONALI	0	798.216	798.216
**D	EURIZON CAPITAL SGR - EURIZON RENDITA	0	8.571.433	8.571.433
**D	EURIZON CAPITAL SGR - EURIZON AZIONARIO INTERNAZIONALE ETICO	0	617.103	617.103
**D	EURIZON CAPITAL SGR - EURIZON AZIONI AREA EURO	0	25.924	25.924
**D	EURIZON CAPITAL SGR - EURIZON AZIONI PMI ITALIA	0	425.000	425.000
**D	EURIZONCAPITALSGR-EURIZONTOPELECTIONEQUILIBRIOMARZO2024	0	778.640	778.640
**D	EURIZONCAPITALSGR-EURIZONTOPELECTIONEQUILIBRIOMARZO2024	0	260.000	260.000
**D	EURIZONCAPITALSGR-EURIZONTOPELECTIONEQUILIBRIOMAGGIO2024	0	408	408
**D	EURIZONCAPITALSGR-EURIZONTOPELECTIONEQUILIBRIOMAGGIO2024	0	911	911
**D	EURIZONCAPITALSGR-EURIZONTOPELECTIONEQUILIBRIOMAGGIO2024	0	931	931
**D	EURIZONCAPITALSGR-EURIZONTOPELECTIONEQUILIBRIOMAGGIO2024	0	1.261	1.261
**D	EURIZONCAPITALSGR-EURIZONTOPELECTIONEQUILIBRIOMAGGIO2024	0	782	782
**D	EURIZONCAPITALSGR-EURIZONTOPELECTIONEQUILIBRIOMAGGIO2024	0	1.289	1.289
**D	EURIZONCAPITALSGR-EURIZONTOPELECTIONEQUILIBRIOMAGGIO2024	0	1.543	1.543
**D	EURIZONCAPITALSGR-EURIZONTOPELECTIONEQUILIBRIOMAGGIO2024	0	1.133	1.133
**D	EURIZONCAPITALSGR-EURIZONTOPELECTIONEQUILIBRIOMAGGIO2024	0	1.540	1.540
**D	EURIZON CAPITAL SGR - EURIZON PROGETTO ITALIA 70	0	2.498.949	2.498.949
**D	EURIZON CAPITAL SGR - EURIZON PROGETTO ITALIA 40	0	2.144.685	2.144.685
**D	EURIZON FUND - TOP EUROPEAN RESEARCH	0	24.426	24.426
**D	EURIZON FUND - ENHANCED CONSTANT RISK CONTRIB	0	5.222.022	5.222.022
**D	EURIZON FUND - ITALIAN EQUITY OPPORTUNITIES	0	32.631	32.631
**D	EURIZON FUND - EUROPEAN Q-EQUITY	0	2.350.000	2.350.000
**D	EURIZON FUND - Q-FLEXIBLE	0	416.733	416.733
**D	EURIZON FUND - EQUITY EUROPE LTE	0	1.110.205	1.110.205
**D		0	630.254	630.254

154

Handwritten signature or mark at the bottom right of the page.



LISTA ESITO DELLE VOTAZIONE

Oggetto: Bilancio di esercizio al 31 dicembre 2022. Relazioni del Consiglio di Amministrazione, del Collegio Sindacale e della Società di revisione. NON VOTANTIE, PERTANTO ESCLUSI DAL QORUM DELIBERATIVO

Badge	Ragione Sociale	Proprio	Delega	Totale
**D	EURIZON FUND - EQUITY EURO LTE	0	341.155	341.155
**D	EURIZON FUND - EQUITY ITALY SMART VOLATILITY	0	729.580	729.580
**D	EURIZON FUND - ACTIVE ALLOCATION	0	1.800.000	1.800.000
**D	EURIZON NEXT - STRATEGIA MEGATREND	0	967.593	967.593
**D	EURIZON FUND - EQUITY EUROPE ESG LTE	0	417.648	417.648
**D	EURAZON FUND - EQUITY WORLD EX-EUROPE ESG LEADERS LTE	0	94.160	94.160
**D	EUF - EQUITY PEOPLE	0	2.047.227	2.047.227
**D	ENEXT - STRATEGIA AZIONARIA DINAMICA	0	43.793	43.793
**D	ISFSIF -MONTECUCO.DIVERSIFIEDMULTI-ASSETFUND-SLEEVEIMAMUNDI	0	31.730	31.730
**D	EUF - EQUITY HIGH DIVIDEND	0	438.624	438.624
**D	EURIZON AM SICAV - ITALIAN EQUITY	0	1.400.000	1.400.000
**D	EURIZON AM SICAV - LOW CARBON EURO	0	285.599	285.599
**D	EURIZON AM SICAV - OBIETTIVO CONTROLLO	0	55.995	55.995
**D	EURIZON AM SICAV - OBIETTIVO EQUILIBRIO	0	111.154	111.154
**D	EURIZON AM SICAV - OBIETTIVO STABILITA	0	6.652	6.652
**D	EURIZON AM SICAV - OBIETTIVO SVILUPPO	0	8.578	8.578
**D	EURIZON AM SICAV - EUROPEAN EQUITY	0	24.425	24.425
**D	EURIZON AM SICAV - GLOBAL DYNAMIC ALLOCATION	0	201.501	201.501
**D	EURIZON AM SICAV - GLOBAL EQUITY	0	40.801	40.801
**D	EURIZON AM SICAV - GLOBAL MULTIASSET 15	0	43.285	43.285
**D	EURIZON AM SICAV - GLOBAL MULTIASSET 30	0	48.562	48.562
**D	EURIZONINVESTMENTSICAV-EUROPEEQUITY NSURANCECAPITALLIGHT	0	73.172	73.172
**D	EURIZON INVESTMENT SICAV - MULTIASSSET RISK OVERLAY	0	67.897	67.897
**D	EURIZON INVESTMENT SICAV - MULTIASSSET RISK OVERLAY MODERATO	0	7.174	7.174
**D	EIS - DONATELLO 2	0	35.000	35.000
**D	ISFSIF - DIVERSIFIED ALLOCATION FUND 4 - SLEEVE IM AZIMUT	0	17.165	17.165

Totale voti 38.400.290  
 Percentuale votanti % 0,583619  
 Percentuale Capitale % 0,377707

*Handwritten signature*

155



ATLANTE - CERASI  
STUDIO NOTARILE ASSOCIATO

AUTENTICA NOTARILE DI DICHIARAZIONE RESA AI SENSI DELL'ART.

46 DEL D.P.R. 445 DEL 28 DICEMBRE 2000 - ESENTE DA BOLLO AI

SENSI DELL'ART. 14 DELLA TABELLA ALLEGATA AL D.P.R. 642 DEL

26 OTTOBRE 1972

Roma, dieci maggio duemilaventitre

.(10/5/2023)

Certifico io Dr. Nicola ATLANTE, Notaio in Roma iscritto al

Collegio Notarile di Roma che, dichiaratosi consapevole delle

sanzioni penali conseguenti a dichiarazioni mendaci, il

firmatario infraindicato - della cui identità personale io

Notaio sono certo - ha sottoscritto in mia presenza la

documentazione che precede:

- Veronica Ciciriello nata a Roma il 26 giugno 1970,

domiciliata per la carica in Milano, Via Lorenzo Mascheroni

n. 19, presso Computershare S.p.A., nell'interesse di detta

persona giuridica.



156

P.le di Porta Pia, 121  
00198 Roma  
Tel. 44250157 Fax 44250130