

Assemblea Ordinaria del 10 maggio 2023All. P e
nec. 35627ESITO VOTAZIONE

Oggetto : **Relazione sulla politica di remunerazione e sui compensi corrisposti - Seconda Sezione: relazione sui compensi corrisposti nel 2022 (deliberazione non vincolante)**

Hanno partecipato alla votazione:

-n° 3.529 azionisti,

portatori di n° 6.579.347.730 azioni ordinarie, tutte ammesse al voto, pari al 64,714811% del capitale sociale.

Hanno votato:

		% su Azioni Ordinarie Ammesse al voto
Favorevoli	6.466.767.482	98,288884
Contrari	70.660.987	1,073982
SubTotale	<u>6.537.428.469</u>	99,362866
Astenuti	41.919.261	0,637134
Totale	<u>6.579.347.730</u>	100,000000
Non votanti	38.402.282	

Ai sensi dell'art. 135-undecies del TUF **non sono computate** ai fini del calcolo della maggioranza e del capitale richiesto per l'approvazione della delibera numero **16.700** azioni.

[Handwritten mark]

ENEL S.p.A.

Assemblea Ordinaria del 10 maggio 2023

10 maggio 2023 16.43.41

LISTA ESITO DELLE VOTAZIONE

Oggetto: Relazione sulla politica di remunerazione e sui compensi corrisposti - Seconda Sezione: relazione sui compensi corrisposti nel 2022 (deliberazione non vincolante) FAVOREVOLI

Badge	Regione Sociale	Proprio	Delega	Totale
6101	FEDERICO FABIO	290	0	290
6139	BONAFACCIA FAUSTO	5.868	10.326	16.194
RA	COMPUTERSHARE SPA RAPPRESENTANTE DESIGNATO EX ART 135 UNDECIES TUF NELLA PERSONA DI CARUSO ENRICO	0	0	0
D**	CAMOZZI ETTORE	0	1.000	1.000
D**	CASSA NAZIONALE DI PREVIDENZA ED ASSISTENZA FORENSE	0	52.417.000	52.417.000
D**	FONDO SCUOLA ESPERO - CRESCITA AZIONARIO	0	16.838	16.838
D**	MARCELLO DEL MAJNO LORENZO	0	50	50
D**	PASQUALUCCI GIOVANNI MARIA	0	1.000	1.000
D**	RAIOLA EMANUELE	0	1.300	1.300
D**	SORBONE ALESSANDRO	0	1.600	1.600
6210	CATONI GIANCARLO	400	0	400
6290	BELLAROTO FRANCESCO PAOLO	9.430	0	9.430
6293	BONFITTO VALENTINA	480	0	480
6328	SOMASCHINI VITTORIO	3.880	0	3.880
6351	GENTILUCCI LIVIO	0	0	0
DE*	GENERALI AKTIV MIX ERTRAG	0	2.461	2.461
DE*	GENERALI INVESTMENTS LUXEMBOURG SA	0	76.802	76.802
DE*	GENERALI INVESTMENTS SICAV	0	645.054	645.054
DE*	GENERALI SMART FUNDS	0	30.000	30.000
DE*	GIAM GENERALI INSURANCE ASSET MANAGEMENT	0	210.994	210.994
DE*	GIE ALLEANZA ORBLIGAZIONARIO	0	551.860	551.860
DE*	GIE FONDO ALTO AMERICA AZIONARIO	0	438.402	438.402
DE*	GIP GENERALI INVESTMENTS PARTNERS	0	143.628	143.628
6421	TREVISAN DARIO	0	0	0
**D	MORGEN AKTIEN GLOBAL UI	0	20.000	20.000
**D	HANNOVERSCHERMAXINVEST	0	80.030	80.030
**D	UNIVERSAL IMM	0	51.072	51.072
**D	SENTIX TOTAL RETURN OFFENSIV	0	88.000	88.000
**D	MASTERINVEST KAPITALANLAGE GMBH	0	138.299	138.299
**D	SENTIX RISK RETURN -A-	0	10.400	10.400
**D	HMT EURO SEASONAL LONGSHORT	0	44.712	44.712
**D	WOWI VERMOEGEN	0	10.000	10.000
**D	TIMM INVEST EUROPA PLUS	0	8.571	8.571
**D	VCH-UNIVERSAL-FONDS I	0	20.000	20.000
**D	HMT GLOBAL OPTIMAL DYNAMICS	0	27.880	27.880
**D	SELECTION RENDITE PLUS	0	70.000	70.000
**D	UNIVERSAL KMSF FONDS	0	20.000	20.000
**D	CANDRIAM BUSINESS EQUITIES SA	0	851.005	851.005
**D	BELFIUS PENSION FUND HIGH EQUITIES	0	2.662.798	2.662.798
**D	BELFIUS PENSION FUND LOW EQUITIES	0	310.743	310.743
**D	BELFIUS PENSION FUND BALANCED PLUS	0	959.290	959.290
**D	BELFIUS SUSTAINABLE PLACE	0	1.008.160	1.008.160
**D	UNIVERSAL INVESTMENT GESELLSCHAFT MBH ON	0	150.000	150.000
**D	AG OSTALB GLOBAL FONDS	0	130.000	130.000
**D	JRS-INTERNATIONAL-UNIVERSAL-FONDS	0	24.000	24.000
**D	WAVE TOTAL RETURN FONDS	0	80.883	80.883
**D	UNIVERSAL INVESTMENT GMBH	0	483.837	483.837
**D	HANNOVERSCHERMEDIUMINVEST	0	62.334	62.334
**D	DEKA INVESTMENT GMBH GLOBALE AKTIEN	0	324.047	324.047
**D	HELLABA INV KAPITALANL GES MBH HI KAPPA 1	0	205.600	205.600

Pagina 1

Azionisti: 3.327 Teste: 21
Azionisti in proprio: 11 Azionisti in delega: 3.316

859

[Handwritten signature]

ENEL S.p.A.

Assemblea Ordinaria del 10 maggio 2023

10 maggio 2023 16.43.41

LISTA ESITO DELLE VOTAZIONE

Oggetto: Relazione sulla politica di remunerazione e sui compensi corrisposti - Seconda Sezione: relazione sui compensi corrisposti nel 2022 (deliberazione non vincolante) FAVOREVOLI

Badge	Ragione Sociale	Proprio	Delega	Totale
**D	DEKA INVESTMENT GMBH DEKA VALUE EXTRA SE	0	255.072	255.072
**D	DEKA INVESTMENT GMBH A FU 1 FONDS AKTIEN	0	80.000	80.000
**D	DWS INVESTMENT GMBH DEAWM FONDS	0	46.000	46.000
**D	DEKA INVESTMENT GMBH RE NECKAR-FUNDMASTE	0	712.059	712.059
**D	DEKA INVESTMENT GMBH KVR FONDS AKTIEN E	0	113.202	113.202
**D	HELABA INV KAPITALANL GES MBH HI SZVA 23	0	223.815	223.815
**D	H H STIFTUNGSFONDS	0	20.000	20.000
**D	DEKA INVESTMENT GMBH A FU 2 FONDS	0	131.549	131.549
**D	DEKA INVESTMENT GMBH A SFUE AKT DIVIDEND	0	103.800	103.800
**D	DEKA INVESTMENT GMBH KHN AKTIEN EX EMER	0	40.170	40.170
**D	DEKA INVESTMENT GMBH BVP FONDS	0	23.000	23.000
**D	HELABA INV KAPITALANL GES MBH HI KAP	0	12.387	12.387
**D	DEKA INVESTMENT GMBH RE KSKBB-FUNDMASTER	0	70.000	70.000
**D	DEKA INVESTMENT GMBH SHC AKTIEN	0	16.000	16.000
**D	DEKA INVESTMENT GMBH RE A-SMZ-FONDS	0	54.200	54.200
**D	DELEN PRIVATE BANK	0	2.935.580	2.935.580
**D	UNIVERSAL INVEST SICAV	0	5.579.399	5.579.399
**D	C-F GLOBAL LINE	0	27.500	27.500
**D	UNIVERSAL-INVESTMENT-GESELLSCHAFT MBH	0	1.268.081	1.268.081
**D	INTERNATIONALE KAPITALANLAGEGESELLSCHAFT	0	110.000	110.000
**D	DEKA INVESTMENT GMBH BV PAR FONDS	0	38.870	38.870
**D	HELABA INV KAPITALANL GES MBH HI SZVA 17	0	152.800	152.800
**D	HELABA INV KAPITALANL GES MBH HI KAPPA 2	0	116.500	116.500
**D	DEKA INVESTMENT GMBH KSKBB FM 1 UO3	0	167.000	167.000
**D	KAIROS INTERNATIONAL SICAV - ITALIA	0	1.925.000	1.925.000
**D	KAIROS INTERNATIONAL SICAV - MADE IN ITALY	0	401.000	401.000
**D	PREVINDAI BIL AXA	0	302.383	302.383
**D	PREVINDAI SVI AXA	0	333.967	333.967
**D	PREVINDAI BIL EURIZON	0	34.376	34.376
**D	ARGIMON VITAS	0	750	750
**D	NEVERGELT PETER RUDOLF	0	7.560	7.560
**D	STOLL DANIEL	0	6.000	6.000
**D	PREVINDAI SVI EURIZON	0	45.138	45.138
**D	KIMURA YO	0	3.000	3.000
**D	KAIROS INTERNATIONAL SICAV - KEY	0	472.000	472.000
**D	CHEKALIN YURY	0	4.000	4.000
**D	SZINNA GABOR	0	5.400	5.400
**D	MAXIMCHUK ALEXEY	0	23.200	23.200
**D	AQR LUX FUNDS- AQR DIVERSIFIED-RISK PREMIA FUND/INTL TRADING	0	240.772	240.772
**D	DEKA INTERNATIONAL S.A. W/DEKA-NACHHALTIGKEIT AKTIEN CF(A)	0	600.000	600.000
**D	BANQUE PICTET AND CIE SA	0	50.572	50.572
**D	PICTET CH INSTITUTIONAL - EUROPEAN EX SWISS EQUITIES TRACKER EX SL	0	256.512	256.512
**D	PICTET CH INSTITUTIONAL - WORLD EX SWISS EQUITIES TRACKER	0	201.264	201.264
**D	DZPB II - FLEX 2	0	3.275.050	3.275.050
**D	PICTET CH INSTITUTIONAL-WORLD EX SWISS EQUITIES TRACKER US TE EX SL	0	86.164	86.164
**D	DEKA INVESTMENT GMBH W/A-HECKER-FONDS I	0	215.000	215.000
**D	PICTET - EUROPE INDEX	0	812.110	812.110
**D	INTERNATIONALE KAPITALANLAGEGESELLSCHAFT MBH W/INKA IMB	0	74.000	74.000
**D	PKG FONDS - AKTIEN GLOBAL	0	381.378	381.378
**D	DZPB II - FLEX 1	0	212.190	212.190

Pagina 2

Azionisti: 3.327 Teste: 21
Azionisti in proprio: 11 Azionisti in delega: 3.316

LISTA ESITO DELLE VOTAZIONE

Objetto: Relazione sulla politica di remunerazione e sui compensi corrisposti - Seconda Sezione: relazione sui compensi corrisposti nel 2022 (deliberazione non vincolante)
FAVOREVOLI

Badge	Ragione Sociale	Proprio	Delega	Totale
**D	DZPB II - FLEX 3	0	988.015	988.015
**D	PICTET GLOBAL SELECTION FUND - GLOBAL HIGH YIELD UTILITIES EQUITY FUND	0	76.949	76.949
**D	DEKA INVESTMENT GMBH W/DONAU-MULTI-ASSET-FUNDMASTER UOI AKTIEN	0	319.344	319.344
**D	PICTET-EUROLAND INDEX	0	460.294	460.294
**D	EKCLUSIV PORTFOLIO SICAV - CHANCE	0	73.750	73.750
**D	PICTET CH INSTITUTIONAL - EUROPEAN EX SWISS EQUITIES TRACKER	0	216.342	216.342
**D	EKCLUSIV PORTFOLIO SICAV-AKTIEN	0	130.245	130.245
**D	PICTET GLOBAL SELECTION FUND - GLOBAL UTILITIES EQUITY CURRENCY HEDGED FUND	0	601.897	601.897
**D	PICTET - CLEAN ENERGY TRANSITION	0	71.400	71.400
**D	DNB FUND - RENEWABLE ENERGY	0	11.937.089	11.937.089
**D	EKCLUSIV PORTFOLIO SICAV-WACHSTUM	0	3.311.159	3.311.159
**D	PICTET GLOBAL SELECTION FUND - GLOBAL INCOME STOCK FUND	0	137.400	137.400
**D	PICTET GLOBAL SELECTION FUND - GLOBAL UTILITIES EQUITY FUND	0	109.347	109.347
**D	DEKA INVESTMENT GMBH W/DEKA-PRIVATVORSORGE AS	0	27.572.013	27.572.013
**D	DEKA INVESTMENT GMBH W/CUYO COBA	0	236.000	236.000
**D	IF 1ST - GLOBE INDEX	0	14.218	14.218
**D	DEKA INVESTMENT GMBH W/NEO-FONDS AKTIEN	0	264.749	264.749
**D	DEKA INVESTMENT GMBH W/A-ALSPITZ 2-FONDS	0	207.622	207.622
**D	PICTET - GLOBAL MEGATREND SELECTION	0	90.500	90.500
**D	DEKA INVESTMENT GMBH W/DEKA-SOI-FONDS W/SOI-BANTIEON-LCR	0	2.537.931	2.537.931
**D	DEKA VERMOEGENSMANAGEMENT GMBH W/KEPPLER-GLOBAL VALUE-INVEST	0	11.740	11.740
**D	DEKA INVESTMENT GMBH W/A-FELD-AKTIEN-FONDS	0	50.350	50.350
**D	DEKA INVESTMENT GMBH W/DEKA-EUROPA AKTIEN STRATEGIE	0	68.050	68.050
**D	DEKA INTERNATIONAL S.A. W/DEKA-NACHHALTIGKEIT AKTIEN EUROPA	0	130.000	130.000
**D	DEKA VERMOEGENSMANAGEMENT GMBH, NIEDERLASSUNG LUXEMBURG W/IFM-INVEST AKTIEN EUROPA	0	2.256.400	2.256.400
**D	DEKA VERMOEGENSMANAGEMENT GMBH, NIEDERLASSUNG LUXEMBURG W/KSK INV CHANCE	0	310.000	310.000
**D	DEKA VERMOEGENSMANAGEMENT GMBH, NIEDERLASSUNG LUXEMBURG W/SPK MUENSTERLAND OST AKTIEN PLUS	0	253.600	253.600
**D	PICTET CH - GLOBAL EQUITIES	0	794.500	794.500
**D	WORLD TRADE ORGANIZATION PENSION PLAN	0	78.561	78.561
**D	DEKA VERMOEGENSMANAGEMENT GMBH W/ES-DIVIDENDENSTRATEGIE	0	77.391	77.391
**D	DEKA VERMOEGENSMANAGEMENT GMBH, NIEDERLASSUNG LUXEMBURG W/INVEST EVOLUTION	0	375.689	375.689
**D	SPARINVEST POOL-GLOBAL EQUITY POOL	0	48.000	48.000
**D	DEKA INVESTMENT GMBH W/SVN II-FONDS	0	67.161	67.161
**D	DEKA INTERNATIONAL S.A. W/DEKA-EUROPAVALDE	0	10.874	10.874
**D	DEKA INVESTMENT GMBH W/DEKA-NACHHALTIGKEIT KOMUNAL	0	28.000	28.000
**D	QUAERO CAPITAL FUNDS (LDX) - ACCESSIBLE CLEAN ENERGY	0	168.714	168.714
**D	PICTET - MULTI ASSET GLOBAL OPPORTUNITIES	0	539.047	539.047
**D	DEKA INVESTMENT GMBH W/DEKA-EURO-IST. EX FIN DI +UC.ETF	0	92.549	92.549
**D	PICTET CH INSTITUTIONAL - WORLD EX SWISS SUSTAINABLE EQUITIES TRACKER	0	1.417.745	1.417.745
**D	DEKA INVESTMENT GMBH W/DEKA-NACHHALTIGKEIT DIVIDENDENSTRATEGIE	0	130.727	130.727
**D	DMS INVESTMENT GMBH W/DEAM-FONDS BBR 1 A	0	1.500.000	1.500.000
**D	RAIFFEISEN INDEX FONDS -EURO STOXX 50	0	150.400	150.400
**D	INTERNATIONALE KAPITALANLAGEGESELLSCHAFT MBH W/INKA F100 W/8200	0	151.648	151.648
**D	DEKA INVESTMENT GMBH W/FULDA-FONDS	0	120.000	120.000
**D	DEKA INVESTMENT GMBH W/DEKA-STOXX EUROPE 50 UCITS ETF	0	6.900	6.900
**D	DEKA VERMOEGENSMANAGEMENT GMBH, NIEDERLASSUNG LUXEMBURG W/IFM-INVEST VERMOEGENSMANAG. AKTIEN	0	86.370	86.370
**D	SE XUE FUND	0	1.000.000	1.000.000
**D	DEKA INVESTMENT GMBH W/BEROLINA RENT DEKA W/02	0	350.000	350.000
**D	PICTET CH INSTITUTIONAL - WORLD EX SWISS EQUITIES TRACKER US TE	0	4.120	4.120
**D		0	39.568	39.568

Azionisti:

3.327

Teste:

21

Azionisti in proprio:

11

Azionisti in delega:

3.316

Pagina 3

ENEL S.p.A.

10 maggio 2023 16.43.41

Assemblea Ordinaria del 10 maggio 2023

LISTA ESITO DELLE VOTAZIONE

Oggetto: Relazione sulla politica di remunerazione e sui compensi corrisposti - Seconda Sezione: relazione sui compensi corrisposti nel 2022 (deliberazione non vincolante) FAVOREVOLI

Badge	Ragione Sociale	Proprio	Delega	Totale
**D	DEKA INVESTMENT GMBH W/DEKA-BR 35	0	125.537	125.537
**D	DEKA INVESTMENT GMBH W/DEKA-BAV-FONDS	0	171.932	171.932
**D	DEKA INVESTMENT GMBH W/DEKA-MEGATRENDS	0	920.000	920.000
**D	DEKA INVESTMENT GMBH W/BF MASTERFONDS 03	0	110.000	110.000
**D	DEKA INVESTMENT GMBH W/PALATIA FONDS W/U3 DEKA AKTIEN	0	157.300	157.300
**D	DEKA INVESTMENT GMBH W/ARGO NAVIS U2	0	18.000	18.000
**D	DEKA INVESTMENT GMBH W/HEIDELBERG NACHHALTIGKEIT GLOBALE AKTIEN OFFENSIV	0	9.453	9.453
**D	DEKA INVESTMENT GMBH W/A-AMISIA-FONDS	0	76.000	76.000
**D	DEKA INVESTMENT GMBH W/DEKA - BREMEN 1 W/CAMPUS	0	26.348	26.348
**D	DEKA INVESTMENT GMBH W/MAGUST-FONDS	0	30.500	30.500
**D	DEKA INVESTMENT GMBH W/ARIDEKA	0	4.500.000	4.500.000
**D	DEKA INVESTMENT GMBH W/DEKA MSCI WORLD UCITS ETF	0	257.408	257.408
**D	DEKA INVESTMENT GMBH W/DEKA-DIVIDENDENSTRATEGIE-EUROPA	0	640.000	640.000
**D	DEKA INVESTMENT GMBH W/MASTER 172 W/AKTIE	0	263.000	263.000
**D	DEKA INVESTMENT GMBH W/BIA-STRATEGIEFONDS NR. 5	0	131.556	131.556
**D	DEKA INVESTMENT GMBH W/NULLI-FONDS W/U01 AKTIEN	0	49.500	49.500
**D	DEKA INVESTMENT GMBH W/S BROKER 1 FONDS	0	10.000	10.000
**D	DEKA INVESTMENT GMBH W/HD-PHILOSOPHENWEG	0	48.032	48.032
**D	DEKA INVESTMENT GMBH W/A-DOR-FONDS W/U23	0	170.850	170.850
**D	DEKA INVESTMENT GMBH W/DEKA-BASISSTRATEGIE FLEXIBEL	0	50.000	50.000
**D	DEKA INVESTMENT GMBH W/DEKA-NACHHALTIGKEIT DYNAMISCH	0	270.000	270.000
**D	DEKA INVESTMENT GMBH W/DEKA STARKENBURG U04 AKTIEN BANTLEON	0	141.218	141.218
**D	DEKA INVESTMENT GMBH W/KAL-FONDS	0	4.000	4.000
**D	DEKA INVESTMENT GMBH W/A-WOLFACH-FONDS	0	6.000	6.000
**D	DEKA INVESTMENT GMBH W/A-KSK FULDA-FONDS	0	46.000	46.000
**D	DEKA INVESTMENT GMBH W/EKO-FONDS	0	20.000	20.000
**D	DEKA INVESTMENT GMBH W/MULDENTAL-FONDS	0	13.370	13.370
**D	DEKA INVESTMENT GMBH W/OBERES-SCHLOSS-U2	0	92.000	92.000
**D	DEKA INVESTMENT GMBH W/INTER-ESSEN-FONDS W/SEGMENT 2	0	42.867	42.867
**D	DEKA INVESTMENT GMBH W/A-DIM-WETZLAR-BALANCED-FONDS	0	51.171	51.171
**D	DEKA INVESTMENT GMBH W/A-NORDHAUSEN 2-FONDS W/U05	0	25.200	25.200
**D	DEKA INVESTMENT GMBH W/DEKA MSCI EUROPE UCITS ETF	0	12.698	12.698
**D	DEKA INVESTMENT GMBH W/DFM ALPHA W/U02 BANTLEON	0	256.848	256.848
**D	DEKA INVESTMENT GMBH W/KOMMUNAL-TUT-BALANCED-FONDS	0	43.673	43.673
**D	AVADIS FUND-AKTIE WELT AST 2	0	24.050	24.050
**D	DEKA INVESTMENT GMBH W/DEKA-BR 20	0	154.693	154.693
**D	DEKA INVESTMENT GMBH W/MV-FONDS	0	1.725	1.725
**D	DEKA INVESTMENT GMBH W/DEKA-BR 85	0	89.000	89.000
**D	DEKA INVESTMENT GMBH W/DEKA-DIVIDENDENSTRATEGIE	0	265.978	265.978
**D	DEKA INVESTMENT GMBH W/DEKA-BR 100	0	18.500.000	18.500.000
**D	DEKA INVESTMENT GMBH W/DEKA-BR 55	0	1.040.500	1.040.500
**D	DEKA INVESTMENT GMBH W/DEKA EURO STOXX 50 UCITS ETF	0	20.169	20.169
**D	DEKA INVESTMENT GMBH W/A-BAD HERSFELD-FONDS W/U01	0	2.054.539	2.054.539
**D	DEKA INVESTMENT GMBH W/MAULBRONN-STROMBERG-FONDS	0	39.050	39.050
**D	DEKA INVESTMENT GMBH W/A-ASD-FONDS	0	44.650	44.650
**D	DEKA INVESTMENT GMBH W/DEKAFONDS-RA-HH W/DWS AKTIEN	0	31.000	31.000
**D	DEKA INVESTMENT GMBH W/DEKA-UMWELTINVEST	0	84.582	84.582
**D	DEKA INVESTMENT GMBH W/A-DIM-WETZLAR-FONDS	0	9.000.000	9.000.000
**D	DEKA INVESTMENT GMBH W/A-VSA-FONDS W/BALANCE	0	26.096	26.096
**D		0	69.400	69.400

Pagina 4

Azionisti: 3.327 Teste: 21
Azionisti in proprio: 11 Azionisti in delega: 3.316

862

LISTA ESITO DELLE VOTAZIONE

Oggetto: Relazione sulla politica di remunerazione e sui compensi corrisposti - Seconda Sezione: relazione sui compensi corrisposti nel 2022 (deliberazione non vincolante) FAVOREVOLI

Badge	Ragione Sociale	Proprio	Delega	Totale
**D	AVADIS FUND-AKTIE WELT ESG AST 2	0	36.605	36.605
**D	DEKA INVESTMENT GMBH W/DEKA MSCI EUROPE LC UCITS ETF	0	16.859	16.859
**D	DEKA VERMOEGENSMANAGEMENT GMBH W/PRIVATE BANKING STRUKTUR	0	50.000	50.000
**D	DEKA INVESTMENT GMBH W/A-LANDGRAF PHILIPP FONDS W/UOI WERTPAPIERE	0	18.000	18.000
**D	INVESTERINGSFORENINGEN NORDEA INVEST - BAEREDYGTIGE AKTIER KL	0	393.425	393.425
**D	F.M. KIRBY TRUST DATED 1/3/1975 F/B/O FR	0	11.349	11.349
**D	SANTANDER SICAV	0	2.541.449	2.541.449
**D	FIDELITY INVESTMENT FUNDS - FIDELITY INDEX EUROPE EX UK FUND	0	662.223	662.223
**D	FULCRUM DIVERSIFIED ABSOLUTE RETURN FUND	0	28.538	28.538
**D	BUREAU OF LABOR FUNDS-LABOR INSURANCE FUND	0	388.606	388.606
**D	MORGAN STANLEY INVESTMENT FUNDS	0	64.094	64.094
**D	STICHTING PENSIOENFONDS VOOR HUISARTSEN	0	900.264	900.264
**D	FLEXSHARES STOXX GLOBAL BROAD INFRASTRUCTURE INDEX FUND	0	6.509.258	6.509.258
**D	FOVERUKA PENSION UNIVERSAL	0	200.375	200.375
**D	BUREAU OF LABOR FUNDS-LABOR PENSION FUND	0	2.676.780	2.676.780
**D	SPA INKA	0	77.987	77.987
**D	T. ROWE PRICE INTERNATIONAL EQUITY INDEX TRUST	0	448.511	448.511
**D	VERMONT PENSION INVESTMENT COMMISSION	0	103.273	103.273
**D	COMMINGLED PENSION TRUST FUND (EAFE EQUITY INDEX) OF JP MORGAN CHASE BANK, N.A.	0	4.159.177	4.159.177
**D	NATIONAL PENSION INSURANCE FUND	0	87.539	87.539
**D	FIDELITY INVESTMENT FUNDS-FIDELITY GLOBAL ENHANCED INCOME FUND	0	1.031.341	1.031.341
**D	VANGUARD INTERNATIONAL SHARES SELECT EXCLUSIONS INDEX FUND	0	177.908	177.908
**D	PUERTO RICO TELEPHONE COMPANY MASTER TRUST	0	33.397	33.397
**D	EQ ADVISORS TRUST - EQ/AB DYNAMIC GROWTH PORTFOLIO	0	93.456	93.456
**D	MISSOURI EDUCATION PENSION TRUST	0	349.191	349.191
**D	TFL PENSION FUND	0	1.802.788	1.802.788
**D	T. ROWE PRICE GLOBAL ALLOCATION FUND, INC.	0	126.295	126.295
**D	NORDEA SUSTAINABLE SELECTION BALANCED FUND	0	32.760	32.760
**D	BUREAU OF LABOR FUNDS - LABOR RETIREMENT FUND	0	469.886	469.886
**D	UNIVERSITIES SUPERANNUATION SCHEME	0	3.484.080	3.484.080
**D	NEW YORK STATE COMMON RETIREMENT FUND	0	1.889.795	1.889.795
**D	SAMPENSION LIVSFORSIKRING A/S	0	747.826	747.826
**D	JEFFREY LLC	0	71.813	71.813
**D	INVESTERINGSFORENINGEN PFA INVEST	0	59.223	59.223
**D	NORDEA SUSTAINABLE SELECTION GROWTH FUND	0	35.485	35.485
**D	MAIN I - UNIVERSAL - FONDS	0	192.258	192.258
**D	NORDEA DISCRETIONARY GLOBAL EQUITY FUND	0	481.041	481.041
**D	MAIN VI-UNIVERSAL-FONDS	0	17.165	17.165
**D	LVUI EQUITY WORLD EX EUROPE	0	40.000	40.000
**D	HANDELSBANKEN HALLSAR ENERGI	0	18.318.525	18.318.525
**D	VGV POOLFONDS PAI	0	193.857	193.857
**D	NORDEA GLOBAL EQUITY ALLOCATION FUND	0	761.292	761.292
**D	JPMORGAN GLOBAL RESEARCH ENHANCED INDEX EQUITY TRUST	0	18.740	18.740
**D	NORDEA INVESTMENT FUNDS S.A / NORDEA ASSET ALLOCATION FUND	0	326.809	326.809
**D	INVESTERINGSFORENINGEN NORDEA INVEST GLOBAL ENHANCED KL	0	451.906	451.906
**D	KATHERINE C MOORE CHARITABLE LEAD ANNUITY	0	1.856	1.856
**D	NORDEA GENERATIONSFOND 90-TAL	0	43.539	43.539
**D	JPMORGAN INVESTMENT FUNDS	0	2.165.457	2.165.457
**D	TM FULCRUM DIVERSIFIED CORE ABSOLUTE RETURN FUND	0	25.550	25.550
**D	VERDIPAPIRFONDET EQUINOR AKSJER EUROPA	0	284.000	284.000

Handwritten signature

Handwritten initials

LISTA ESITO DELLE VOTAZIONE

Oggetto: Relazione sulla politica di remunerazione e sui compensi corrisposti - Seconda Sezione: relazione sui compensi corrisposti nel 2022 (deliberazione non vincolante) FAVOREVOLI

Table with columns: Badge, Ragione Sociale, Proprio, Delega, Totale. Lists various funds and their corresponding vote counts.

Handwritten signature: J. De Dominicis

Handwritten mark: P66

LISTA ESITO DELLE VOTAZIONE

Objetto: Relazione sulla politica di remunerazione e sui compensi corrisposti - Seconda Sezione: relazione sui compensi corrisposti nel 2022 (deliberazione non vincolante)
FAVOREVOLI

Badge	Ragione Sociale	Proprio	Delega	Totale
**D	VANGUARD INTERNATIONAL SHARES INDEX FUND	0	3.180.074	3.180.074
**D	FTVZ	0	464.493	464.493
**D	PT-VISTON	0	914.944	914.944
**D	JPMCBNA	0	6.299	6.299
**D	CONSTRUCTION AND BUILDING UNIONS SUPERANNUATION FUND	0	9.279.891	9.279.891
**D	F. M. KIRBY FOUNDATION INC	0	37.595	37.595
**D	FIDELITY INVESTMENT FUNDS - FIDELITY EUROPEAN FUND	0	19.126.129	19.126.129
**D	TF-EQUITY	0	1.481.356	1.481.356
**D	DT EQUITY	0	1.009.024	1.009.024
**D	FIDELITY EUROPEAN TRUST PLC	0	7.333.236	7.333.236
**D	T. ROWE PRICE FUNDS OEIC - GLOBAL SELECT EQUITY FUND	0	7.851	7.851
**D	MACQUARIE INTERNATIONAL EQUITIES FUND	0	169.986	169.986
**D	NORDEA SUSTAINABLE SELECTION RETURN FUND	0	4.248	4.248
**D	NORDEA EUROPEAN PASSIVE FUND	0	133.792	133.792
**D	MACQUARIE MULTI-FACTOR FUND	0	117.352	117.352
**D	NORDEA STRATEGIA 90 FUND	0	6.916	6.916
**D	INVESTERINGSFORENINGEN SYDINVEST	0	98.953	98.953
**D	STRATEGIC INTERNATIONAL EQUITY FUND	0	119.047	119.047
**D	INVESTERINGSFORENINGEN BANKINVEST / GLOBALE AKTIERINDEKS KL	0	126.940	126.940
**D	JPMORGAN FUND III ICVC-JPM DIVERSIFIED GROWTH FUND	0	11.789	11.789
**D	EQUITABLE FINANCIAL LIFE INSURANCE COMPANY	0	60.305	60.305
**D	SUEWAG G55	0	21.213	21.213
**D	PFA PENSION FORSIKINGSAKTIESELSKAB	0	1.743.520	1.743.520
**D	VERDIPAPIRFONDET NORDEA GLOBAL	0	167.252	167.252
**D	LEW F55	0	32.249	32.249
**D	KYBURG INSTITUTIONAL FUND - AKTIEN WELT	0	1.529.416	1.529.416
**D	INVESTERINGSFORENINGEN NORDEA INVEST ENGR0S INTERNATIONALE AKTIER	0	290.758	290.758
**D	EQUINOR PENSION	0	300.000	300.000
**D	STICHTING JURIDISCH EIGENAAR ASR DUURZAM WERELDWID AANDELEN FONDS	0	142.241	142.241
**D	INVESTERINGSFORENINGEN NORDEA INVEST GLOBALE UD8YTTAKTIER KL	0	269.185	269.185
**D	FULCRUM FUNDS SPC - FULCRUM ENERGY-INFRASTRUCTURE-RENEWABLES FUND SP	0	9.248	9.248
**D	KANDELSBANKEN EUROPA INDEX CRITERIA	0	1.862.027	1.862.027
**D	NATIONAL FARMERS UNION MUTUAL INSURANCE SOCIETY LIMITED RETIREMENT BENEFITS SCHEME	0	29.094	29.094
**D	T. ROWE PRICE INTERNATIONAL EQUITY INDEX FUND	0	423.548	423.548
**D	WHOLESALE SRI INTERNATIONAL CORE EQUITIES	0	8.126	8.126
**D	JPMORGAN FUND ICVC - JPM MULTI-ASSET INCOME FUND	0	31.567	31.567
**D	NORDEA GENERATIONSFOND SENIOR	0	69.169	69.169
**D	ENVIA 178	0	33.807	33.807
**D	MAINSTAY CBRE GLOBAL INFRASTRUCTURE MEGATRENDS FUND	0	12.884.084	12.884.084
**D	JPMORGAN INCOME BUILDER FUND	0	989.031	989.031
**D	NORDEA GENERATIONSFOND 50-ITAL	0	636.695	636.695
**D	BUMA-UNIVERSAL-FONDS I	0	49.113	49.113
**D	VERDIPAPIRFONDET NORDEA PLAN VEKSTORIENTERT	0	16.744	16.744
**D	NORDEA GENERATIONSFOND 80-ITAL	0	320.531	320.531
**D	UI-FONDS BAV RBI AKTIEN	0	866.061	866.061
**D	FLEXSHARES MORNINGSTAR DEVELOPED MARKETS EX-US FACTOR TILT INDEX FUND	0	169.125	169.125
**D	RAGS-FUNDMASTER	0	70.365	70.365
**D	VERDIPAPIRFONDET NORDEA PLAN BALANSERT	0	25.827	25.827
**D	VANGUARD TOTAL INTERNATIONAL STOCK INDEX FUND	0	102.833.884	102.833.884
**D	NORDEA GLOBAL PASSIVE FUND	0	294.847	294.847

Azionisti:

3.327 Teste:

21

Azionisti in proprio:

11

Azionisti in delega:

3.316

Pagina 7

Judith Vally

865

LISTA ESITO DELLE VOTAZIONE

Oggetto: Relazione sulla politica di remunerazione e sui compensi corrisposti - Seconda Sezione: relazione sui compensi corrisposti nel 2022 (deliberazione non vincolante)

FAVOREVOLI

Badge	Ragione Sociale	Proprio	Delega	Totale
**D	INVESTERINGSFORENINGEN NORDEA INVEST GLOBALE AKTIER INDEKS KL	0	74.330	74.330
**D	INVESTERINGSFORENINGEN NORDEA INVEST AKTIER II KL	0	17.843	17.843
**D	VERDIPAPIRFONDET NORDEA PLAN KONSERVATIV NO	0	8.502	8.502
**D	COMMINGLED PENSION TRUST FUND (INTERNATIONAL RESEARCH ENHANCED EQUITY II) OF JPMORGAN CHASE BANK, N.A.	0	726.986	726.986
**D	EPS	0	115.437	115.437
**D	EMBO-FONDS	0	209.028	209.028
**D	NORDEA GLOBAL FUND	0	1.273.676	1.273.676
**D	NORDEA GLOBAL DIVIDEND FUND	0	3.902.254	3.902.254
**D	FIDELITY INVESTMENT FUNDS - FIDELITY INDEX WORLD FUND	0	907.233	907.233
**D	VERDIPAPIRFONDET NORDEA PLAN OFFENSIV	0	52.994	52.994
**D	FLEXSHARES INTERNATIONAL QUALITY DIVIDEND DYNAMIC INDEX FUND	0	53.259	53.259
**D	UI-E	0	60.726	60.726
**D	STICHTING SHELL PENSIOENFONDS	0	401.377	401.377
**D	FLEXSHARES INTERNATIONAL QUALITY DIVIDEND DEFENSIVE INDEX FUND	0	26.205	26.205
**D	NORDEA AKTIEALLOKERING	0	302.503	302.503
**D	VELLIV, PENSION & LIVSFORSIKRING A/S	0	17.120	17.120
**D	NORDEA GENERATIONSFOND 60-TAL	0	1.524.424	1.524.424
**D	EQ ADVISORS TRUST - ATM INTERNATIONAL MANAGED VOLATILITY PORTFOLIO	0	189.597	189.597
**D	THE MASTER TRUST BANK OF JAPAN, LTD. AS TRUSTEE FOR DAIDO LIFE FOREIGN EQUITY MOTHER FUND	0	4.103	4.103
**D	GLOBAL ASSET ALLOCATION IV4 MOTHER FUND	0	3.289	3.289
**D	VAERDIPAPIRFONDEN NORDEA INVEST FORTEFOLJE AKTIER	0	877.841	877.841
**D	VERDIPAPIRFONDET NORDEA AKSJER VERDEN	0	22.808	22.808
**D	JPMORGAN FUNDS	0	138.387	138.387
**D	DAIWA PAN EUROPEAN HIGH DIVIDEND YIELD STOCK MOTHER FUND	0	19.990	19.990
**D	NORDEA GENERATIONSFOND 70-TAL	0	597.933	597.933
**D	STATE OF WYOMING	0	494.856	494.856
**D	KAPITALFORENINGEN SAMPENSION INVEST, GLOBALT AKTIEINDEKS	0	815.590	815.590
**D	STATE OF NEW MEXICO STATE INVESTMENT COUNCIL	0	422.895	422.895
**D	GLOBAL MULTI ASSET PLUS MOTHER FUND	0	1.618	1.618
**D	SCHRODER OEP GLOBAL ACTIVE VALUE FUND	0	129.532	129.532
**D	EQ ADVISORS TRUST - EQ/AB DYNAMIC MODERATE GROWTH PORTFOLIO	0	206.446	206.446
**D	DL INTERNATIONAL RESEARCH OPEN MOTHER FUND	0	482.958	482.958
**D	SHINKO GLOBAL EQUITY INDEX MOTHER FUND	0	1.798	1.798
**D	JPMORGAN GLOBAL ALLOCATION FUND	0	52.568	52.568
**D	NATIONWIDE INTERNATIONAL INDEX FUND	0	560.961	560.961
**D	NEW YORK LIFE INSURANCE & ANNUITY CORPORATION	0	22.567	22.567
**D	GERANA SICAV-SIF, S.A.	0	137.209	137.209
**D	F M KIRBY TRUST DATED 1/3/75 FBO JEFFERS	0	11.833	11.833
**D	MANAGEMENT BOARD PUBLIC SERVICE PENSION FUND	0	17.082	17.082
**D	TM FULCRUM INCOME FUND	0	6.803	6.803
**D	DALLAS POLICE AND FIRE PENSION SYSTEM	0	136.670	136.670
**D	EQ ADVISORS TRUST - EQ/AB DYNAMIC AGGRESSIVE GROWTH PORTFOLIO	0	49.009	49.009
**D	T. ROWE PRICE INTEGRATED GLOBAL EQUITY FUND	0	13.200	13.200
**D	NATIONWIDE RAILROAD INTERNATIONAL EQUITIES FUND	0	200.000	200.000
**D	F.M. KIRBY TRUST DATED 1/3/75 F/B/O S. D	0	29.179	29.179
**D	CHINA LIFE INSURANCE COMPANY LIMITED	0	160.900	160.900
**D	BBF INKA	0	54.418	54.418
**D	T. ROWE PRICE FUNDS OEIC - CONTINENTAL EUROPEAN EQUITY FUND	0	14.484	14.484
**D	LIVSFORSIKRINGSSELSKAPET NORDEA LIV NORGE AS	0	16.315	16.315
**D	UI-PAVO-100	0	362.800	362.800

Assemblea Ordinaria del 10 maggio 2023

LISTA ESITO DELLE VOTAZIONI

OGGETTO: Relazione sulla politica di remunerazione e sui compensi corrisposti - Seconda Sezione: relazione sui compensi corrisposti nel 2022 (deliberazione non vincolante)
FAVOREVOLI

Badge	Ragione Sociale	Proprio	Delega	Totale
**D	NORDEA SUSTAINABLE SELECTION MODERATE FUND	0	17.361	17.361
**D	NORDEA INSTITUTIONAL INVESTMENT FUND, SICAV- FIS	0	84.387	84.387
**D	NORDEA GLOBAL ENHANCED FUND	0	991.725	991.725
**D	INVESTINGSFÖRENINGEN NORDEA INVEST EUROPE ENHANCED KL	0	139.799	139.799
**D	JPMORGAN GLOBAL CORE REAL ASSETS LIMITED	0	22.608	22.608
**D	JPMORGAN FUND ICVC - JPM EUROPE (EX-UK) RESEARCH ENHANCED INDEX EQUITY FUND	0	88.535	88.535
**D	EQ ADVISORS TRUST - EQ/WELLINGTON ENERGY PORTFOLIO	0	102.498	102.498
**D	VANGUARD FIDUCIARY TRUST COMPANY INSTITUTIONAL TOTAL INTERNATIONAL STOCK MARKET INDEX TRUST	0	6.277.123	6.277.123
**D	MAINSTAY VP CBRE GLOBAL INFRASTRUCTURE PORTFOLIO	0	126.001	126.001
**D	PGIM STRATEGIC INVESTMENTS, INC.	0	9.521	9.521
**D	SAS TRUSTEE CORPORATION POOLED FUND	0	816.792	816.792
**D	TM FULCRUM DIVERSIFIED LIQUID ALTERNATIVES FUND	0	7.502	7.502
**D	BT EUROPEAN SHARE FUND	0	199.042	199.042
**D	NORDEA SUSTAINABLE EQUITIES GLOBAL FUND	0	345.701	345.701
**D	JPMORGAN INTERNATIONAL RESEARCH ENHANCED EQUITY FUND	0	2.620.153	2.620.153
**D	JPMORGAN SUSTAINABLE INFRASTRUCTURE FUND	0	18.993	18.993
**D	ROBIN 1-FONDS	0	266.581	266.581
**D	SCHRODER INTERNATIONAL SELECTION FUND	0	1.288.665	1.288.665
**D	MACQUARIE INTERNATIONAL INFRASTRUCTURE SECURITIES FUND (UNHEDGED)	0	726.108	726.108
**D	TRPH CORPORATION	0	4.598	4.598
**D	AOR FUNDS - AOR INTERNATIONAL DEFENSIVE STYLE FUND	0	30.046	30.046
**D	INTECH GLOBAL ALL COUNTRY ENHANCED INDEX FUND LLC	0	7.491	7.491
**D	JPMORGAN SUSTAINABLE INFRASTRUCTURE ETF	0	28.681	28.681
**D	KAPITALFÖRENINGEN PENSAM INVEST, PSI 3 GLOBALE AKTIER 3	0	461.618	461.618
**D	JPMORGAN FUND ICVC - JPM GLOBAL RESEARCH ENHANCED INDEX EQUITY FUND	0	115.669	115.669
**D	T. ROWE PRICE AUSTRALIA LIMITED	0	19.073	19.073
**D	F.M. KIRBY TRUST DATED 1/3/75 F/B/O ALIC	0	18.618	18.618
**D	T. ROWE PRICE INTERNATIONAL VALUE EQUITY FUND	0	18.278.130	18.278.130
**D	NORDEA STRATEGIA 15	0	53.942	53.942
**D	NORDEA STRATEGIA 70	0	336.743	336.743
**D	CAUVERT INTERNATIONAL RESPONSIBLE INDEX ETF	0	18.465	18.465
**D	OB 2	0	250.879	250.879
**D	NORDEA STRATEGIA 50	0	242.392	242.392
**D	SHELL TRUST (BERMUDA) LTD AS TRUSTEE OF THE SHELL OVERSEAS CONTRIBUTORY PENSION FUND	0	48.062	48.062
**D	HOBBART FAMILY INVESTMENTS LLC	0	62.172	62.172
**D	T. ROWE PRICE EUROPEAN STOCK FUND	0	2.748.563	2.748.563
**D	NVIT INTERNATIONAL INDEX FUND	0	744.440	744.440
**D	NORDEA STRATEGIA 30	0	308.130	308.130
**D	NORDEA WORLD PASSIVE FUND	0	154.164	154.164
**D	CUSTODY BANK OF JAPAN, LTD. AS TRUSTEE FOR MIZUHO TRUST & BANKING CO., LTD. AS TRUSTEE FOR INTERNATIONAL EQUITY PASSIVE	0	0	1.105.481
1.105.481				
**D	INVESTINGSFÖRENINGEN NORDEA INVEST BASIS 2 KL	0	32.250	32.250
**D	T. ROWE PRICE RETIREMENT HYBRID TRUST	0	1.437.192	1.437.192
**D	EQ ADVISORS TRUST - EQ/INTERNATIONAL EQUITY INDEX PORTFOLIO	0	1.445.200	1.445.200
**D	INVESTINGSFÖRENINGEN NORDEA INVEST BASIS 3 KL	0	124.458	124.458
**D	VERDIPAPIRFONDEN NORDEA PLAN MODERAT	0	20.313	20.313
**D	PROVEDA GLOBAL EQUITY LIMITED PARTNERSHI	0	3.936	3.936
**D	T. ROWE PRICE INTERNATIONAL VALUE EQUITY TRUST	0	17.835.457	17.835.457
**D	FIDELITY INVESTMENT FUNDS - FIDELITY GLOBAL DIVIDEND FUND	0	8.205.000	8.205.000
**D	INVESTINGSFÖRENINGEN NORDEA INVEST BASIS 4 KL	0	38.102	38.102

Azionisti:

3.377 Teste:

21

Azionisti in proprio:

11

Azionisti in delega:

3.316

Pagina 9

LISTA ESITO DELLE VOTAZIONE

Oggetto: Relazione sulla politica di remunerazione e sui compensi corrisposti - Seconda Sezione: relazione sui compensi corrisposti nel 2022 (deliberazione non vincolante)

FAVOREVOLI

Badge	Regione Sociale	Proprio	Delega	Totale
**D	SCHRODER GLOBAL MULTI-CAP VALUE PORTFOLIO, L.P.	0	28.535	28.535
**D	SCHRODER DIVERSIFIED GROWTH FUND	0	54.223	54.223
**D	FOREIGN STOCK INDEX MOTHER FUND	0	357.891	357.891
**D	GLOBAL ASSET ALLOCATION TV3 (RISK CONSTRAINED TYPE) MOTHER FUND	0	8.140	8.140
**D	THE BOEING COMPANY EMPLOYEE RETIREMENT PLANS MASTER TRUST	0	315.468	315.468
**D	GAMLA LIVFORSÄKRINGSÅKTIEFONDEN SEB TRYGG LIV	0	69.432	69.432
**D	WORLD MULTI ASSET MOTHER FUND	0	6.142	6.142
**D	THE PUBLIC INSTITUTION FOR SOCIAL SECURITY	0	1.094.926	1.094.926
**D	T. ROWE PRICE FOREIGN INVESTMENT, INC.	0	3.060	3.060
**D	NORDEA AVTALSPELNINGSFOND MIDI	0	80.553	80.553
**D	AMF AKTIEFOND EUROPA	0	2.850.456	2.850.456
**D	ACTIAM SUSTAINABLE INDEX FUND EQUITY EUROPE	0	239.108	239.108
**D	ACTIAM DUURZAAM INDEX AANDELENFONDS EUROPA	0	789.644	789.644
**D	ANIMA PICPAC VALORE GLOBALE 2028	0	11.400	11.400
**D	FCP Avenir Croissance PA	0	14.970	14.970
**D	ZWITSERLEVEN INSTITUTIONELE BELEGINGSFONDSEN - ZWITSERLEVEN DUURZAAM INDEX AANDELENFONDS EUROPA	0	151.595	151.595
**D	AZIMUT CAPITAL MANAGEMENT SGR S.P.A.	0	711.000	711.000
**D	ANIMA VALORE GLOBALE	0	582.501	582.501
**D	BANCOPOSTA MIX 1	0	48.830	48.830
**D	DEAM FONDS ATZM	0	48.000	48.000
**D	KAYNE ANDERSON RENEWABLE INFRASTRUCTURE FUND	0	443.747	443.747
**D	ZWITSERLEVEN BELEGINGSFONDSEN - ZWITSERLEVEN EUROPEES AANDELENFONDS	0	2.325.610	2.325.610
**D	SYCOMORE SELECTION RESPONSABLE	0	879.410	879.410
**D	FCP KLESIA K ACTIONS EURO	0	22.406	22.406
**D	ACTIAM BF ASIFEW	0	31.629	31.629
**D	LE SECULAIRE	0	2.394.685	2.394.685
**D	LA FRANCAISE GREEN TECH EUROPE	0	2.150	2.150
**D	SAEV MASTERFONDS INKA	0	209.242	209.242
**D	LORENTZ ROCKET CROISSANC	0	402.243	402.243
**D	UNIVERSAL-INVESTMENT-GESELLSCHAFT MBH ON BEHALF OF MS-B HAUPFONDS	0	31.824	31.824
**D	UNIVERSAL-INVESTMENT-GESELLSCHAFT MBH ON BEHALF OF UNIVERSAL-OCO	0	224.782	224.782
**D	STICHTING AHOLD DELHAIZE PENSIOEN	0	45.522	45.522
**D	SYCOMORE INCLUSIVE JOBS	0	188.417	188.417
**D	UNIVERSAL-INVESTMENT-GESELLSCHAFT MBH ON BEHALF OF HMT GLOBAL AKTIEN INFRASTRUKTUR	0	217.940	217.940
**D	BANCOPOSTA AZIONARIO INTERNAZIONALE	0	90.000	90.000
**D	ACTIAM DUURZAAM EUROPEES AANDELENFONDS	0	500.515	500.515
**D	UNIVERSAL-INVESTMENT-GESELLSCHAFT MBH ON BEHALF OF HMT EURO AKTIEN PROTECT 90	0	15.616	15.616
**D	DNCA INVEST VALUE EUROPE	0	134.050	134.050
**D	ANIMA VISCONTEO	0	2.476.911	2.476.911
**D	PRAXIS INTERNATIONAL INDEX FUND	0	2.798.324	2.798.324
**D	JANUS HENDERSON GLOBAL EQUITY INCOME FUND	0	63.194	63.194
**D	UNIVERSAL-INVESTMENT-GESELLSCHAFT MBH ON BEHALF OF EPOTIF MASTERFONDS	0	1.495.672	1.495.672
**D	AZ FUND 1 AZ ALLOCATION DYNAMIC FOF	0	344.049	344.049
**D	ANIMA SFORZESCO	0	26.150	26.150
**D	HI PNWL DIVIDENDE PLUS FONDS	0	1.260.776	1.260.776
**D	FONDS OBJECTIF CLIMAT ACTIONS 2	0	612.041	612.041
**D	FDNC ACTIONS EUROPE	0	614.514	614.514
**D	UNIVERSAL-INVESTMENT-GESELLSCHAFT MBH ON BEHALF OF ARSD-UNIVERSAL-FONDS	0	43.342	43.342
**D	UNIVERSAL-INVESTMENT-GESELLSCHAFT MBH ON BEHALF OF COMMERZBANK FLEXIBLE ALLOCATION EUROLAND	0	157.541	157.541
**D		0	498.122	498.122

Azionisti:
Azionisti in proprio:

3.327 Testic:
11 Azionisti in delega:

21
3.316

Pagina 10

Jesus Garcia

888



LISTA ESITO DELLE VOTAZIONE

Oggetto: Relazione sulla politica di remunerazione e sui compensi corrisposti - Seconda Sezione: relazione sui compensi corrisposti nel 2022 (deliberazione non vincolante)

FAVOREVOLI

Badge	Ragione Sociale	Proprio	Delega	Totale
**D	ACTIAM DUURZAAM INDEX BANDELENFONDS WRELD	0	186.857	186.857
**D	UNIVERSAL-INVESTMENT-GESELLSCHAFT MBH ON BEHALF OF BAYERISCHER PENSTONSFONDS	0	280.408	280.408
**D	AZ FUND 1 AZ EQUITY EUROPE	0	520.000	520.000
**D	FCP GARANCE EUROPE 2	0	457.326	457.326
**D	FCP CNP ACTIONS EUR-FID.	0	1.844.957	1.844.957
**D	MANDARINE EQUITY INCOME	0	65.915	65.915
**D	FCP ALBA VALEUR	0	290.000	290.000
**D	SYCOMORE PARTNERS	0	185.000	185.000
**D	ANIMA PICPAC ESALOGO BILANCIATO 2025 III	0	15.830	15.830
**D	ANIMA INIZIATIVA ITALIA	0	2.693.900	2.693.900
**D	BANCOPOSTA AZIONARIO EURO	0	1.763.615	1.763.615
**D	DEKA-MASTER-HAEK I	0	217.118	217.118
**D	UNIVERSAL-INVESTMENT-GESELLSCHAFT MBH ON BEHALF OF HMT EURO AKTIEN VOLCONTROL	0	113.244	113.244
**D	CAIXABANK GLOBAL ALBUS FUND	0	181.000	181.000
**D	UNIVERSAL-INVESTMENT-GESELLSCHAFT MBH ON BEHALF OF BHI 12 UNIVERSALFONDS	0	5.045	5.045
**D	PHILADELPHIA GAS WORKS PENSION PLAN	0	8.354	8.354
**D	SYCOMORE L/S OPPORTUNITIES	0	239.500	239.500
**D	BANCOPOSTA EQUITY ALL COUNTRY	0	30.405	30.405
**D	LA FRANCAISE ACTIONS EURO CAPITAL HUMAN	0	276.740	276.740
**D	UNIVERSAL-INVESTMENT-GESELLSCHAFT MBH ON BEHALF OF WMB-UNIVERSAL-FONDS	0	11.401	11.401
**D	HENDERSON HORIZON EUROLAND FUND	0	2.218.175	2.218.175
**D	UNIVERSAL-INVESTMENT-GESELLSCHAFT MBH ON BEHALF OF FEHO-UNIVERSAL-FONDS	0	120.000	120.000
**D	JANUS HENDERSON INSTITUTIONAL EUROPEAN INDEX OPPORTUNITIES FUND	0	40.878	40.878
**D	ANIMA EUROPA	0	409.495	409.495
**D	AZ FUND 1 AZ ALTERNATIVE LONG SHORT EUROPE	0	82.000	82.000
**D	AMERICAN HEART ASSOCIATION, INC.	0	28.976	28.976
**D	KAYNE ANDERSON RENEWABLE ENERGY TRANSITION FUND, L.P.	0	40.500	40.500
**D	ANIMA TARGET VISCONTEO 2024	0	42.673	42.673
**D	UNIVERSAL-INVESTMENT-GESELLSCHAFT MBH ON BEHALF OF VSTBH-UNIVERSAL-FONDS	0	28.818	28.818
**D	UNIVERSAL-INVESTMENT-GESELLSCHAFT MBH ON BEHALF OF COLUMBUS FONDS	0	118.661	118.661
**D	AZ FUND 1 AZ ALLOCATION GLOBAL INCOME	0	50.000	50.000
**D	AZ FUND 1 CGM OPPORTUNISTIC GLOBAL	0	130.000	130.000
**D	CARILLON CLARIVEST INTERNATIONAL STOCK FUND	0	211.662	211.662
**D	LEMANIA GLOBAL EQUITY	0	57.744	57.744
**D	AZ FUND 1 AZ ALLOCATION GLOBAL CONSERVATIVE	0	100.000	100.000
**D	MASTERFONDS BANTHUS	0	70.942	70.942
**D	UNIVERSAL-INVESTMENT-GESELLSCHAFT MBH ON BEHALF OF VE-UNIVERSAL-FONDS	0	808.780	808.780
**D	ANIMA ITALIA	0	5.615.034	5.615.034
**D	BANCOPOSTA MIX 2	0	148.980	148.980
**D	WLAKH MASTER	0	26.000	26.000
**D	KAYNE ANDERSON RENEWABLE INFRASTRUCTURE PARTNERS, LP	0	1.475.062	1.475.062
**D	FAM SERIES UCITS ICAY	0	1.661.264	1.661.264
**D	TRUESHARES EAGLE GLOBAL RENEWABLE ENERGY INCOME ETF	0	19.079	19.079
**D	AZ FUND 1 CGM OPPORTUNISTIC EUROPEAN	0	75.000	75.000
**D	HUBER CAPITAL INVESTMENTS, LLC	0	2.597	2.597
**D	V-SHARES MSCI WORLD ESG MATERIALITY AND CARBON TRANSITION ETF	0	1.684	1.684
**D	UNIVERSAL-INVESTMENT-GESELLSCHAFT MBH ON BEHALF OF BROCKEN-UI-FONDS	0	214.000	214.000
**D	BOSTON PARTNERS GLOBAL EQUITY FUND	0	365.262	365.262
**D	UNIVERSAL-INVESTMENT-GESELLSCHAFT MBH ON BEHALF OF PSVAG MASTERFONDS	0	379.721	379.721
**D	UNIVERSAL-INVESTMENT-GESELLSCHAFT MBH ON BEHALF OF HMT EURO AKTIEN PROTECT 95	0	53.955	53.955

86P

Handwritten signature at the bottom right of the page.

LISTA ESITO DELLE VOTAZIONI

Oggetto: Relazione sulla politica di remunerazione e sui compensi corrisposti - Seconda Sezione: relazione sui compensi corrisposti nel 2022 (deliberazione non vincolante)
FAVOREVOLI

Badge	Regione Sociale	Proprio	Delega	Totale
**D	GENERALI INVESTMENTS SICAV - SRI EUROPEAN EQUITY	0	546.289	546.289
**D	CONSERVATION INTERNATIONAL FOUNDATION, INC.	0	7.726	7.726
**D	FRIENDS FIDUCIARY CORPORATION	0	16.614	16.614
**D	UNIVERSAL-INVESTMENT-GESELLSCHAFT MBH ON BEHALF OF SPM 2006-UNIVERSAL-FONDS	0	33.845	33.845
**D	FIDELITY SICAV EUROPE	0	3.138.097	3.138.097
**D	ABERDEEN STANDARD SICAV I	0	2.442	2.442
**D	EXANE FUNDS 2	0	4.404.041	4.404.041
**D	LA FRANCAISE LUX - GTS REACTIF	0	22.565	22.565
**D	ANIMA PICPAC MAGELLANO 2023	0	3.444	3.444
**D	POSTE INVESTO SOSTENIBILE	0	277.820	277.820
**D	ARTI & MESTIERI - FONDO PENSIONE APERTO	0	15.246	15.246
**D	ANIMA SELEZIONE EUROPA	0	1.349.911	1.349.911
**D	ANIMA ALTO POTENZIALE ITALIA	0	1.904.499	1.904.499
**D	ANIMA PICPAC ESALOGO BILANCIATO 2025 II	0	19.585	19.585
**D	ANIMA ESAGONO AZIONARIO GLOBALE	0	459.267	459.267
**D	ANIMA MAGELLANO	0	295.232	295.232
**D	ANIMA CRESCITA ITALIA	0	1.759.828	1.759.828
**D	ANIMA AZIONARIO INTERNAZIONALE	0	77.242	77.242
**D	ANIMA OBIETTIVO ITALIA	0	183.326	183.326
**D	ANIMA ESALOGO PRUDENTE	0	54.005	54.005
**D	ANIMA PICPAC ESALOGO BILANCIATO 2026	0	47.320	47.320
**D	ANIMA AZIONARIO PRESI SVILUPPATI LTE	0	59.676	59.676
**D	BANCOPOSTA MIX 3	0	281.690	281.690
**D	ANIMA PICPAC ESALOGO BIL 2023	0	3.700	3.700
**D	UNIVERSAL-INVESTMENT-GESELLSCHAFT MBH ON BEHALF OF HMT WERTSICHERUNG 94 ESG	0	17.190	17.190
**D	ANIMA SELEZIONE GLOBALE	0	239.930	239.930
**D	SGD RS 2015 2	0	300.795	300.795
**D	HI-172915-FONDS	0	39.325	39.325
**D	BPI GLOBAL INVESTMENT FUND- MAVERICK GLOBAL FUND	0	16.548	16.548
**D	MERCER UNHEDEDGED OVERSEAS SHARES TRUST	0	165.838	165.838
**D	ABERDEEN STANDARD CAPITAL INTERNATIONAL LIMITED	0	696.917	696.917
**D	ATCP-UI-FONDS	0	27.278	27.278
**D	UNISUPER	0	1.172.244	1.172.244
**D	SPM 2006-UNIVERSAL-FONDS	0	21.740	21.740
**D	UNIVERSAL-INVESTMENT-GESELLSCHAFT MBH ON BEHALF OF PSVAG AKTIENFONDS	0	293.000	293.000
**D	AZ FUND 1 AZ ALLOCATION GLOBAL	0	24.440	24.440
**D	DNCA INVEST BEYOND CLIMATE	0	790.000	790.000
**D	AZ FUND 1 AZ ALLOCATION INTERNATIONAL	0	150.000	150.000
**D	ENHANCED INDEX INTERNATIONAL SHARE FUND	0	710.351	710.351
**D	ABERDEEN STANDARD CAPITAL OFFSHORE STRATEGY FUND LTD	0	531.797	531.797
**D	INFO-COMMUNICATIONS MEDIA DEVELOPMENT AUTHORITY	0	22.511	22.511
**D	LA FRANCAISE SYSTEMIC GLOBAL LISTED INFRASTRUCTURE	0	69.896	69.896
**D	UBAM - EUROPE MARKET NEUTRAL	0	26.132	26.132
**D	FONDACO OBIETTIVO WELFARE UCITS SICAV - EQUITY- EURO EQUITY	0	61.442	61.442
**D	LA FRANCAISE LUX - INFLECTION POINT CARBON IMPACT EURO	0	145.457	145.457
**D	RHFS GROWTH AND INCOME FUNDS LIMITED	0	11.147	11.147
**D	WINERTHUR SPV EQUILIBRADO	0	12.805	12.805
**D	DNCA INVEST EURO SMART CITIES	0	683.317	683.317
**D	AZ FUND 1 AZ EQUITY GLOBAL INFRASTRUCTURE	0	1.500.000	1.500.000
**D	GLOBAL EQUITIES ENHANCED INDEX FUND	0	454.175	454.175

LISTA ESITO DELLE VOTAZIONE

Oggetto: Relazione sulla politica di remunerazione e sui compensi corrisposti - Seconda Sezione: relazione sui compensi corrisposti nel 2022 (deliberazione non vincolante)

FAVOREVOLI

Badge	Ragione Sociale	Proprio	Delega	Totale
**D	WINTERTHUR XI FP	0	53.116	53.116
**D	LAGUN ARO EPSV DE EMLEO	0	625.000	625.000
**D	AZ FUND 1-AZ ALLOCATION-LONG TERM EQUITY OPPORTUNITIES	0	580.000	580.000
**D	ANIMA PICPAC ESALOGO BILANCIATO 2025	0	51.240	51.240
**D	GESTIELLE PRO ITALIA	0	214.000	214.000
**D	WHOLESALE GLOBAL EQUITY - VALUE FUND	0	202.060	202.060
**D	ANIMA OBIETTIVO INTERNAZIONALE	0	150.000	150.000
**D	PEGASUS-VI-FONDS	0	736.890	736.890
**D	AZ MULTI ASSET WORLD TRADING	0	160.000	160.000
**D	WINTERTHUR EPSV PRUDENTE	0	21.730	21.730
**D	AZ FUND 1 AZ ALLOCATION TREND	0	3.725.000	3.725.000
**D	MERCER PROPERTY AND INFRASTRUCTURE TRUST	0	998.383	998.383
**D	KIMI INVESTMENT MANAGEMENT WHOLESAL CORE GLOBAL FUND	0	75.395	75.395
**D	ANIMA PICPAC VALORE GLOBALE 2027	0	40.000	40.000
**D	ELV-SF-AKTIE 571V02	0	750.941	750.941
**D	AZ FUND 1 AZ ALTERNATIVE SMART RISK PREMIA	0	51.100	51.100
**D	ANIMA VISCONTEC PLUS	0	542.635	542.635
**D	ANIMA ELTIF ITALIA 2026	0	41.000	41.000
**D	DNCA INVEST-EURO DIVIDEND GROWER	0	1.163.952	1.163.952
**D	DEE STREET GLOBAL EQUITY FUND	0	68.403	68.403
**D	SYCOMORE FUND SICAV - SYCOMORE GLOBAL EDUCATION	0	343.161	343.161
**D	BANCOPOSTA RINASCIMENTO	0	534.546	534.546
**D	BIDEPENSION EPSV	0	5.328	5.328
**D	BANCOPOSTA GLOBAL EQUITY HEDGED LTE	0	3.471	3.471
**D	WINTERTHUR II FP	0	57.101	57.101
**D	IPAC SPECIALIST INVESTMENT STRATEGIES - INTERNATIO	0	12.119	12.119
**D	AMP CAPITAL GLOBAL QUALITY FUND	0	20.645	20.645
**D	AZ FUND 1 AZ ALLOCATION EUROPEAN DYNAMIC	0	127.500	127.500
**D	ANIMA ALTO POTENZIALE EUROPA	0	2.825.000	2.825.000
**D	AUROFONDO EQUILIBRATO	0	110.802	110.802
**D	AZ MULTI ASSET AZ MULTI ASSET AZ ALLOCATION FLEXIBLE EQUITY	0	45.000	45.000
**D	ANIMA ESAGONO BILANCIATO	0	618.613	618.613
**D	BUSS (QUEENSLAND) POOLED SUPERANNUATION TRUST	0	12.872	12.872
**D	PINEBRIDGE SELECT FUNDS VCC	0	64.010	64.010
**D	AZ FUND 1 - AZ EQUITY WATER AND RENEWABLE RESOURCES	0	310.000	310.000
**D	WINTERTHUR EPSV	0	16.361	16.361
**D	RUSSELL INVESTMENTS SUSTAINABLE GLOBAL SHARES FUND	0	41.421	41.421
**D	KIMI INVESTMENT MANAGEMENT SCREENED GLOBAL EQUITY INDEX FUND	0	25.448	25.448
**D	RUSSELL INVESTMENTS GLOBAL LISTED INFRASTRUCTURE FUND	0	122.245	122.245
**D	ANIMA CRESCITA ITALIA NEW	0	141.321	141.321
**D	AZ FUND 1 AZ ALLOCATION PIR ITALIAN EXCELLENCE 70	0	568.000	568.000
**D	ANIMA ABSOLUTE RETURN	0	200.000	200.000
**D	DIVERSIFIED PORTFOLIOS FUND LTD	0	8.750	8.750
**D	FIRST SENTIER RESPONSIBLE LISTED IN FRSTRUCTURE FUND	0	879.059	879.059
**D	ANIMA SFORZESCO PLUS	0	218.783	218.783
**D	AZ FUND 1 AZ ALLOCATION PIR ITALIAN EXCELLENCE 30	0	25.000	25.000
**D	BANCOPOSTA EQUITY DEVELOPED COUNTRIES	0	70.072	70.072
**D	AZIMUT TRADING	0	3.205	3.205
**D	AZIMUT TREND	0	1.130.000	1.130.000
**D	TURICOM - AKTIEN - UND IMMOBILIENWERTSCHRIFTEN	0	448.947	448.947

10 maggio 2023 16.43.41

ENEL S.p.A.

Assemblea Ordinaria del 10 maggio 2023

LISTA ESITO DELLE VOTAZIONE

Oggetto: Relazione sulla politica di remunerazione e sui compensi corrisposti - Seconda Sezione: relazione sui compensi corrisposti nel 2022 (deliberazione non vincolante) FAVOREVOLI

Badge	Ragione Sociale	Proprio	Delega	Totale
**D	AZIMUT STRATEGIC TREND	0	2.695	2.695
**D	ACM ACTIONS	0	16.926	16.926
**D	GOLDMAN SACHS FUNDS III	0	5.607.607	5.607.607
**D	ACM VIE S A CM CIC RETRAITE	0	96.925	96.925
**D	COMPARTIMENT MC LEADERS DURABLES	0	106.075	106.075
**D	CM-AM ALIZES DYNAMIQUE	0	266.549	266.549
**D	ACM IARD SA	0	1.163.891	1.163.891
**D	CM-AM EUROPE DIVIDENDES	0	699.693	699.693
**D	DNCA BEYOND ENGAGE	0	660.000	660.000
**D	SCHWILT GROUPE FUND	0	25.000	25.000
**D	PIPELINE SUD-EUROPEEN	0	4.362	4.362
**D	CAPSUGEL	0	17.630	17.630
**D	CM-AM SUSTAINABLE PLANET	0	1.636.390	1.636.390
**D	LEMARK DYNAMIQUE	0	6.549	6.549
**D	S ACTIVE ACTIONS ISR	0	720.000	720.000
**D	CM-AM ALIZES TEMPERE	0	187.566	187.566
**D	ACM VIE SA PACTE RETRAITE EURO	0	871.268	871.268
**D	GERARD FERRIER INDUSTRIE	0	11.335	11.335
**D	DNCA OPPORTUNITES ZONE EURO	0	387.800	387.800
**D	STAUBLI 50 50 CREDIT MUTUEL	0	18.828	18.828
**D	ACM MUT FONDS GENERAL	0	2.088.195	2.088.195
**D	CM-AM ADVANCED	0	20.000	20.000
**D	CM-AM PARTAGE	0	1.411	1.411
**D	SICAV PIANA	0	72.500	72.500
**D	ACM VIE SA FONDS GENERAL	0	8.896.395	8.896.395
**D	ACM VIE SA SELR EURO	0	1.075.210	1.075.210
**D	DNCA VALUE EUROPE	0	1.499.473	1.499.473
**D	CM-AM CONVICTIONS EURO	0	939.976	939.976
**D	ORANO ACTIONS ZONE EURO	0	94.049	94.049
**D	HENKEL DIVERSIFIE N 1	0	8.751	8.751
**D	EPSON FRANCE EURO ACTIONS	0	3.003	3.003
**D	CH RIVER LABORAT FRANCE	0	4.325	4.325
**D	GROUPE ROCHE	0	98.032	98.032
**D	FONCIL	0	25.362	25.362
**D	CMI MEDIA	0	1.042	1.042
**D	S ACTIVE DIVERSIFIE ISR	0	52.298	52.298
**D	CARGILL ACTIONS	0	8.682	8.682
**D	FERTILISODERO	0	9.879	9.879
**D	THE MASTER TRUST BANK OF JAPAN, LTD. RE: NISSAY FOREIGN EQUITY PASSIVE MOTHER FUND (ONLY FOR PENSION)	0	59.954	59.954
**D	FEDEX	0	9.024	9.024
**D	CUSTODY BANK OF JAPAN, LTD. RE: MATB NEW RESOURCE TECHNOLOGY MOTHER FUND	0	41.276	41.276
**D	THE MASTER TRUST BANK OF JAPAN LTD. RE: NISSAY FOREIGN EQUITY INDEX MOTHER FUND	0	751.556	751.556
**D	OTIS MOYEN TERME SOLIDAIRE	0	40.704	40.704
**D	EUROP ASSISTANCE DIVERSIFIE	0	2.360	2.360
**D	AMORA MAILLE DIVERSIFIE	0	5.226	5.226
**D	PYRENEES GLOBAL	0	10.421	10.421
**D	CUSTODY BANK OF JAPAN, LTD. RE: MATB NEW RESOURCES MOTHER FUND	0	261.551	261.551
**D	COFACE N 1	0	16.796	16.796
**D	CUSTODY BANK OF JAPAN, LTD. RE: STB DAIWA OUSHU KOU-HAITOU KABU MOTHER FUND	0	50.801	50.801
**D	THE MASTER TRUST BANK OF JAPAN, LTD. RE: NISSAY STABILIZED INCOME MOTHER FUND	0	37.769	37.769

828

LISTA ESITO DELLE VOTAZIONI

Oggetto: Relazione sulla politica di remunerazione e sui compensi corrisposti - Seconda Sezione: relazione sui compensi corrisposti nel 2022 (deliberazione non vincolante)
FAVOREVOLI

Badge	Ragione Sociale	Proprio	Delega	Totale
**D	EUROPEAN EQUITY FUND, SERIES OF KOKUSAI TRUST	0	19.849	19.849
**D	CUSTODY BANK OF JAPAN, LTD. RE: STB FOREIGN STOCK INDEX MOTHER FUND(CURRENCY HEDGED)	0	95.439	95.439
**D	C ET A	0	2.771	2.771
**D	CONVERGENCE EQUI SOCI RESP	0	590.118	590.118
**D	GLOBAL X S&P CATHOLIC VALUES DEVELOPED EX-U.S. ETF	0	8.644	8.644
**D	FIDELITY FUNDS - ABSOLUTE RETURN GLOBAL EQUITY POOL	0	52.104	52.104
**D	VANGUARD FUNDS PUBLIC LIMITED COMPANY	0	8.393.285	8.393.285
**D	FIAM GROUP TRUST FOR EMPLOYEE BENEFIT PLANS	0	929.400	929.400
**D	FIDELITY ADVISOR SERIES VII: FIDELITY ADVISOR UTILITIES FUND	0	338.700	338.700
**D	JPMORGAN ETFs (IRELAND) ICV-GLOBAL RESEARCH ENHANCED IN EQ (ESG) UCITS ETF	0	201.262	201.262
**D	CUSTODY BANK OF JAPAN, LTD. RE: RTB SEKAI KOUHAITOU MOTHER FUND	0	53.300	53.300
**D	CARGILL MIXTE	0	3.085	3.085
**D	FIDELITY FUNDS - SUSTAINABLE GLOBAL DIVIDEND PLUS POOL	0	1.011.699	1.011.699
**D	CUSTODY BANK OF JAPAN, LTD. RE: RB TOKKIN 18420-7105	0	585.801	585.801
**D	FIDELITY UCITS II ICV/FIDELITY MSCI EUROPE INDEX FUND	0	26.873	26.873
**D	COHEN & STEERS REAL ASSETS MULTI-STRATEGY FUND	0	34.833	34.833
**D	SEI INSTITUTIONAL INVESTMENTS TRUST-WORLD EQUITY EX-US FUND	0	3.622.727	3.622.727
**D	JPMORGAN ETFs (IRELAND) ICVAV - EUROZONE RESEARCH ENHAN INDEX EQ (ESG) UCITS ETF	0	151.567	151.567
**D	THORNBURG INTERNATIONAL EQUITY FUND II	0	28.527	28.527
**D	SEI INSTITUTIONAL INTERNATIONAL TRUST INTERNATIONAL EQUITY FUND	0	8.132.468	8.132.468
**D	THE MASTER TRUST BANK OF JAPAN, LTD. RE: GIM INTERNATIONAL EQUITY MOTHER FUND	0	41.250	41.250
**D	CREDIT SUISSE INDEX FUND (LUX)	0	8.433.753	8.433.753
**D	THE MASTER TRUST BANK OF JAPAN LTD. RE: MANULIFE INTERNATIONAL EQUITY INDEX MOTHER FUND	0	16.380	16.380
**D	VANGUARD INVESTMENT SERIES PUBLIC LIMITED COMPANY	0	8.156.670	8.156.670
**D	CM-AM SOLIDAIRE TEMPERE ISR	0	178.500	178.500
**D	THE MASTER TRUST BANK OF JAPAN, LTD. RE: TMA GLOBAL EQUITY INDEX MOTHER FUND	0	136.330	136.330
**D	THE MASTER TRUST BANK OF JAPAN, LTD. RE: NZAM EURO STOXX 50 EX BANKS (JPY HEDGED) (PRIVATELY PLACED INVESTMENT TRUST)	0	0	0
69.988				
**D	FIDELITY FUNDS - GLOBAL DIVIDEND POOL	0	24.450.000	24.450.000
**D	SEI INSTITUTIONAL INTERNATIONAL TRUST INTERNATIONAL EQUITY F	0	283.559	283.559
**D	FIDELITY UCITS II ICV/FIDELITY MSCI WORLD INDEX FUND	0	61.454	61.454
**D	MACQUARIE GLOBAL LISTED INFRASTRUCTURE CIT	0	29.509	29.509
**D	SEI INSTITUTIONAL MANAGED TRUST - TAX-MANAGED INTL MANAGED VOLATILITY FUND	0	61.229	61.229
**D	CREDIT SUISSE INDEX FUND (IE) ETF ICVAV	0	261.975	261.975
**D	FIRST TRUST EUROPE ALPHADEX FUND	0	151.248	151.248
**D	THE MASTER TRUST BANK OF JAPAN, LTD. RE: MSCI-KOKUSAI INDEX MOTHER FUND	0	3.800	3.800
**D	CONTINENTAL	0	9.644	9.644
**D	VANGUARD INVESTMENTS II CCF/VANGUARD SRI FTSE DEVELOPED EUROPE II CCF	0	295.120	295.120
**D	CUSTODY BANK OF JAPAN, LTD. RE: RB TOKKIN 18420-7106	0	585.787	585.787
**D	FIDELITY FUNDS EUROPEAN DIVIDEND POOL	0	1.280.533	1.280.533
**D	THE MASTER TRUST BANK OF JAPAN, LTD. RE: TMA GLOBAL RENEWABLE ENERGY INCOME EQUITY MF	0	81.260	81.260
**D	JPMORGAN ETFs (IRELAND) ICVAV-EUROPE RESEARCH ENHANCED IN EQ (ESG) UCITS ETF	0	336.821	336.821
**D	THE MASTER TRUST BANK OF JAPAN, LTD. RE: NISSAY RISK CONTROLLED BALANCE MOTHER FUND	0	231.823	231.823
**D	FIDELITY FUNDS - SUSTAINABLE CLIMATE SOLUTIONS POOL	0	458.680	458.680
**D	LEGAL & GENERAL GLOBAL DEVELOPED EQUITY INDEX FUND	0	3.525	3.525
**D	VANGUARD INVESTMENTS II CCF-VANGUARD SRI FTSE DEVELOPED WORLD II CCF	0	139.519	139.519
**D	DWS GLOBAL MACRO FUND	0	166.384	166.384
**D	SEI INSTITUTIONAL INVESTMENTS TRUST - SCREENED WORLD EQUITY EX-US FUND	0	15.641	15.641
**D	SANLAM UNIVERSAL FUNDS PLC	0	107.624	107.624
**D	LACM WORLD EQUITY - WEALTH BUILDER CIT	0	370	370

Azionisti:
Azionisti in proprio: 3.327 Teste: 21
11 Azionisti in delega: 3.316

Pagina 15



LISTA ESITO DELLE VOTAZIONI

Oggetto: Relazione sulla politica di remunerazione e sui compensi corrisposti - Seconda Sezione: relazione sui compensi corrisposti nel 2022 (deliberazione non vincolante)
FAVOREVOLI

Badge	Ragione Sociale	Proprio	Delega	Totale
**D	MASTER TRUST BANK OF JAPAN LTD. RE: TWA GLOBAL EQUITY MOTHER FUND	0	100.000	100.000
**D	THE MASTER TRUST BANK OF JAPAN, LTD. RE: MTRJ400021913	0	99.260	99.260
**D	THE MASTER TRUST BANK OF JAPAN LTD. RE: JPM KOKUSAI REI MOTHER FUND (LDN)	0	37.032	37.032
**D	DEMOCRACY INTERNATIONAL FUND	0	4.683	4.683
**D	FIDELITY CONCORD STREET TRUST: FIDELITY SERIES INTERNATIONAL INDEX FUND	0	171.105	171.105
**D	CUSTODY BANK OF JAPAN, LTD. RE: STB EUROPE EQUITY MOTHER FUND II	0	27.283	27.283
**D	VANGUARD INVESTMENTS COMMON CONTRACTUAL FD/VANG FTSE DVLDPD WRLD EX UK CMN CNT FD	0	153.692	153.692
**D	THE MASTER TRUST BANK OF JAPAN, LTD. RE: NZAM EURO STOXX (JPY HEDGED) (PRIVATELY PLACED INVESTMENT TRUST)	0	830.807	830.807
**D	NEUBERGER BERMAN INVESTMENT FUNDS PLC	0	307	307
**D	STABELL 80 20 CREDIT MUTUEL	0	16.293	16.293
**D	FINEBRIDGE DYNAMIC ASSET ALLOCATION FUND	0	109.156	109.156
**D	VANGUARD INVESTMENTS COMMON CONTR FD- VANGUARD FTSE DEV EUR EX UK CCF	0	258.920	258.920
**D	FIDELITY FUNDS - SUSTAINABLE EUROPEAN DIVIDEND PLUS POOL	0	23.051	23.051
**D	SCHUCO	0	5.458	5.458
**D	FIDELITY CONCORD STREET TRUST: FIDELITY ZERO INTERNATIONAL INDEX FUND	0	978.691	978.691
**D	FIDELITY FUNDS - SUSTAINABLE RESEARCH ENHANCED EUROPE EQUITY POOL	0	538.111	538.111
**D	DEVELOPED INTERNATIONAL EQUITY SELECT ETF	0	3.016	3.016
**D	CATHOLIC RESPONSIBLE INVESTMENTS INTERNATIONAL EQUITY FUND	0	2.491.824	2.491.824
**D	VANGUARD INVESTMENTS COMMON CONTRACTUAL FD/VANG FTSE DEVELOPED WRLD CMN CNT FD	0	168.992	168.992
**D	FIDELITY FUNDS - CLEAN ENERGY POOL	0	450.827	450.827
**D	ADVISED MANAGED TRUST - DIVERSIFIED EQUITY FUND	0	20.739	20.739
**D	FIDELITY SALEM STREET TRUST: FIDELITY GLOBAL EX U.S. INDEX FUND	0	3.054.203	3.054.203
**D	SCHRODER INTERNATIONAL MULTI-CAP EQUITY TRUST	0	965.596	965.596
**D	FIDELITY UCITS ICAV - FIDELITY SUSTAINABLE RESEARCH ENHANCED GLOBAL EQUITY UCITS ETF	0	20.329	20.329
**D	NUVEEN GLOBAL INFRASTRUCTURE FUND	0	1.653.005	1.653.005
**D	FIDELITY FUNDS - SUSTAINABLE CLIMATE SOLUTIONS POOL 2	0	33.749	33.749
**D	FIDELITY SALEM STREET TRUST: FIDELITY TOTAL INTERNATIONAL INDEX FUND	0	2.774.886	2.774.886
**D	FIRST TRUST DEVELOPED MARKETS EX-US ALPHADEX FUND	0	176.285	176.285
**D	FIDELITY FUNDS - EURO STOXX 50 POOL	0	343.678	343.678
**D	THORNBERG INTERNATIONAL EQUITY FUND (O.P.), LLC	0	660.131	660.131
**D	FIDELITY FUNDS - ITALY POOL	0	94.292	94.292
**D	VANGUARD INVESTMENTS II CCF - VANGUARD SRI FTSE DEVELOPED WORLD II (B) CCF	0	4.918.918	4.918.918
**D	FIDELITY FUNDS - SUSTAINABLE EUROPE EQUITY POOL	0	253.119	253.119
**D	FIRST TRUST EUROZONE ALPHADEX ETF	0	1.194.427	1.194.427
**D	FIDELITY UCITS ICAV - FIDELITY SUSTAINABLE RESEARCH ENHANCED EUROPE EQUITY UCITS ETF	0	12.641	12.641
**D	ELIOR EPARGNE DIVERSIFIE	0	315.253	315.253
**D	ORANO ISR SOLIDAIRE	0	5.745	5.745
**D	THALES AVS FRANCE	0	37.587	37.587
**D	DUFF & PHELPS GLOBAL LISTED INFRASTRUCTURE CIT	0	5.380	5.380
**D	VARIABLE INSURANCE PRODUCTS FUND II: INTERNATIONAL INDEX PORTFOLIO	0	112.300	112.300
**D	THE MASTER TRUST BANK OF JAPAN, LTD. RE: MTRJ400021914	0	124.111	124.111
**D	FIDELITY FUNDS - GLOBAL ENHANCED INCOME POOL	0	28.202	28.202
**D	LOS ANGELES CAPITAL GLOBAL FUNDS PLC - LACM GLOBAL SUSTAINABLE EQUITY FUND	0	888.465	888.465
**D	BALL PACKAGING EUROPE	0	16.618	16.618
**D	MILLEIS BANQUE 30-70	0	4.013	4.013
**D	OCF	0	9.855	9.855
**D	CONVERGENCE ACTIONS EUROPE	0	27.394	27.394
**D	XBI GLOBAL RESOURCES SOLUTIONS CIT	0	400.935	400.935
**D	CGI DYNAMIQUE	0	148.102	148.102
**D		0	87.539	87.539

Azionisti:

3 327

11

21

Azionisti in proprio:

3 316

Pagina 16



LISTA ESITO DELLE VOTAZIONE

Oggetto: Relazione sulla politica di remunerazione e sui compensi corrisposti - Seconda Sezione: relazione sui compensi corrisposti nel 2022 (deliberazione non vincolante)
FAVOREVOLI

Badge	Ragione Sociale	Proprio	Delega	Totale
**D	AMP LIFE INTERNATIONAL EQUITIES FUND	0	85.161	85.161
**D	AGR TAX ADVANTGD ABS NON FLIP	0	837.939	837.939
**D	CSIF12 CREDIT SUISSE LUX PORTFOLIO FUND GROWTH USD	0	6.104	6.104
**D	CSIF12 CREDIT SUISSE LUX PORTFOLIO FUND BALANCED EUR	0	71.200	71.200
**D	CSIF4 CREDIT SUISSE LUX GLOBAL HIGH INCOME FUND USD	0	56.000	56.000
**D	CSIF CH III EQUITY WORLD EX CH VALUE WEIGHTED PENSION FUND CREDIT SUISSE FUNDS AG	0	46.698	46.698
**D	CSIF 2 CREDIT SUISSE LUX ITALY EQUITY FUND	0	252.862	252.862
**D	CSIF 12 CREDIT SUISSE LUX PORTFOLIO FUND YIELD CHF	0	17.680	17.680
**D	CSIF12 CREDIT SUISSE LUX PORTFOLIO FUND GROWTH CHF	0	5.120	5.120
**D	CSIF CH EQUITY EMU CREDIT SUISSE FUNDS AG	0	532.531	532.531
**D	CSIF 2 CREDIT SUISSE LUX EUROPEAN DIVIDEND PLUS EQUITY FD	0	502.057	502.057
**D	AXA VORSORGE FONDS II EQUITIES GLOBAL MARKETS PASSIVE CREDIT SUISSE FUNDS AG	0	817.634	817.634
**D	KOLMBAN BALANCED CREDIT SUISSE FUNDS AG UBS ASSET MANAGEMENT SCHWEIZ AG	0	1.189.727	1.189.727
**D	CSIF 2 CREDIT SUISSE LUX GLOBAL DIVIDEND PLUS EQUITY FUND	0	849.758	849.758
**D	CS INVESTMENT FUNDS 2 CS LUX INFRASTRUCTURE EQUITY FUND	0	2.764.000	2.764.000
**D	CSIF 2 CREDIT SUISSE LUX SMALL MID CAP ALPHA LONG SHORT FUND	0	32.616	32.616
**D	FINREON WORLD EQUITY ECONOMIC EXPOSURE PENSION CREDIT SUISSE FUNDS AG	0	49.668	49.668
**D	BALOISE FUND INVEST 2 CH IF AKTIEN WELT EX SCHWEIZ PASSIV CREDIT SUISSE FUNDS AG	0	235.632	235.632
**D	PK CSG WORLD EQUITY CREDIT SUISSE FUNDS AG	0	770.796	770.796
**D	AXA VORSORGE FONDS II EQUITIES GLOBAL MARKETS CREDIT SUISSE FUNDS AG	0	120.934	120.934
**D	WIF-EUROPE DISCOVERY FUND	0	9.293	9.293
**D	NEMS-WIEQ-CNS-ACCOUNT	0	5.350	5.350
**D	CSIF CH III EQUITY WORLD EX CH CLIMATE CHANGE BLUE PENSION FUND PLUS CREDIT SUISSE FUNDS AG	0	148.025	148.025
**D	SCHRODER GLOBAL VALUE FUND	0	117.025	117.025
**D	KAPITALFORENINGEN DANKE INVEST INSTITUTIONAL AFDELING DANICA LINK - INDEKS GLOBALE AKTIER	0	4.192	4.192
**D	THE MASTER TRUST BANK OF JAPAN, LTD. RE: MTRJ400031129	0	10.375	10.375
**D	INVESTERINGSFORENINGEN DANKE INVEST SELECT TACTICAL ASSET ALLOCATION EURO - ACCUMULATING KL	0	4.987	4.987
**D	KAPITALFORENINGEN DANKE INVEST SELECT TACTICAL ASSET ALLOCATION NORGE - ACCUMULATING KL	0	2.574.195	2.574.195
**D	INVESTERINGSFORENINGEN DANKE INVEST INSTITUTIONAL AFDELING DANICA PENSION - AKTIER	0	82.337	82.337
**D	INVESTERINGSFORENINGEN DANKE INVEST SELECT TACTICAL ASSET ALLOCATION - DANMARK AKKUMLERENDE KL	0	338.338	338.338
**D	INVESTERINGSFORENINGEN DANKE INVEST GLOBAL INDEKS KL	0	752.997	752.997
**D	FCP ALM ACTIONS EUROPE ISR	0	583.983	583.983
**D	FONDO PENSIONE COMETA	0	330.765	330.765
**D	DANSKE INVEST EUROPE HIGH DIVIDEND FUND	0	139.482	139.482
**D	ALM ACTIONS EURO	0	1.830.313	1.830.313
**D	INVESTERINGSFORENINGEN DANKE INVEST EUROPA HOJT UDBYTT - AKKUMLERENDE KL	0	409.034	409.034
**D	ALM ACTIONS ZONE EURO ISR	0	6.832.548	6.832.548
**D	INVESTERINGSFORENINGEN DANKE INVEST EUROPA INDEKS KL	0	173.108	173.108
**D	INVESTERINGSFORENINGEN DANKE INVEST EUROPA INDEKS BNP KL	0	97.697	97.697
**D	INVESTERINGSFORENINGEN DANKE INVEST EUROPA HOJT UDBYTT KL	0	641.805	641.805
**D	MINISTRY OF ECONOMY AND FINANCE	0	4.774.306	4.774.306
**D	MULTI-MANAGER INTERNATIONAL EQUITY STRATEGIES FUND	0	4.270.847	4.270.847
**D	UNIVERSAL-INVESTMENT-GESELLSCHAFT MBH ON BEHALF OF RAYVK G2-FONDS	0	830.212	830.212
**D	VARIABLE PORTFOLIO-PARTNERS INTERNATIONAL VALUE FUND	0	2.505.038	2.505.038
**D	MI-FONDS 392	0	301.711	301.711
**D	CHARLES TAYLOR INTERNATIONAL FUND MANAGERS IOM LIMITED	0	100.657	100.657
**D	MI-FONDS 391	0	82.570	82.570
**D	TEL-STRA SUPERANNUATION SCHEME	0	1.102.020	1.102.020

Season Capital

LISTA ESITO DELLE VOTAZIONI

Oggetto: Relazione sulla politica di remunerazione e sui compensi corrisposti - Seconda Sezione: relazione sui compensi corrisposti nel 2022 (deliberazione non vincolante)
FAVOREVOLI

Badge	Ragione Sociale	Proprio	Delega	Totale
**D	CS FUNDS AG LB INTERNATIONAL PORTFOLIO	0	22.400	22.400
**D	BAYERNINVEST KAPITALVERWALTUNGSGESELLSCHAFT MBH W/LIBI- FONDS	0	69.317	69.317
**D	BAYERNINVEST KAPITALVERWALTUNGSGESELLSCHAFT MBH W/WEBI- FONDS	0	22.105	22.105
**D	BAYERNINVEST KAPITALVERWALTUNGSGESELLSCHAFT MBH W/VECO (AKTIEN)	0	67.964	67.964
**D	BALOISE FUND INVEST 2 CH IF AKTIEN WELT EX SCHWEIZ CREDIT SUISSE FUNDS AG	0	19.544	19.544
**D	AP PENSION LIVSFORSIKRINGSAKTIESELSKAB	0	556.958	556.958
**D	TRUST & CUSTODY SERVICES BANK LTD AS TRUSTEE FOR PENSION INVESTMENT FUND TRUST NUMBER 3	0	521.977	521.977
**D	TRUST & CUSTODY SERVICES BANK LTD AS TRUSTEE FOR PENSION INVESTMENT FUND TRUST NUMBER 21	0	48.023	48.023
**D	BEST INVESTMENT CORPORATION	0	6.005	6.005
**D	DANICA PENSION, LIVSFORSIKRINGSAKTIESELSKAB	0	2.724.549	2.724.549
**D	TMA UMBRELLA FD-TMA ACWI EX-JAPAN PORTF.	0	50.000	50.000
**D	TMA UMBRELLA FUND - GLOBAL EQUITY PORTFOLIO	0	28.000	28.000
**D	VERDIPAPIRFONDET FONDSFINANS FORNYBAR ENERGI	0	85.000	85.000
**D	TRUST & CUSTODY SERVICES BANK LTD AS TRUSTEE FOR PENSION INVESTMENT FUND TRUST NUMBER 10	0	359.424	359.424
**D	JPM MULTI INCOME FUND	0	544.557	544.557
**D	JPMORGAN GLOBAL PROPERTY INCOME FUND	0	190.070	190.070
**D	SCHRODER INSTITUTIONAL POOLED FUNDS - ADVANCED GLOBAL EQUITY FUND	0	118.476	118.476
**D	TRUST & CUSTODY SERVICES BANK LTD AS TRUSTEE FOR PENSION INVESTMENT FUND TRUST NUMBER 8	0	26.907	26.907
**D	JPMORGAN MULTI BALANCED FUND	0	19.295	19.295
**D	CIVIL SERVICE EMPLOYEES PENSION FUND	0	102.379	102.379
**D	HANWA KBIZ MULTI ASSET 2	0	79.906	79.906
**D	PETURUBAN KESELAMATAN SOSIAL	0	190.446	190.446
**D	TALPEI FUBON COMMERCIAL BANK LTD	0	350.000	350.000
**D	NIKKO AM GLOBAL CONSERVATIVE FUND	0	1.502	1.502
**D	AVIVA INVESTORS PASSIVE FUNDS ACS - AI CONTINENTAL EUROPEAN EQUITY INDEX FUND	0	1.465.615	1.465.615
**D	AVIVA LIFE & PENSIONS UK LIMITED	0	5.233.365	5.233.365
**D	AVIVA INVESTORS PASSIVE FUNDS ACS - AI DEVELOPED EUROPEAN EX UK EQUITY INDEX FUND	0	1.562.988	1.562.988
**D	REASSURE LIMITED	0	2.349.139	2.349.139
**D	PUTM AUTHORISED CONTRACTUAL SCHEME - PUTM ACS EUROPEAN EX UK FUND	0	1.034.703	1.034.703
**D	FIRST STATE GLOBAL UMBRELLA FUND PUBLIC LIMITED COMPANY	0	135.018	135.018
**D	PHOENIX UNIT TRUST MANAGERS LIMITED	0	14.456.027	14.456.027
**D	EPWORTH INVESTMENT FUNDS FOR CHARITIES	0	37.700	37.700
**D	M&G (LUX) INVESTMENT FUNDS 2 FCP - M&G (LUX) EUROPE EX UK INDEX FUND	0	3.885.069	3.885.069
**D	TRUE POTENTIAL INVESTMENTS LLP	0	591.812	591.812
**D	CHIYU BANKING CORPORATION LIMITED	0	240.560	240.560
**D	AVIVA INVESTORS PASSIVE FUNDS ACS - AI 50:50 GLOBAL EQUITY INDEX FUND	0	887.290	887.290
**D	AVIVA INVESTORS PASSIVE FUNDS ACS - AI 30:70 GLOBAL EQUITY (CURRENCY HEDGED) INDEX FUND	0	67.553	67.553
**D	PUTM AUTHORISED CONTRACTUAL SCHEME - PUTM ACS SUSTAINABLE INDEX EUROPEAN EQUITY FUND	0	3.245.426	3.245.426
**D	AMUNDI ETF ICAV	0	19.537	19.537
**D	AVIVA INVESTORS PASSIVE FUNDS ACS - AI 60:40 GLOBAL EQUITY INDEX FUND	0	258.716	258.716
**D	AVIVA INVESTORS PASSIVE FUNDS ACS - AI DEVELOPED WORLD EX UK EQUITY INDEX FUND	0	557.618	557.618
**D	AMUNDI ETF ICAV - AMUNDI S&P GLOBAL UTILITIES ESG UCITS ETF	0	313.450	313.450
**D	AVIVA INVESTORS UK FUND SERVICES LIMITED	0	374.880	374.880
**D	AXA INVESTMENT MANAGERS UK LIMITED	0	525.142	525.142
**D	HENDERSON GLOBAL INVESTORS LIMITED	0	801.045	801.045
**D	SOCIETY OF JESUS TRUST OF 1929 FOR ROMAN CATHOLIC PURPOSES	0	84.404	84.404
**D	ROYAL LONDON EQUITY FUNDS ICVC - ROYAL LONDON EUROPE EX UK EQUITY TILT FUND	0	1.022.691	1.022.691
**D	INTERNATIONALE KAPITALANLAGEGESELLSCHAFT MBH	0	3.952.051	3.952.051
**D	INTERNATIONALE KAPITALANLAGEGESELLSCHAFT MBH	0	357.610	357.610
**D	NEW WORLD FUND, INC.	0	6.747.557	6.747.557

Azionisti:
Azionisti in proprio: 3.327

Teste: 21
Azionisti in delega: 3.316

Pagina 18

Handwritten signature

876

LISTA ESITO DELLE VOTAZIONE

Objetto: Relazione sulla politica di remunerazione e sui compensi corrisposti - Seconda Sezione: relazione sui compensi corrisposti nel 2022 (deliberazione non vincolante) FAVOREVOLI

Badge	Ragione Sociale	Proprio	Delega	Totale
**D	EUROPACIFIC GROWTH FUND	0	4.024.466	4.024.466
**D	CAPITAL GROUP GLOBAL EQUITY COMMON TRUST (US)	0	111.259	111.259
**D	CAPITAL GROUP GLOBAL EQUITY FUND (AU)	0	64.637	64.637
**D	INTERNATIONAL GROWTH AND INCOME FUND	0	13.175.645	13.175.645
**D	JPMCBNA	0	13.291	13.291
**D	CAPITAL INTERNATIONAL FUND	0	59.006	59.006
**D	AVIVA LIFE & PENSIONS IRELAND DAC	0	4.280.752	4.280.752
**D	CAPITAL GROUP EMPLOYEE BENEFIT INVESTMENT TRUST	0	338.028	338.028
**D	CGWBV, LLC	0	4.540	4.540
**D	AVIVA INVESTORS	0	137.541	137.541
**D	AVIVA INVESTORS INVESTMENT FUNDS ICVC AVIVA INVESTORS INTERNATIONAL INDEX TRACKING FUND	0	115.270	115.270
**D	AVIVA INVESTORS PORTFOLIO FUNDS ICVC AVIVA INVESTORS MULTI-ASSET CORE FUND II	0	7.001	7.001
**D	AVIVA INVESTORS INVESTMENT FUNDS ICVC AVIVA INVESTORS GLOBAL EQUITY INCOME FUND	0	1.467.149	1.467.149
**D	AVIVA INVESTORS PORTFOLIO FUNDS ICVC AVIVA INVESTORS MULTI-ASSET CORE FUND III	0	14.648	14.648
**D	AVIVA INVESTORS PORTFOLIO FUNDS ICVC AVIVA INVESTORS CORE FUND I	0	1.168	1.168
**D	AVIVA INVESTORS PORTFOLIO FUNDS ICVC AVIVA INVESTORS MULTI-ASSET CORE FUND V	0	4.570	4.570
**D	AVIVA INVESTORS PORTFOLIO FUNDS ICVC AVIVA INVESTORS MULTI-ASSET CORE FUND I	0	9.455	9.455
**D	AVIVA INVESTORS PORTFOLIO FUNDS ICVC AVIVA INVESTORS MULTI-ASSET CORE FUND IV	0	1.658	1.658
**D	BANSABADELL 2000 FF	0	6.611	6.611
**D	BANSABADELL 18 FF	0	83.905	83.905
**D	SABADELL PLANIFICACION 25, FI	0	201.965	201.965
**D	INVERSADELL 50, FI	0	2.609	2.609
**D	CASTELANA PENSIONES FP	0	316.957	316.957
**D	INVERSADELL 25, FI	0	2.662	2.662
**D	FERROANTANTICA 92 FF	0	6.242	6.242
**D	BS PREVISION EMPRESAS EPSV DE EMPLEO	0	375.869	375.869
**D	FCP SODIUM I	0	9.597	9.597
**D	BANSABADELL 36, F.P.	0	3.272	3.272
**D	FONECONOMISTES, FONS DE PENSIONES	0	3.425	3.425
**D	COMPANIA DE SERVICIOS DE BEBIDAS REFRESCANTES PENSIONES, F.P	0	20.938	20.938
**D	FONSOLBANK FP	0	4.527	4.527
**D	BS PENTAPENSION EMPRESA	0	54.419	54.419
**D	INVERSADELL 70, FI	0	298.435	298.435
**D	CALCIUM QUANT	0	0	0
**D	KOORMIN BANK ACTING AS TRUSTEE OF MIRAE ASSET ER DEVELOPED NATION MULTI FACTOR PRIVATELY PLACED MASTER INVESTMENT TR	0	485.319	485.319
44.457				
**D	AFIR HOLDING AND MANAGEMENT COMPANY	0	6.135.830	6.135.830
**D	DPAM GLOBAL STRATEGY 1	0	317.168	317.168
**D	BLACKROCK INSTITUTIONAL TRUST COMPANY, N.A. INVESTMENT FUNDS FOR EMPLOYEE BENEFIT TRUSTS	0	64.570.140	64.570.140
**D	BLACKROCK INSTITUTIONAL TRUST COMPANY, N.A. INVESTMENT FUNDS FOR EMPLOYEE BENEFIT TRUSTS	0	641.989	641.989
**D	CUSTODY BANK OF JAPAN, LTD. AS TRUSTEE FOR JAPAN SCIENCE AND TECHNOLOGY AGENCY 16619-9962	0	5.427	5.427
**D	BLACKROCK SUSTAINABLE ADVANTAGE INTERNATIONAL EQUITY FUND OF BLACKROCK FUNDS	0	85.144	85.144
**D	BLACKROCK SUSTAINABLE BALANCED PORTFOLIO OF BLACKROCK SERIES FUND, INC.	0	1.056.039	1.056.039
**D	BLACKROCK STRATEGIC INCOME OPPORTUNITIES PORTFOLIO OF BLACKROCK FUNDS V	0	6.410	6.410
**D	BRUNEI SHELL RETIREMENT BENEFIT FUND	0	64.509	64.509
**D	BLACKROCK FUNDS I ICAV	0	409.839	409.839
**D	MSCI ACWI EX-U.S. IMI INDEX FUND B2	0	19.774	19.774
**D	BLACKROCK MANAGED VOLATILITY V.I. FUND OF BLACKROCK VARIABLE SERIES FUNDS, INC.	0	1.442.643	1.442.643
**D	BLACKROCK INSTITUTIONAL POOLED FUNDS PLC	0	166.170	166.170
**D	MSCI ACWI EX-FOSSIL FUELS ESG FOCUS INDEX FUND B (MSXFFESGB)	0	3.180.729	3.180.729
**D	BLACKROCK CDN MSCI EAFE EQUITY INDEX FUND	0		



LISTA ESITO DELLE VOTAZIONE

Oggetto: Relazione sulla politica di remunerazione e sui compensi corrisposti - Seconda Sezione: relazione sui compensi corrisposti nel 2022 (deliberazione non vincolante) FAVOREVOLI

Table with columns: Badge, Ragione Sociale, Proprio, Delega, Totale. Lists various investment funds and their corresponding vote counts.

Azionisti: 3.327 Teste: 21
Azionisti in proprio: 11 Azionisti in delega: 3.316

Handwritten signature at the bottom right of the page.

1

ENEL S.p.A.

10 maggio 2023 16.43.41

Assemblea Ordinaria del 10 maggio 2023

LISTA ESITO DELLE VOTAZIONE

Oggetto: Relazione sulla politica di remunerazione e sui compensi corrisposti - Seconda Sezione: relazione sui compensi corrisposti nel 2022 (deliberazione non vincolante) FAVOREVOLI

Table with columns: Badge, Ragione Sociale, Proprio, Delega, Totale. Lists various investment funds and their corresponding vote counts.

Pagina 21

Azionisti: 3.327 Teste: 21
Azionisti in proprio: 11 Azionisti in delega: 3.316

Handwritten signature: J. Piccinini

Handwritten initials: JFP

LISTA ESITO DELLE VOTAZIONI

Oggetto: Relazione sulla politica di remunerazione e sui compensi corrisposti - Seconda Sezione: relazione sui compensi corrisposti nel 2022 (deliberazione non vincolante)

FAVOREVOLI

Badge	Ragione Sociale	Proprio	Delega	Totale
**D	DEGROOF PETERCAM ASSET MANAGEMENT REPRESENTING ERGO FUND	0	53.330	53.330
**D	ARVESTAR ASSET MANAGEMENT SA REPRESENTING ARGENTA PENSIOENSFAARFONDS DEFENSIVE	0	124.550	124.550
**D	ARVESTAR ASSET MANAGEMENT SA REPRESENTING ARGENTA PENSIOENSFAARFONDS	0	1.696.700	1.696.700
***	ADAMI SERGIO	0	1.262	1.262
***	GIORGIANNI FRANCESCO	0	1.367	1.367
***	VENTURINI FRANCESCO	0	9.467	9.467
**D	CENTRE GLOBAL INFRASTRUCTURE FUND	0	141.146	141.146
**D	SANLAM UNIVERSAL FUNDS PLC	0	50.210	50.210
**D	MWCCF WORLD TOPS 130 30 FUND AC	0	1.247	1.247
**D	MWCCF WORLD TOPS 150 50 FUND AC	0	2.449	2.449
**D	SIJOITUSRAHASTO AKTIA SECURA	0	100.000	100.000
**D	SIJOITUSRAHASTO AKTIA EUROPA	0	450.000	450.000
**D	PRUDENTIAL LEGACY INSURANCE COMPANY OF NEW JERSEY	0	417.654	417.654
**D	MUANG THAI LIFE ASSURANCE PUBLIC COMPANY LIMITED	0	190.795	190.795
**D	STICHTING PENSIOENFONDS PROVIDUS	0	36.118	36.118
**D	THE MASTER TRUST BANK OF JAPAN, LTD. RE: MUTB400021536	0	613.514	613.514
**D	STELLAR INSURANCE, LTD.	0	38.008	38.008
**D	ABU DHABI PENSION FUND	0	929.821	929.821
**D	THE MASTER TRUST BANK OF JAPAN, LTD. AS TRUSTEE FOR FEDERATION OF NATIONAL PUBLIC SERVICE PERSONNEL MUTUAL AID ASSOCIATI	0	750.262	750.262
750.262				
**D	SBC MASTER PENSION TRUST	0	63.243	63.243
**D	1934 GLOBAL INVESTMENT FUND LP	0	310.918	310.918
**D	FUNDACAO CALOUSTE GULBENKIAN	0	132.221	132.221
**D	ING DIRECT SICAV	0	410.605	410.605
**D	THE MASTER TRUST BANK OF JAPAN, LTD. RE: MUTB400021492	0	220.104	220.104
**D	THE MASTER TRUST BANK OF JAPAN, LTD. RE: MTRBJ400025521	0	30.513	30.513
**D	BNZ WHOLESALE INTERNATIONAL EQUITIES (INDEX) FUND	0	142.590	142.590
**D	NEI CLEAN INFRASTRUCTURE FUND	0	968.872	968.872
**D	DVAM DIVERSIFIEDLIQUID ALTERNATIVESPCF	0	4.948	4.948
**D	DWS INVESTMENTGMBH ON BEHALF OF DEAM FONDS ZATI	0	6.013	6.013
**D	D E SHAW ALLCOUNTRY GLOBAL ALPHA EXTENSIONCUSTOM FUND L	0	12.447	12.447
**D	AQR STOCKSELECTION II MASTER ACCOUNT LP	0	3.040	3.040
**D	FIDELITY SELECT PORTFOLIOS UTILITIES PORTFOLIO	0	550.200	550.200
**D	CAIXABANK ASSET MANAGEMENT, SGIIC, S.A.	0	7.794.054	7.794.054
**D	VIDALCAIXA, S.A.	0	1.570.044	1.570.044
**D	KUTXABANK GESTION SGIIC, S.A.	0	4.854.866	4.854.866
**D	KUTXABANK PENSIONES, S.A., SGFP	0	607.207	607.207
**D	AQR TAX AWARETOTAL RETURN FUND LLC	0	28.014	28.014
**D	CMAP SRPA FUNDLIMITED	0	9.797	9.797
**D	AQR TAX ADVANTAGEGLOBAL EQUITY MARKET NEUTRAL FUND LP	0	65.036	65.036
**D	CIN BELGIUMLIMITED	0	730	730
**D	BANCO BILBRO VIZCAYA ARGENTARIA SA	0	2.622.336	2.622.336
**D	EATON VANCE TRUST COMPANY COLLECTIVE INVESTMENT	0	15.742	15.742
**D	STICHTING DE NATIONALE ALGEMEEN PENSIOENFONDS	0	61.314	61.314
**D	ECCLESIASTICAL INSURANCE OFFICE PLC STAFF RETIREMENT BENEFI	0	255.000	255.000
**D	THE NEW MUTUAL OEIC	0	77.762	77.762
**D	EDENTREE ASSET MANAGEMENT LTD	0	16.500	16.500
**D	EDENTREE INVESTMENT FUND SERIES 1 EDENTREE GREEN FUTURE FUND	0	122.000	122.000
**D	SANTANDER MAX 30 SHARES PORTFOLIO	0	92.791	92.791
**D	SANTANDER MAX 50 PERCENT SHARES PORTFOLIO	0	525.051	525.051

Azionisti:
Azionisti in proprio:

3.327 11 3.316 21 3.316

Pagina 22

Juan Carlos...

880

LISTA ESITO DELLE VOTAZIONE

Oggetto: Relazione sulla politica di remunerazione e sui compensi corrisposti - Seconda Sezione: relazione sui compensi corrisposti nel 2022 (deliberazione non vincolante) FAVOREVOLI

Badge	Ragione Sociale	Proprio	Delega	Totale
**D	SANTANDER MAX 70 PERCENT SHARES PORTFOLIO	0	850.761	850.761
**D	IUCE LOCAL 793 MEMBERS PENSION BENEFIT TRUST OF	0	133.103	133.103
**D	AUTORIDADE MONETARIA DE MACAU	0	450.112	450.112
**D	GOLDMAN SACHS ETF TRUST GOLDMAN SACHS BLOOMBERG	0	42.038	42.038
**D	INTEL RETIREE MEDICAL PLAN TRUST	0	49.044	49.044
**D	ALASKA PERMANENT FUND CORPORATION	0	1.410.154	1.410.154
**D	SUBSIDIZED SCHOOLS PROVIDENT FUND	0	64.389	64.389
**D	INTL BESS LP	0	1.998	1.998
**D	INVESTERINGFORENINGEN NYKREDIT INVEST ENMGROS GLOBALE AKTI	0	212.265	212.265
**D	KAPITALFORENINGEN INVESTIN PRO ACADIAN GLOBAL VALUE	0	2.418.144	2.418.144
**D	MURRAY INTERNATIONAL TRUST PLC	0	5.830.000	5.830.000
**D	TACS NON US EQUITY CORE MARKET CONTINUOUS LLC	0	567.334	567.334
**D	STANDARD BANK OF SOUTH AFRICA LTD	0	32.602	32.602
**D	BNY MELLON SUSTAINABLE GLOBAL EQUITY INCOME FUND	0	661.569	661.569
**D	BNYM MELLON DT NSL INTERNATIONAL STOCK INDEX FUND	0	373.618	373.618
**D	INVESTERINGFORENINGEN INVESTIN SAMPENSION GLOBALE AKTIER	0	3.058	3.058
**D	QUILTER CHEVIOT LTD	0	324.099	324.099
**D	VIRGINIA TECH FOUNDATION INC	0	45.188	45.188
**D	ADVANCED SERIES TRUST AST T BOME PRICE GROWTH OPPORTUNIT	0	432.353	432.353
**D	BNYM MELLON PE NSL INTERNATIONAL EQUITY FUND	0	273.991	273.991
**D	GOLDMAN SACHS TRUST - GOLDMAN SACHS INTERNATIONAL EQUITY IN GOLDMAN SACHS AND CO	0	2.609.661	2.609.661
**D	CI CORPORATE CLASS LIMITED	0	584.909	584.909
**D	CI SELECT GLOBAL EQUITY FUND	0	285.436	285.436
**D	CI GLOBAL CONCENTRATED EQUITY PRIVATE POOL	0	13.049	13.049
**D	CI GLOBAL INCOME AND GROWTH FUND	0	3.163.723	3.163.723
**D	CI GLOBAL EQUITY POOLED FUND	0	832	832
**D	BNY MELLON GLOBAL INFRASTRUCTURE INCOME ETF	0	166.235	166.235
**D	GOLDMAN SACHS PROFIT SHARING MASTER TRUST	0	120.744	120.744
**D	LEGAL AND GENERAL UCITS ETF PLC	0	444.399	444.399
**D	THE ZEDRA FIDUCIARY INVESTMENT FUND LIMITED	0	106.136	106.136
**D	MACQUARIE MANAGEMENT HOLDINGS INC	0	7.776	7.776
**D	BNY MELLON FUTURELEGACY 3 FUND	0	15.891	15.891
**D	BNY MELLON FUTURELEGACY 4 FUND	0	23.836	23.836
**D	BNY MELLON FUTURELEGACY 5 FUND	0	31.339	31.339
**D	BNY MELLON FUTURELEGACY 6 FUND	0	38.406	38.406
**D	BNY MELLON FUTURELEGACY 7 FUND	0	45.496	45.496
**D	DIVERSIFIED TRUST COMPANY INTERNATIONAL EQUITY COMMON FUND	0	238.365	238.365
**D	NATIONAL BANK FINANCIAL INC	0	111.792	111.792
**D	GOVERNMENT OF BERMUDA	0	240.734	240.734
**D	KAPITALFORENINGEN EMD INVEST VERDESENDEKS	0	262.572	262.572
**D	STICHTING DEPOSITARY APG DEVELOPED MARKETS EQUITY POOL	0	1.307.908	1.307.908
**D	VANGUARD FTSE ALL WORLD EX US INDEX FUND	0	15.694.362	15.694.362
**D	VANGUARD EUROPEAN STOCK INDEX FUND	0	16.562.024	16.562.024
**D	XTRACKERS MSCI EAFE ESG LEADERS EQUITY ETF	0	39.870	39.870
**D	UOF INVESTMENTS LP	0	17.713	17.713
**D	MULTI ADVISOR GLOBAL SUSTAINABLE INFRASTRUCTURE FUND	0	405.686	405.686
**D	WESPATH FUNDS TRUST	0	1.520.854	1.520.854
**D	RED DIAMOND INTERNATIONAL EQUITY LIMITED PARTNERSHIP	0	7.455	7.455
**D	TEXAS PERMANENT SCHOOL FUND CORPORATION	0	2.226.087	2.226.087
**D	MOTABILITY AS SOLE TRUSTEE OF THE MOTABILITY ENDORMENT TRUST	0	79.939	79.939

Stefano Scelloni

LISTA ESITO DELLE VOTAZIONE

Oggetto: Relazione sulla politica di remunerazione e sui compensi corrisposti - Seconda Sezione: relazione sui compensi corrisposti nel 2022 (deliberazione non vincolante) FAVOREVOLI

Badge	Ragione Sociale	Proprio	Delega	Totale
**D	VOYA VACS INDEX SERIES I PORTFOLIO	0	605.634	605.634
**D	DANMARKS GRUNDFORSKINGFOND	0	38.562	38.562
**D	FORDHAM UNIVERSITY	0	32.085	32.085
**D	CONSOLIDATED EDISON RETIREMENT PLAN	0	178.646	178.646
**D	HARRIS UNIT 1 QUALIFIED NUCLEAR DECOMMISSIONING FUND	0	54.423	54.423
**D	ROBINSON UNIT 2 QUALIFIED NUCLEAR DECOMMISSIONING FUND	0	61.780	61.780
**D	BRUNSWICK UNIT 2 QUALIFIED NUCLEAR	0	119.229	119.229
**D	THE MANUFACTURERS LIFE INSURANCE COMPANY	0	144.682	144.682
**D	THE CONGREGATION OF THE SISTERS OF CHARITY OF THE INCARNATE WORD	0	800.393	800.393
**D	IO 500 INTERNATIONAL ETF	0	172.294	172.294
**D	LEXINGTON INTERNATIONAL LLC	0	267.793	267.793
**D	CERVURITE INTERNATIONAL LLC	0	264.317	264.317
**D	MARANIC II LLC	0	8.406	8.406
**D	TERREBONNE INVESTMENTS LP	0	12.605	12.605
**D	WINDFALL INVESTMENTS LP	0	7.155	7.155
**D	PHILANTHROPAR INVESTMENTS LP	0	4.323	4.323
**D	OAK HILL INVESTMENT MANAGEMENT	0	42.245	42.245
**D	OHSU FOUNDATION ENDOWMENT FUND LP	0	20.986	20.986
**D	MASTERS I LLC	0	27.829	27.829
**D	BRIDGEWATER IMPLEMENTATION FUND IV LLC	0	63.824	63.824
**D	STICHTING PENSIOENFONDS NOTARIAAT	0	24.616	24.616
**D	DEUTSCHE DCG EQ	0	27.845	27.845
**D	BNY MELLON INVESTMENT FUNDS VI BNY MELLON BALANCED OPPORTUNITY FUND	0	78.782	78.782
**D	MANULIFE MULTIFACTOR DEVELOPED INTERNATIONAL INDEX EYF	0	146.059	146.059
**D	CENTRAL PENSION FUND OF THE INTERNATIONAL UNION OF OPERATING	0	263.347	263.347
**D	WELLS FARGO BANK N A	0	4.231	4.231
**D	MAN GLC EUROPEAN ALPHA INCOME FUND	0	893	893
**D	CITM FUND LP	0	15.320	15.320
**D	AMITY BALANCED FUND FOR CHARITIES FUND	0	40.000	40.000
**D	HIGHER INCOME FUND	0	800.000	800.000
**D	AMITY INTERNATIONAL FUND	0	1.120.000	1.120.000
**D	AMITY EUROPEAN FUND	0	700.000	700.000
**D	GEORGETOWN UNIVERSITY THE	0	248.710	248.710
**D	MOTHER CABRINI HEALTH FOUNDATION INC	0	105.000	105.000
**D	INVESCO MARKETS II PLC	0	208.212	208.212
**D	MINISTRY OF DEFENSE PENSION FUND OF THE SULTANATE OF OMAN	0	207.720	207.720
**D	GLOBAL ATLANTIC BLACKROCK DISCIPLINED INTERNATIONAL CORE PORTFOLIO	0	33.303	33.303
**D	ROTHSCHILD MARTIN MAUREL	0	783.490	783.490
**D	TEXAS UTILITIES QUAL NDT PARTNERSHIP	0	37.267	37.267
**D	SHELL CANADA 2007 PENSION PLAN	0	12.180	12.180
**D	ENDOWMENT PORTFOLIO L P	0	4.085	4.085
**D	1999 VOLUNTARY EMPLOYEES BENEFICIARY ASSOCIATION OF THE NONREPRESENTED EMPLOYEES OF SOUTHERN CALIFORNIA EDISON COMPANY	0	0	0
8.388	SHARON D LUND RESIDUAL TRUST	0	4.379	4.379
**D	MICHELLE LUND REV TRUST	0	5.831	5.831
**D	BLACKROCK FUND MANAGERS LTD	0	4.469.985	4.469.985
**D	CONGREGATION OF THE SISTERS OF CHARITY OF THE INCARNATE WOR	0	14.389	14.389
**D	MARSHFIELD CLINIC SALARY REDUCTION PLAN	0	80.368	80.368
**D	THE BANK OF NEW YORK MELLON EMPLOYEE BENEFIT COLLECTIVE INV	0	1.262.749	1.262.749
**D	THE BANK OF NEW YORK MELLON EMPLOYEE BENEFIT COLLECTIVE INVESTMENT FUND PLAN	0	5.461.187	5.461.187

882

LISTA ESITO DELLE VOTAZIONE

Oggetto: Relazione sulla politica di remunerazione e sui compensi corrisposti - Seconda Sezione: relazione sui compensi corrisposti nel 2022 (deliberazione non vincolante)
FAVOREVOLI

Badge	Ragione Sociale	Proprio	Delega	Totale
**D	BNYM MELLON CF SL INTERNATIONAL STOCK INDEX FUND	0	603.578	603.578
**D	1895 FONDS FGR	0	1.060.977	1.060.977
**D	1895 FONDS STICHTING 1	0	36.958	36.958
**D	FIRST SENTIER INVESTORS ICVC FIRST SENTIER RESPONSIBLE LISTED INFRASTRUCTURE FUND	0	186.256	186.256
**D	STICHTING DEPOSITARY APG DEVELOPED EQUITIES RI INDEX POOL	0	434.691	434.691
**D	KARTALFORENINGEN INVESTIN PRO VELLIV WORLD EQUITY INDEX CO NYKREDIT PORTEFOLJE ADMINISTRATION AS	0	1.077.119	1.077.119
**D	VIRTUS NFJ INTERNATIONAL VALUE FUND	0	315.596	315.596
**D	GOLDMAN SACHS ETF TRUST GOLDMAN SACHS FUTURE PLANET EQUITY ETF	0	1.033.418	1.033.418
**D	THE UNIVERSITY COURT OF THE UNIVERSITY OF GLASGOW	0	93.333	93.333
**D	BANK CONSORTIUM TRUST CO LTD	0	266.994	266.994
**D	BCT POOLED INVESTMENT FUND SERIES SMART EUROPEAN EQUITY FUND	0	47.216	47.216
**D	ALCOA FOUNDATION	0	35.740	35.740
**D	SHELL NEDERLAND PENSIOENFONDS STICHTING	0	7.598	7.598
**D	STICHTING BEDRIJFTAKPENSIOENFONDS VOOR DE MEUBELI NDIUSTRIEN MEUBILLERINGSBEDRIJ	0	635.253	635.253
**D	ADVANCED SERIES TRUST AST PRESERVATION ASSET ALLOCATION PORTFOLIO	0	319.055	319.055
**D	ADVANCED SERIES TRUST AST BALANCED ASSET ALLOCATION PORTFOLIO	0	1.603.832	1.603.832
**D	ADVANCED SERIES TRUST AST CAPITAL GROWTH ASSET ALLOCATION PORTFOLIO	0	2.051.239	2.051.239
**D	ADVANCED SERIES TRUST AST QUANTITATIVE MODELING PORTFOLIO	0	123.335	123.335
**D	QUILLER CHEVRIOT EUROPE LTD	0	11.461	11.461
**D	MACOMB COUNTY EMPLOYEES RETIREMENT SYSTEM	0	54.053	54.053
**D	MACOMB COUNTY INTERMEDIATE RETIREES MEDICAL BENEFITS TRUST	0	9.009	9.009
**D	BNY MELLON GLOBAL INFRASTRUCTURE INCOME FUND	0	342.214	342.214
**D	ARIZONA STATE RETIREMENT SYSTEM	0	411.049	411.049
**D	ARIZONA STATE RETIREMENT SYSTEM	0	1.778.970	1.778.970
**D	FOREST FOUNDATION	0	1.052	1.052
**D	SEQUOIA FUND PARA GBL	0	4.804	4.804
**D	STEWARDSHIP PARA GBL	0	6.696	6.696
**D	WBW TRUST NUMBER ONE	0	5.223	5.223
**D	1975 IRREV TRUST OF C D WEYERHAEUSER	0	4.761	4.761
**D	1973 IRREVOCABLE TRUST OF CD WEYERHAEUSER	0	91.039	91.039
**D	SANTA BARBARA COUNTY EMPLOYEES RETIREMENT SYSTEM	0	5.332.200	5.332.200
**D	DNP SELECT INCOME FUND INC	0	274.845	274.845
**D	3M EMPLOYEE RETIREMENT INCOME PLAN TRUST	0	60.677	60.677
**D	COMMONWEALTH OF PENNSYLVANIA STATE EMPLOYEES RETIREMENT SYS	0	207.434	207.434
**D	BNY MELLON INTERNATIONAL EQUITY ETF	0	85.958	85.958
**D	XTRACKERS MSCI KOKUSAL EQUITY ETF	0	20.395	20.395
**D	PITTSBURGH THEOLOGICAL SEMINARY OF THE PRESBYTERIAN CHURCH	0	123.639	123.639
**D	MARION BRADLEY PARTITION TRUST	0	147.203	147.203
**D	IQ CANDRIAM ESG INTERNATIONAL EQUITY ETF	0	325.315	325.315
**D	INVESTINGFORENINGEN SPARINVEST INDEX EUROPA VALUE KL	0	390.097	390.097
**D	INVESTINGFORENINGEN SPARINVEST INDEX DOW JONES SUSTAINABILITY WORLD KL	0	251.613	251.613
**D	THE BANK OF NEW YORK MELLON INTERNATIONAL LIMITE	0	986.959	986.959
**D	THE ESB PENSION FUND	0	250.000	250.000
**D	VIRTUS TOTAL RETURN FUND INC	0	2.526.265	2.526.265
**D	XTRACKERS MSCI ALL WORLD EX US HEDGED EQUITY ETF	0	219.592	219.592
**D	CBIS GLOBAL FUNDS PUBLIC LTD CO	0	12.334	12.334
**D	STATE OF WISCONSIN INVESTMENT BOARD	0		
**D	AIB GROUP IRISH PENSION SCHEME	0		
**D	BANK OF KOREA	0		

Azionisti:

3.327

Testic:

21

Azionisti in proprio:

11

Azionisti in delega:

3.316

Pagina 25

LISTA ESITO DELLE VOTAZIONE

Oggetto: Relazione sulla politica di remunerazione e sui compensi corrisposti - Seconda Sezione: relazione sui compensi corrisposti nel 2022 (deliberazione non vincolante)
FAVOREVOLI

Badge	Ragione Sociale	Proprio	Delega	Totale
**D	KOCKMIN BANK ACTING AS TRUSTEE OF HANA ALTERNATIVE ASSET CB RASTRUCTURE QUALIFIED INVESTORS PRIVATE PLACEMENT SPECIAL A	0	0	84.848
84.848				
**D	NN PARAPLUFONDS 1 NV	0	1.039.112	1.039.112
**D	EATON VANCE MANAGEMENT	0	1.915	1.915
**D	THE ARCHDIOCESE OF HARTFORD INVESTMENT TRUST	0	4.611	4.611
**D	UNIVERSAL INVESTMENT GESELLSCHAFT MBH ON BEHALF OF DCTA MASTERFONDS	0	12.050	12.050
**D	FLORIDA RETIREMENT SYSTEM TRUST FUND	0	4.181.236	4.181.236
**D	VERA PARTNERSHIP N LP	0	19.916	19.916
**D	BNY MELLON GLOBAL FUNDS PLC	0	1.026.617	1.026.617
**D	LOCKHEED MARTIN CORPORATION MASTER RETIREMENT TRUST	0	3.975	3.975
**D	KAPITALFORENINGEN EMD INVEST GLOBALE AKTIER III	0	27.929	27.929
**D	WILMINGTON INTERNATIONAL FUND	0	63.047	63.047
**D	INVESCO EUROPEAN EQUITY FUND UK	0	7.524.364	7.524.364
**D	INVESCO GLOBAL EX UK ENHANCED INDEX FUND UK	0	9.953	9.953
**D	INVESCO EUROPEAN EQUITY INCOME FUND UK	0	1.325.713	1.325.713
**D	INVESTERINGSFORENINGEN NYKREDIT INVEST GLOBALE AKTIER BASIS	0	62.040	62.040
**D	INVESTERINGSFORENINGEN NYKREDIT INVEST TAKTISK ALLOKERING	0	66.898	66.898
**D	INVESCO GLOBAL TARGETED RETURNS FUND UK	0	26.103	26.103
**D	EMERCEES RETIREMENT SYSTEM OF TEXAS	0	5.705.251	5.705.251
**D	INTERNATIONALE KAPITALANLAGEGESELLSCHAFT MBH ACTING FOR ACCOUNT OF ZFO AKTIEN EUROPA	0	389.000	389.000
**D	KAPITALFORENINGEN INVESTIN PRO GLOBAL EQUITIES I	0	331.094	331.094
**D	ADVANCED SERIES TRUST AST PRUDENTIAL GROWTH ALLOCATION PORTFOLIO	0	844.190	844.190
**D	INVESCO MARKETS III PLC	0	13.598	13.598
**D	INVESCO FTSE RAFI EMERGING MARKETS UCITS ETF	0	116.960	116.960
**D	INVESCO FTSE RAFI DEVELOPED MARKETS EX U S ETF	0	1.570.368	1.570.368
**D	GREAT WEST CORE STRATEGIES INTERNATIONAL EQUITY FUND	0	72.215	72.215
**D	BLACKROCK LIFE LIMITED	0	151.967	151.967
**D	BLACKROCK GLOBAL FUNDS	0	56.284.863	56.284.863
**D	FIRST TRUST GLOBAL WIND ENERGY ETF	0	964.463	964.463
**D	FIRST TRUST NAGDAQ CLEAN EDGE SMART GRID INFRASTRUCTURE IND	0	486.200	486.200
**D	VIRGINIA RETIREMENT SYSTEM	0	1.370.386	1.370.386
**D	INVESCO FUNDS	0	9.609.216	9.609.216
**D	PGIM JENNISON UTILITY FUND	0	5.024.914	5.024.914
**D	THE PRUDENTIAL SERIES FUND PSF PGIM 50 50 BALANCED PORTFOLIO	0	6.077	6.077
**D	THE PRUDENTIAL SERIES FUND PSF PGIM FLEXIBLE MANAGED PORT	0	11.186	11.186
**D	PACIFIC GAS AND ELECTRIC COMPANY NUCLEAR FACILITIES QUALIFIED CPUC DECOMMISSIONING MASTER TRUST	0	232.085	232.085
**D	GREAT WEST INTERNATIONAL INDEX FUND	0	843.435	843.435
**D	BNY MELLON GLOBAL FUNDS PLC BNY MELLON GLOBAL EQUITY INC	0	1.416.669	1.416.669
**D	MACQUARIE FIRST TRUST GLOBAL INFRASTRUCTURE UTILITIES DIVID	0	353.208	353.208
**D	BANK OF KOREA	0	8.984	8.984
**D	FIREFIGHTERS RETIREMENT SYSTEM	0	146.125	146.125
**D	VAERDIPATRFONDEN SPARINVEST INDEX	0	27.435	27.435
**D	PRINCIPAL FUNDS INC INTERNATIONAL EQUITY INDEX	0	527.160	527.160
**D	THE SEVENTH SWEDISH NATIONAL PENSION FUND AP 7 EQUITY FUND	0	10.314.691	10.314.691
**D	ADVANCED SERIES TRUST AST INTERNATIONAL GROWTH PORTFOLIO	0	716.618	716.618
**D	INTERNATIONAL BANK FOR RECONSTRUCTION AND DEVELOPMENT	0	33.951	33.951
**D	LF MACQUARIE GLOBAL INFRASTRUCTURE SECURITIES FUND	0	295.857	295.857
**D	PRINCIPAL FUNDS INC OVERSEAS FUND	0	247.563	247.563
**D	STANLIB FUNDS LIMITED	0	36.048	36.048
**D	LINK FUND SOLUTIONS LTD	0	48.027	48.027

Azionisti:

3.327

Teste:

21

Azionisti in proprio:

11

Azionisti in delega:

3.316

Pagina 26

884

LISTA ESITO DELLE VOTAZIONE

Oggetto: Relazione sulla politica di remunerazione e sui compensi corrisposti - Seconda Sezione: relazione sui compensi corrisposti nel 2022 (deliberazione non vincolante)
FAVOREVOLI

Badge	Ragione Sociale	Proprio	Delega	Totale
**D	GOLDMAN SACHS ETF TRUST GOLDMAN SACHS MARKETBETA INTERNATIO	0	205.716	205.716
**D	ABB PENSION FUND	0	12.107	12.107
**D	INVECO S AND P EUROPE 350 EQUAL WEIGHT INDEX ETF	0	3.685	3.685
**D	IA CLARINGTON GLOBAL VALUE FUND	0	58.176	58.176
**D	INDUSTRIAL ALLIANCE INSURANCE AND FINANCIAL SERVICES INC	0	505.892	505.892
**D	PUBLIC EMPLOYEES RETIREMENT SYSTEM OF MISSISSIPPI	0	1.019.034	1.019.034
**D	STICHTING PENSIOENFONDS ABP	0	15.663.985	15.663.985
**D	BNY MELLON GLOBAL INCOME FUND	0	11.895.142	11.895.142
**D	IO 50 PERCENT HEDGED FTSE INTERNATIONAL ETF	0	147.865	147.865
**D	GOLDMAN SACHS ETF TRUST GOLDMAN SACHS ACTIVE BETA INTERNAT	0	392.304	392.304
**D	XTRACKERS MSCI EUROZONE HEDGED EQUITY ETF	0	5.209	5.209
**D	VOYA INTERNATIONAL INDEX PORTFOLIO	0	39.019	39.019
**D	THE AMERICAN UNIVERSITY IN CAIRO	0	575.911	575.911
**D	THE CLAUDE MARIE DUBUIS RELIGIOUS AND CHARITABLE TRUST	0	263.265	263.265
**D	INCARNATE WORD CHARITABLE TRUST	0	316.247	316.247
**D	CONGREGATION OF THE SISTERS OF CHARITY OF THE INCARNATE WORD	0	59.757	59.757
**D	ARIZONA SPERS TRUST	0	1.063.164	1.063.164
**D	DWS INVESTMENT GMBH ON BEHALF OF DWS FONDS BFT	0	1.470.000	1.470.000
**D	DWS INVESTMENT GMBH ON BEHALF OF DWS FONDS FKN 2	0	1.683.630	1.683.630
**D	DWS INVESTMENT GMBH ON BEHALF OF DWS FONDS AWD 2	0	20.121	20.121
**D	SEMERA ENERGY PENSION MASTER TRUST	0	103.068	103.068
**D	TEACHERS RETIREMENT SYSTEM OF LOUISIANA	0	42.200	42.200
**D	DELAWARE GLOBAL LISTED REAL ASSETS FUND	0	182.310	182.310
**D	INVESTINGFORENINGEN LAEGERNES INVEST LI AKTIER GLOBALE	0	68.139	68.139
**D	KAPITALFORENINGEN LAEGERNES INVEST KLI AKTIER GLOBALE INDENYKREDIT PORTEFOELJTE ADMINISTRATION AS	0	337.441	337.441
**D	BLACKROCK LIFE LTD	0	1.199.252	1.199.252
**D	PRINCIPAL FUNDS INC DIVERSIFIED REAL ASSET FUND	0	2.125.234	2.125.234
**D	XTRACKERS MSCI EUROPE HEDGED EQUITY ETF	0	362.217	362.217
**D	INVECO PUREBETA FTSE DEVELOPED EX NORTH AMERICA ETF	0	5.167	5.167
**D	MI FONDS K10	0	219.386	219.386
**D	MI FONDS K12	0	21.690	21.690
**D	STANDARD BANK OF SOUTH AFRICA LTD	0	687.809	687.809
**D	XTRACKERS MSCI EAFE HEDGED EQUITY ETF	0	2.034.778	2.034.778
**D	XTRACKERS FTSE DEVELOPED EX US MULTIFACTOR ETF	0	22.349	22.349
**D	SC EDISON NUCLEAR FACILITIES QUALIFIED CPUC DECOMMISSIONING MASTER TR	0	188.961	188.961
**D	TEXTRON INC MASTER TRUST	0	418.787	418.787
**D	FIDELITY CONCORD STREET TRUST FIDELITY INTERNATIONAL INDEX FUND	0	20.945.486	20.945.486
**D	BELLSOUTH CORP RFA VERA TRUST	0	95.118	95.118
**D	EUROPEAN CENTRAL BANK	0	322.397	322.397
**D	BNY MELLON INVESTMENT FUNDS III BNY MELLON GLOBAL EQUITY INCOME FUND	0	899.253	899.253
**D	BNY MELLON STOCK FUNDS BNY MELLON INTERNATIONAL CORE EQUI	0	1.085.252	1.085.252
**D	BNY MELLON INTERNATIONAL STOCK INDEX FUND	0	196.053	196.053
**D	BNY MELLON INTERNATIONAL EQUITY INCOME FUND	0	12.945	12.945
**D	MANVILLE PERSONAL INJURY SETTLEMENT TRUST	0	41.251	41.251
**D	NEW HAMPSHIRE RETIREMENT SYSTEM	0	1.927.145	1.927.145
**D	SHELL PENSION TRUST	0	104.662	104.662
**D	UPSTREAMCO PENSION TRUST	0	93.576	93.576
**D	EASTSPRING INVESTMENTS	0	9.488	9.488
**D	NATIONAL TREASURY MANAGEMENT AGCY	0	298.142	298.142

Pagina 27

Azionisti: 3.327 Testc: 21
Azionisti in proprio: 11 Azionisti in delega: 3.316

LISTA ESITO DELLE VOTAZIONE

Oggetto: Relazione sulla politica di remunerazione e sui compensi corrisposti - Seconda Sezione: relazione sui compensi corrisposti nel 2022 (deliberazione non vincolante)
FAVOREVOLI

Badge	Regione Sociale	Proprio	Delega	Totale
**D	POLICE AND FIRE RETIREMENT SYSTEM OF THE CITY OF DETROIT	0	40.530	40.530
**D	ALTE LEIPZIGER TRUST INVESTMENT	0	377.150	377.150
**D	ALTE LEIPZIGER TRUST INVESTMENT GMBH	0	238.167	238.167
**D	EUROPEAN CENTRAL BANK	0	401.757	401.757
**D	MAN FUNDS PLC MAN NUMERIC RI EUROPEAN EQUITY	0	56.300	56.300
**D	VIRTUS DUFF AND PHELPS GLOBAL INFRASTRUCTURE FUND	0	142.579	142.579
**D	VIRTUS WMC INTERNATIONAL DIVIDEND ETF	0	32.961	32.961
**D	FIRE AND POLICE PENSION ASSOCIATION OF COLORADO	0	103.750	103.750
**D	FLORIDA GLOBAL EQUITY FUND LLC	0	153.245	153.245
**D	DIOCESE OF VENICE PENSION PLAN AND TRUST	0	7.888	7.888
**D	PUBLIC EMPLOYEE RETIREMENT SYSTEM OF IDAHO	0	2.412.984	2.412.984
**D	PUBLIC SCHOOL TEACHERS PENSION AND RETIREMENT FUND OF CHICAGO	0	1.059.485	1.059.485
**D	PUBLIC SCHOOL TEACHERS PENSION AND RETIREMENT FUND OF CHICAGO	0	24.250	24.250
**D	INVECO FUNDS	0	13.618	13.618
**D	NSP MONTICELLO MINNESOTA RETAIL	0	80.431	80.431
**D	NSP MINNESOTA PRAIRIE I RETAIL QUALIFIED TRUST	0	43.715	43.715
**D	NSP MINNESOTA RETAIL PRAIRIE II	0	50.071	50.071
**D	INTERNATIONALE KAPITALANLAGEGESELLSCHAFT MBH ACTING FOR ACCOUNT OF BPT	0	8.883	8.883
**D	VANGUARD INTL HIGH DIV YLD INDEX FD	0	4.433.838	4.433.838
**D	HIGHLAND INVESTMENT FUND LLC	0	22.882	22.882
**D	PGE CORPORATION RETIREMENT MASTER TRUST	0	261.158	261.158
**D	PG AND E POSTRETIREMENT MEDICAL PLAN TRUST MANAGEMENT AND NON IREES	0	96	96
**D	STICHTING CZ FUND DEPOSITARY	0	121.970	121.970
**D	MAN FUNDS PLC MAN NUMERIC RI GLOBAL EQUITY	0	10.400	10.400
**D	DEAM FONDS ZDV	0	99.097	99.097
**D	FIDELITY SAI INTERNATIONAL INDEX FUND	0	1.866.349	1.866.349
**D	COLUMBIA SUSTAINABLE INTERNATIONAL EQUITY INCOME ETF	0	22.907	22.907
**D	DWS INVESTMENT GMBH ON BEHALF OF DWS FONDS PAL 1	0	66.829	66.829
**D	DWS INVESTMENT GMBH ON BEHALF OF DWS FONDS RPK 1	0	70.366	70.366
**D	AURION GLOBAL EQUITY FUND	0	29.077	29.077
**D	BLACKROCK BALANCED CAPITAL FUND INC	0	329.238	329.238
**D	AZL INTERNATIONAL INDEX FUND	0	657.558	657.558
**D	AZL DFA INTERNATIONAL CORE EQUITY FUND	0	75.038	75.038
**D	MUNICIPAL POLICE EMPLOYEES RETIREMENT SYSTEM	0	162.760	162.760
**D	XTRACKERS MSCI ALL WORLD EX US HIGH DIVIDEND YIELD EQUITY E	0	21.300	21.300
**D	XTRACKERS MSCI EAFE HIGH DIVIDEND YIELD EQUITY ETF	0	4.357.209	4.357.209
**D	BNY MELLON INTERNATIONAL FUND	0	1.696.686	1.696.686
**D	FIRST TRUST EUROZONE ALPHADEX UCITS ETF	0	76.725	76.725
**D	COUNTY EMPLOYEES ANNUITY AND BENEFIT FUND OF COOK COUNTY	0	295.170	295.170
**D	NTUC INCOME INSURANCE CO OPERATIVE LIMITED	0	8.278	8.278
**D	MAPPRE MSV LIFE PLC	0	167.959	167.959
**D	BOC PRUDENTIAL EUROPEAN EQUITY FUND	0	85.227	85.227
**D	BOC PRUDENTIAL GLOBAL EQUITY FUND	0	91.717	91.717
**D	BOC PRUDENTIAL EUROPEAN INDEX FUND	0	490.450	490.450
**D	LAWRENCE LIVERMORE NATIONAL SECURITY LLC AND TRIAD NATIONAL SECURITY LLC DEFINED BENEFIT PLAN GROUP TRUST	0	187.231	187.231
**D	ALABAMA TRUST FUND	0	270.779	270.779
**D	HAWAIIAN ELECTRIC INDUSTRIES INC MASTER PENSION TRUST	0	288.252	288.252
**D	HAWAIIAN ELECTRIC INDUSTRIES INC MASTER VETA TRUST	0	29.559	29.559
**D	SISTERS OF CHARITY OF LEAVENWORTH HEALTH SYSTEM MASTER TRUST	0	124.307	124.307
**D	ALASKA PERMANENT FUND CORPORATION	0	466.044	466.044

886

Handwritten signature

LISTA ESITO DELLE VOTAZIONE

Oggetto: Relazione sulla politica di remunerazione e sui compensi corrisposti - Seconda Sezione: relazione sui compensi corrisposti nel 2022 (deliberazione non vincolante)
FAVOREVOLI

Badge	Regione Sociale	Proprio	Delega	Totale
**D	ILMAREN MUTUAL PENSION INSURANCE CO	0	4.890.000	4.890.000
**D	KOORMIN BANK ACTING AS TRUSTEE OF SAMSUNG EUROPEAN ESG SECURITIES MASTER INVESTMENT TRUST EQUITY	0	62.700	62.700
**D	PNPT INKA FUNDS	0	420.917	420.917
**D	KOOKMIN BANK ACTING AS TRUSTEE OF MIRAE ASSET TRIUMPH MULTI FACTO PRIVATELY PLACED MASTER	0	118.654	118.654
**D	INKA PBEAKK	0	1.058.974	1.058.974
**D	COMMONWEALTH OF PENNSYLVANIA PUBLIC SCHOOL EMPLOYEES RETIR	0	1.284.530	1.284.530
**D	IVY APOLLO MULTI ASSET INCOME FUND	0	79.400	79.400
**D	LOUISIANA STATE EMPLOYEES RETIREMENT SYSTEM	0	1.960.393	1.960.393
**D	PUBLIC EMPLOYEES RETIREMENT SYSTEM OF NEVADA	0	2.338.801	2.338.801
**D	PUBLIC EMPLOYEES RETIREMENT SYSTEM OF NEVADA	0	2.357.291	2.357.291
**D	RETIREMENT BENEFITS INVESTMENT FUND	0	79.716	79.716
**D	POOL REINSURANCE CO LTD	0	166.701	166.701
**D	PENN SERIES DEVELOPED INTERNATIONAL INDEX FUND	0	45.929	45.929
**D	BLACKROCK SOLUTIONS FUNDS ICAV	0	571.013	571.013
**D	PENSION RESERVES INVESTMENT TRUST FUND	0	10.426.203	10.426.203
**D	STATE OF SOUTH DAKOTA	0	23.364	23.364
**D	SOUTH DAKOTA RETIREMENT SYSTEM	0	306.399	306.399
**D	EMPLOYEES RETIREMENT SYSTEM OF THE STATE OF HAWAII	0	142.061	142.061
**D	SMITHFIELD FOODS MASTER TRUST	0	845	845
**D	THE HK SAR GOVERNMENT SCHOLARSHIP FUND	0	4.000	4.000
**D	SAN DIEGO GAS AND ELEC CO NUCLEAR FACILITIES QUAL DEC TRUST	0	89.011	89.011
**D	NATWEST TRUSTEE AND DEPOSITARY SERVICES LIMITED AS TRUSTEE	0	225.393	225.393
**D	VOYA MULTI MANAGER INTERNATIONAL FACTORS FUND	0	167.909	167.909
**D	DUKE ENERGY QUALIFIED NUCLEAR DECOMMISSIONING	0	352.308	352.308
**D	QUALITY EDUCATION FUND	0	14.540	14.540
**D	INVESCO INTERNATIONAL DEVELOPED DYNAMIC MULTIFACTOR ETF	0	24.262	24.262
**D	PUBLIC EMPLOYEES RETIREMENT SYSTEM OF OHIO	0	994.799	994.799
**D	ADVANCE PLANNING LIMITED	0	27.655	27.655
**D	DIGNITY PRE ARRANGEMENT LIMITED	0	40.375	40.375
**D	INDIANA PUBLIC RETIREMENT SYSTEM	0	106.497	106.497
**D	ROBECO PORTFOLIO TRUST ROBECO BOSTON PARTNERS GLOBAL EQUITY	0	81.251	81.251
**D	UNIVERSAL INVESTMENT GESELLSCHAFTMBH ON BEHALF OF AERKSAR MASTERFONDS	0	65.000	65.000
**D	PUBLIC EMPLOYEES RETIREMENT ASSOCIATION OF NEW MEXICO	0	73.660	73.660
**D	BOARD OF PENSIONS OF THE EVANGELICAL LUTHERAN CHURCH IN AMERICA	0	60.217	60.217
**D	BRIDGEWATER ALL WEATHER SUSTAINABILITY LP	0	39.630	39.630
**D	UPS GROUP TRUST	0	22.135	22.135
**D	STICHTING BEDRIJFSSTAKPENSIOENFONDS VOOR DE ZOETWARENINDUSTR	0	84.321	84.321
**D	STICHTING BEDRIJFSSTAKPENSIOENFONDS VOOR HET	0	84.158	84.158
**D	DWS INVESTMENT GMBH	0	70.272	70.272
**D	FIRST PRIVATE INVESTMENT MANAGEMENT KAG MBH FIRST PRIVATE WEALTH	0	57.358	57.358
**D	ADVANCED SERIES TRUST AST ACADEMIC STRATEGIES ASSET ALLOCATION PORTFOLIO	0	407.119	407.119
**D	FLORIDA RETIREMENT SYSTEM	0	3.964.751	3.964.751
**D	PGIM QMA INTERNATIONAL DEVELOPED MARKETS INDEX FUND	0	28.753	28.753
**D	ENERGY INSURANCE MUTUAL LIMITED	0	50.254	50.254
**D	MIDDLETOWN WORKS HOURLY AND SALARIED UNION	0	22.159	22.159
**D	METROPOLITAN LIFE INSURANCE COMPANY	0	352.768	352.768
**D	IOWA PUBLIC EMPLOYEES RETIREMENT SYSTEM	0	223.357	223.357
**D	BW ALLWEATHER SUSTAINABILITY 11 LP 992341	0	45.906	45.906
**D	SHERIFFS PENSION AND RELIEF FUND	0	4.700	4.700
**D	FIRST TRUST GLOBAL FUNDS PIC FIRST TRUST NASDAQ CLEAN EDGE SMART GRID INFRASTRUCTURE UCITS ETF	0	16.228	16.228

J. W. B. ...

887

LISTA ESITO DELLE VOTAZIONI

Oggetto: **Relazione sulla politica di remunerazione e sui compensi corrisposti - Seconda Sezione: relazione sui compensi corrisposti nel 2022 (deliberazione non vincolante)**
FAVOREVOLI

Badge	Ragione Sociale	Proprio	Delega	Totale
**D	FLORIDA BIRTH RELATED NEUROLOGICAL INJURY COMPENSATION ASSOCIATION	0	46.245	46.245
**D	ASR RANVULLENDE ZIEKTEKOSTENVERZEKERINGEN NV	0	7.232	7.232
**D	ASR LEVENSVZERKERING NV	0	790.771	790.771
**D	ASR SCHADEVERZEKERING NV	0	135.663	135.663
**D	STICHTING ASR BEWAARDER	0	401.921	401.921
**D	AMUNDI SGR SPA / AMUNDI RISPARMIO ITALIA	0	1.485.686	1.485.686
**D	AMUNDI SGR SPA / AMUNDI SVILUPPO ITALIA	0	6.195.000	6.195.000
**D	AMUNDI SGR SPA	0	3.742.234	3.742.234
**D	ETOILE ROTATION SECTORIELLE	0	51.253	51.253
**D	ETOILE ACTIONS INTERNATIONALES	0	22.358	22.358
**D	AMUNDI SGR SPA/AMUNDI ELITE MULTI ASSET FLEXIBLE	0	947.728	947.728
**D	AMUNDI SGR SPA / AMUNDI BILANCIATO PIU'	0	601.625	601.625
**D	ETOILE ACTIONS US POCHE ACTION	0	141.654	141.654
**D	AMUNDI SGR SPA / OBBLIGAZIONARIO PIU' A DIS TRIBUZIONE	0	483.596	483.596
**D	OFI INVEST ESG EQUITY CLIMATE	0	1.540.000	1.540.000
**D	OFI INVEST ESG EURO EQUITY	0	1.554.773	1.554.773
**D	AB SICAV I - LOW VOLATILITY EQ	0	3.124.407	3.124.407
**D	SG DNCA ACTIONS EUROPE ISR	0	95.745	95.745
**D	ANDROS	0	18.990	18.990
**D	STAUBLI 80 20 - SGAM	0	6.091	6.091
**D	BRIDGE BUILDER INT EQUITY FUND	0	424.751	424.751
**D	ASTRAZENECA FONDS N2	0	7.573	7.573
**D	AB CAP FUND, INC. - AB INTERNAT	0	1.031.993	1.031.993
**D	GSK ACTIONS	0	9.888	9.888
**D	METZLER INTERNATIONAL INVESTME	0	560.450	560.450
**D	VOLKSWAGEN	0	6.708	6.708
**D	SEI GLOBAL MASTER FUND PLC THE	0	62.509	62.509
**D	SG DIVERSIFIE ISR PART 405	0	61.306	61.306
**D	AB SICAV III - DYNAMIC ALL MAR	0	21.806	21.806
**D	SG ACTIONS INTERNATIONALES ISR	0	121.127	121.127
**D	ES OFI INVEST ESG ACTIONS CROI	0	250.000	250.000
**D	KOKUSAI EQUITY INDEX FUND	0	256.960	256.960
**D	HALEVY A2	0	218.456	218.456
**D	MORGAN STANLEY PATHWAY FUNDS	0	146.024	146.024
**D	PASTEUR ISR	0	129.912	129.912
**D	AFFINITY WORLD LEADERS EQUITY	0	14.484	14.484
**D	AB SICAV I - ALL MARKET INCOME	0	60.100	60.100
**D	OFI INVEST ACTIONS CROISSANCE	0	4.389	4.389
**D	CUS BK JP-RE GL SUP DVD EQ MOT	0	7.100	7.100
**D	SOECAP PROTECTED EQUITIES	0	704.045	704.045
**D	HALEVY A1	0	199.495	199.495
**D	INVESTISSEMENT 101 AUTRES	0	34.409	34.409
**D	BLK MAGI A SR TR-BLXK GL INV	0	2.359	2.359
**D	UF 6 A	0	12.893	12.893
**D	AB SICAV I - EUROZONE EQUITY	0	2.123.323	2.123.323
**D	SG DNCA ACTIONS EUROPE CLIM	0	143.650	143.650
**D	IRCEC CASSETTE DIVERSIFIE	0	178.847	178.847
**D	AB SICAV I - EUROPEAN EQUITY	0	1.431.335	1.431.335
**D	DESTINATIONS EQUITY INCOME FUN	0	527.968	527.968
**D	AB SICAV I-SUSTAIN ALL MK PORT	0	25.730	25.730

LISTA ESITO DELLE VOTAZIONE

Oggetto: Relazione sulla politica di remunerazione e sui compensi corrisposti - Seconda Sezione: relazione sui compensi corrisposti nel 2022 (deliberazione non vincolante)
FAVOREVOLI

Badge	Ragione Sociale	Proprio	Delega	Totale
**D	MAAF ASSURANCES SA	0	927.636	927.636
**D	FCP FONDATION MEDERIC ALZHEIME	0	27.573	27.573
**D	PROTEC BTP	0	12.760	12.760
**D	SILVER INVESCO EURO EQUITY	0	315.708	315.708
**D	LE FINISTERE ASSURANCE	0	55.923	55.923
**D	ALLIANZ	0	105.147	105.147
**D	AB SICAV I - LOW VOLATILITY	0	461	461
**D	SEGALL BRYANT HAMIL INT FD	0	23.020	23.020
**D	SEB GENERATION PLUS THEODOR-HE	0	91.551	91.551
**D	LYXINDEX - LYXOR GLOBAL GENDER	0	407	407
**D	FASSON	0	588.939	588.939
**D	LYXOR-MSCI EMU ESG BROD CTE ID	0	892.093	892.093
**D	LYX IND FD-LYXOR CORE EURO STO	0	4.395.408	4.395.408
**D	LYX IND FD-LYXOR CORE STOXX	0	400.000	400.000
**D	EUROPAC INTERNAT DVD INCOME FD	0	776.106	776.106
**D	LYXINDEX FUND - LYXOR MSCI	0	580.345	580.345
**D	MULTI UNITS LUX-LYXOR CORE MSC	0	9.580	9.580
**D	NUVEEN GL NET ZERO TRANS ETF	0	447.663	447.663
**D	LYXOR CORE MSCI WORLD (DR) UCI	0	6.997	6.997
**D	DIVERSITE ACTIONS 50-65	0	159.240	159.240
**D	MUL - LYX FISE IT ALL CAP	0	630.000	630.000
**D	OFI INVEST ESG ACTIONS CROISSA	0	1.051.096	1.051.096
**D	BRIDGE BUILDER TAX MAN INT EQ	0	33.447	33.447
**D	MUL-LYXOR MSCI WORLD CLIMATE	0	411.108	411.108
**D	OFI INVEST ESG DYNAMIQUE EURO	0	2.714.703	2.714.703
**D	LYXOR MSCI EUROPE ESG LEADERS	0	444.698	444.698
**D	OFI INVEST ESG EQUILIBRE EURO	0	19.447	19.447
**D	AB SICAV I-GL ESG IMPROV PORT	0	180.166	180.166
**D	OFI INVEST ESG PRUDENT EURO	0	30.087	30.087
**D	OFI INVEST EUROPE	0	369.112	369.112
**D	OFI INVEST ISR ACTIONS EURO	0	415.051	415.051
**D	BLACKROCK GLB ALLOCATION FUND	0	69.964	69.964
**D	OFI INVEST PATRIMOINE	0	10.090	10.090
**D	PSSF-PROGETTO AZIONE SOSTENIBI	0	374.315	374.315
**D	FER ACTIONS MONDE	0	25.214	25.214
**D	MUL-LYX NET ZERO 2050 SF WORLD	0	27.889	27.889
**D	ASI - PROGETTO AZIONE SOSTENIB	0	8.426	8.426
**D	OFI INVEST DIVERSIFIE	0	92.206	92.206
**D	LIF-LYXOR MSCI WORLD CATHOL	0	11.284	11.284
**D	ASI - PROGETTO CEDOLA 06 2023	0	896.296	896.296
**D	OFI INVEST DYNAMIQUE MONDE M	0	343.498	343.498
**D	OFI INVEST ISR VALEURS EURO	0	10.015	10.015
**D	ASI - PROGETTO CEDOLA 07 2023	0	7.804	7.804
**D	AFER PATRIMOINE	0	11.510	11.510
**D	AMUNDI SOLUZ IT PROG CED 04 24	0	14.081	14.081
**D	ASI - PROGETTO CEDOLA 09	0	3.789.630	3.789.630
**D	AFER ACTIONS EURO ISR	0	19.636	19.636
**D	OFI INVEST PERFORMANCE	0	11.834	11.834
**D	OFI INVEST ISR PATRIMOINE MOND	0	5.588	5.588
**D	OFI INVEST REBOND	0		

Pagina 31

Azionisti: 3.327 Teste: 21
Azionisti in proprio: 11 Azionisti in delega: 3.316

LISTA ESITO DELLE VOTAZIONE

Oggetto: **Relazione sulla politica di remunerazione e sui compensi corrisposti - Seconda Sezione: relazione sui compensi corrisposti nel 2022 (deliberazione non vincolante)**
FAVOREVOLI

Badge	Regione Sociale	Proprio	Delega	Totale
**D	OFI INVEST ISR VALEURS EUROPE	0	118.885	118.885
**D	ASI - PROGETTO SVILUPPO ORIENT	0	84.577	84.577
**D	OFI INVEST EQUILIBRE MONDE	0	479.540	479.540
**D	ASI - PROGETTO SVILUPPO GLOBAL	0	178.401	178.401
**D	AMONDI BRIDGEWATER ALL WEATHER	0	1.634	1.634
**D	ASI - PROGETTO AZIONE CITTA	0	121.000	121.000
**D	AFS ICAV GLOBAL MULTI ASSET GR	0	13.398	13.398
**D	ASI - PROGETTO AZIONE	0	7.014	7.014
**D	AFS - MULTI-ASSET VARIO FUND	0	5.299	5.299
**D	LYXOR MSCI EUROPE UCITS ETF	0	653.711	653.711
**D	EMG EUROPE NUMERIC INVESTORS	0	128.500	128.500
**D	ETOILE ACTIONS RENDEMENT ISR	0	589.185	589.185
**D	ETOILE ENERGIE EUROPE	0	514.229	514.229
**D	ASI - PROGETTO CEDOLA 10 2023	0	10.876	10.876
**D	ASI - PROGETTO CEDOLA 12 2023	0	10.256	10.256
**D	ASI - PROGETTO CEDOLA 01 2024	0	24.551	24.551
**D	AMIF - EMU EQUITY	0	218.202	218.202
**D	AMIF - EUROPEAN EQUITY	0	271.371	271.371
**D	AIF-MULTI-ASSET TEODORICO	0	76.017	76.017
**D	AIF- TACTICAL PORTFOLIO INCOME	0	59.781	59.781
**D	AMONDI TOTAL RETURN	0	69.852	69.852
**D	ASI-PROG AZION CITTA FUTURE II	0	176.179	176.179
**D	ASI - BILANCIATO PERCORSO ATT	0	75.672	75.672
**D	ASI - BIL PERCORSO ATTIVO II	0	23.411	23.411
**D	ASI - PROG AZIONE INFRAS SOST	0	3.012.249	3.012.249
**D	ASI PROG AZ INFRASTRUTT SOS II	0	2.387.666	2.387.666
**D	ASI BIL PER ATTIVO III	0	31.856	31.856
**D	GLOBAL FUND-OFI INVEST ACT4	0	510.000	510.000
**D	AM SF-EUR EQU OPTIMAL VOLAT	0	133.082	133.082
**D	CS-INVECO PAN EUROPEAN HIGH	0	226.887	226.887
**D	AMONDI AUSTRIA	0	521.663	521.663
**D	BLKRR GL ALL PORT-BLKRR SRS FD	0	3.286	3.286
**D	BLKRR GL ALL VI FD-BLKRR VAR S	0	102.738	102.738
**D	AB FCP I-GL VALUE PORT	0	2.669.340	2.669.340
**D	CUS BK JP-RE NIK CS GL HGH YLD	0	163.500	163.500
**D	BLKRR GL ALL FD(AUST)LEVEL	0	6.624	6.624
**D	CUS BK JP-RE GL INF EQ MOT FD	0	117.880	117.880
**D	CUS BK JP-RE GL HIGH YIELD PUR	0	323.757	323.757
**D	AB FCP I - DYN DIVIFIED PORT	0	15.080	15.080
**D	NUVEEN GL INV FD-NUV GL CL INF	0	382.620	382.620
**D	EQUI-DEVELOPPEMENT DURABLE	0	120.000	120.000
**D	BANKINTER GESTION DE ACTIVOS..	0	5.773.403	5.773.403
**D	J SONDERMEIJER BEHEER B V	0	2.000	2.000
**D	MLC INVESTMENTS, MLC LIMITED	0	250.838	250.838
**D	MLC INVESTMENTS, MLC LIMITED	0	161.655	161.655
**D	EQUIPSUPER	0	219.954	219.954
**D	LGIASUPER	0	372.543	372.543
**D	MLC INVESTMENTS, MLC LIMITED	0	215.454	215.454
**D	PRIME SUPER	0	36.116	36.116
**D	SPAR NORD BANK	0	5.478.000	5.478.000

Handwritten signature

990

[Handwritten mark]

ENEL S.p.A.

Assemblea Ordinaria del 10 maggio 2023

10 maggio 2023 16.43.41

LISTA ESITO DELLE VOTAZIONE

Oggetto: Relazione sulla politica di remunerazione e sui compensi corrisposti - Seconda Sezione: relazione sui compensi corrisposti nel 2022 (deliberazione non vincolante) FAVOREVOLI

Badge	Regione Sociale	Proprio	Delega	Totale
**D	SUNCORP FUNDS PTY LTD	0	23.186	23.186
**D	US ASSET MANAGEMENT (AUSTRALIA) LTD	0	369.626	369.626
**D	FONDATION BOTNAR	0	458.083	458.083
**D	UBS FUND MANAGEMENT (SWITZERLAND) AG.	0	279.961	279.961
**D	CREDIT SUISSE FUNDS AG	0	77.693	77.693
**D	CREDIT SUISSE FUNDS AG	0	99.714	99.714
**D	NORGES BANK	0	1.883.378	1.883.378
**D	GOVERNMENT OF NORWAY	0	168.123.756	168.123.756
**D	ASSET MANAGEMENT EXCHANGE UCITS CCF	0	1.567.757	1.567.757
**D	ASSET MANAGEMENT EXCHANGE UCITS CCF	0	511.632	511.632
**D	LEGAL AND GENERAL CCF	0	341.715	341.715
**D	SCHLUMBERGER COMMON INVESTMENT FUND LIMITED	0	60.882	60.882
**D	GIC PRIVATE LIMITED	0	232.305	232.305
**D	BANK OF BOTSWANA.	0	60.659	60.659
**D	GENERAL ORGANISATION FOR SOCIAL INSURANCE	0	5.823.401	5.823.401
**D	INTER-AMERICAN DEVELOPMENT BANK STAFF RETIREMENT FUND	0	179.780	179.780
**D	INTERNATIONAL MONETARY FUND RETIRED STAFF BENEFITS INVESTMENT ACCOUNT	0	13.765	13.765
**D	INTER-AMERICAN DEVELOPMENT BANK POST-RETIREMENT BENEFITS FUN	0	83.295	83.295
**D	CHURCH OF ENGLAND INVESTMENT FUND FOR PENSIONS	0	541.901	541.901
**D	WHEELS COMMON INVESTMENT FUND.	0	21.539	21.539
**D	STICHTING BEDRIJFSTAKPENSIOENFONDS VOOR DE DETAILHANDEL	0	2.899.971	2.899.971
**D	LEGAL & GENERAL DIVERSIFIED FUND	0	8.147	8.147
**D	PREMIER MITON EUROPEAN EQUITY INCOME FUND	0	17.781	17.781
**D	LEGAL AND GENERAL EUROPEAN INDEX TRUST	0	3.784.452	3.784.452
**D	LEGAL AND GENERAL GLOBAL EQUITY INDEX FUND	0	41.876	41.876
**D	LEGAL & GENERAL FUTURE WORLD CLIMATE CHANGE EQUITY FACTORS I	0	187.969	187.969
**D	LEGAL & GENERAL FUTURE WORLD ESG DEVELOPED INDEX FUND	0	146.589	146.589
**D	LEGAL & GENERAL FUTURE WORLD ESG EUROPE EX UK INDEX FUND	0	66.210	66.210
**D	JUPITER RESPONSIBLE INCOME FUND..	0	273.608	273.608
**D	LEGAL & GENERAL MULTI-ASSET TARGET RETURN FUND	0	186.949	186.949
**D	LEGAL AND GENERAL INTERNATIONAL INDEX TRUST	0	580.724	580.724
**D	PREMIER MITON GLOBAL INFRASTRUCTURE INCOME FUND	0	425.000	425.000
**D	OSMOSIS UCITS CCF	0	34.226	34.226
**D	PERMANENT FUND INVESTMENTS LLC	0	86.311	86.311
**D	KBI GLOBAL INVESTMENT FUND	0	117.673	117.673
**D	BARCLAYS MULTI-MANAGER FUND PLC	0	90.097	90.097
**D	LEGAL & GENERAL ICAV.	0	264.197	264.197
**D	STATE STREET GLOBAL ADVISORS GROSS ROLL UP UNIT TRUST	0	64.595	64.595
**D	PRESCIENT ICAV	0	97.569	97.569
**D	MONTAKE UCITS PLATFORM ICAV..	0	187.466	187.466
**D	ATLAS GLOBAL INFRASTRUCTURE UCITS ICAV	0	23.569.306	23.569.306
**D	KBI FUNDS ICAV	0	21.954.249	21.954.249
**D	NORTHERN TRUST UCITS FGR FUND	0	1.027.965	1.027.965
**D	VERDIPAPIRFONDET KLP AKSJEGLOBAL INDEX 1	0	2.231.943	2.231.943
**D	VERDIPAPIRFONDET KLP AKSJEGEUROPA INDEXES 1	0	508.628	508.628
**D	LEGAL & GENERAL SICAV.	0	29.992	29.992
**D	THE PENSTON BOARDS-UNITED CHURCH OF CHRIST INC.	0	33.516	33.516
**D	NORTHERN TRUST COMMON ALL COUNTRY WORLD INDEX (ACWI) EX-US F	0	420.716	420.716
**D	NORTHERN TRUST COMMON EAFE INDEX FUND - LENDING	0	411.227	411.227
**D	THE COCA-COLA COMPANY MASTER RETIREMENT TRUST.	0	87.611	87.611

[Handwritten initials]

[Handwritten signature]

LISTA ESITO DELLE VOTAZIONE

Oggetto: Relazione sulla politica di remunerazione e sui compensi corrisposti - Seconda Sezione: relazione sui compensi corrisposti nel 2022 (deliberazione non vincolante)
FAVOREVOLI

Badge	Regione Sociale	Proprio	Delega	Totale
**D	CITY OF PHILADELPHIA PUBLIC EMPLOYEES RETIREMENT SYSTEM.	0	1.040.823	1.040.823
**D	FRESNO COUNTY EMPLOYEES' RETIREMENT ASSOCIATION.	0	611.590	611.590
**D	UFCW UNION AND PARTICIPATING FOOD INDUSTRY EMPLOYERS TRI-STA	0	10.874	10.874
**D	1199 HOME CARE EMPLOYEES PENSION FUND	0	99.574	99.574
**D	1199SEIU HEALTH CARE EMPLOYEES PENSION FUND	0	2.779.934	2.779.934
**D	1199 SEIU GREATER NEW YORK PENSION FUND	0	371.871	371.871
**D	GLOBAL DEVELOPED MARKET PASSIVE EQUITY FUND	0	82.396	82.396
**D	NEW IRELAND ASSURANCE COMPANY PLC.	0	4.164.531	4.164.531
**D	BT WHOLESALE MULTI-MANAGER INTERNATIONAL SHARE FUND	0	73.697	73.697
**D	BT INTERNATIONAL SHARES INDEX FUND	0	673.817	673.817
**D	WSP INTERNATIONAL EQUITIES TRUST	0	302.630	302.630
**D	STICHTING PENSIOENFONDS SAGITTARIUS	0	200.080	200.080
**D	STICHTING HEINEKEN PENSIOENFONDS	0	90.906	90.906
**D	STICHTING PNE PENSIOENFONDS	0	1.933.813	1.933.813
**D	PUBLIC EMPLOYEES RETIREMENT ASSOCIATION OF COLORADO	0	9.328.650	9.328.650
**D	FUTURE FUND BOARD OF GUARDIANS FOR AND ON BEHALF OF FUTURE F	0	1.954.999	1.954.999
**D	FUTURE FUND BOARD OF GUARDIANS FOR AND ON BEHALF OF FUTURE F	0	8.855.689	8.855.689
**D	MREF INVESTMENT COMPANY NO. 2 PTY LTD	0	524.166	524.166
**D	FUTURE FUND BOARD OF GUARDIANS FOR AND ON BEHALF OF THE MEDI.	0	1.274.779	1.274.779
**D	FUTURE FUND BOARD OF GUARDIANS FOR AND ON BEHALF OF THE MEDI.	0	89.408	89.408
**D	NORTHERN TRUST UCITS COMMON CONTRACTUAL FUND	0	3.971.238	3.971.238
**D	COLONIAL FIRST STATE INVESTMENT FUND 50	0	116.131	116.131
**D	COMMONWEALTH GLOBAL SHARES FUND	0	185.256	185.256
**D	COMMONWEALTH GLOBAL SHARES FUND	0	1.893.510	1.893.510
**D	COLONIAL FIRST STATE WHOLESALE INDEXED GLOBAL SHARE FUND.	0	358.387	358.387
**D	UNITED NATIONS RELIEF AND WORKS AGENCY FOR PALESTINE REFUGEE	0	35.398	35.398
**D	THOMAS L. WALTON FAMILY TRUST UAD 03/1 9/13	0	74.460	74.460
**D	S. ROBSON WALTON 2010 TRUST	0	98.072	98.072
**D	MATT J. WOLLMAN REV TRUST.	0	818	818
**D	S. ROBSON WALTON 2009 GRAT NO. 4 ARTICLE II TRUST	0	43.556	43.556
**D	ZONA FOUNDATION	0	96.154	96.154
**D	IBM PERSONAL PENSION PLAN TRUST	0	1.193	1.193
**D	IBM PERSONAL PENSION PLAN TRUST	0	20.193	20.193
**D	JTW TRUST NO. 3 UAD 9/19/02.	0	3.184	3.184
**D	NORTHERN TRUST COMMON ERAE INDEX FUND NON-LENDING	0	44.560	44.560
**D	JOSHUA GREEN CORPORATION	0	1.179.460	1.179.460
**D	MOZILLA CORPORATION	0	12.576	12.576
**D	THE AVI CHAI FOUNDATION.	0	16.365	16.365
**D	ALW 2010 FAMILY TRUST	0	16.480	16.480
**D	CHICAGO TRANSIT AUTHORITY RETIREE HEALTHCARE TRUST	0	507.717	507.717
**D	DB RESIDUARY TRUST FOR MELANIE B. WERL U/I DATED SEPTEMBER 3.	0	104.406	104.406
**D	ACORN 1998 TRUST.	0	1.875	1.875
**D	DB RESIDUARY TRUST FOR JOEL G. BROIDA	0	3.559	3.559
**D	DB RESIDUARY TRUST FOR MARNA J. BROIDA	0	1.876	1.876
**D	EMPLOYEES' RETIREMENT PLAN OF THE DIOCESE OF ARLINGTON	0	1.874	1.874
**D	DB RESIDUARY TRUST FOR RICHARD A. BROIDA	0	33.613	33.613
**D	STEPHEN N POTTER TRUST	0	1.879	1.879
**D	NORTHERN TRUST COMMON ALL COUNTRY WORLD EX-US INVESTABLE MAR	0	948	948
**D	IMPACTASSETS INC	0	387.170	387.170
**D	NATIONAL PHILANTHROPIC TRUST	0	71.291	71.291
**D		0	767.054	767.054

Handwritten signature: J. P. Ricciardi

LISTA ESITO DELLE VOTAZIONE

Oggetto: Relazione sulla politica di remunerazione e sui compensi corrisposti - Seconda Sezione: relazione sui compensi corrisposti nel 2022 (deliberazione non vincolante)
FAVOREVOLI

Badge	Regione Sociale	Proprio	Delega	Totale
**D	PRESBYTERIAN CHURCH IN AMERICA 403(B) (9) RETIREMENT PLAN	0	45.905	45.905
**D	UNITED SERVICES AUTOMOBILE ASSOCIATION	0	34.966	34.966
**D	HONG KONG SPECIAL ADMINISTRATIVE REGION GOVERNMENT EXCHANGE	0	7.207.046	7.207.046
**D	HOSPITAL AUTHORITY PROVIDENT FUND SCHEME	0	67.067	67.067
**D	HONG KONG SPECIAL ADMINISTRATIVE REGION GOVERNMENT EXCHANGE	0	958.322	958.322
**D	BEAT DRUGS FUND ASSOCIATION	0	10.589	10.589
**D	THE FUNDO DE PENSÕES	0	77.212	77.212
**D	FJ INVESTMENTS LLC	0	347.844	347.844
**D	EVA VALLEY MAI LLC..	0	53.499	53.499
**D	FIDDLER PARTNERS LLC	0	4.977	4.977
**D	FOURTH AVENUE INVESTMENT COMPANY	0	44.768	44.768
**D	CARNELIAN INVESTMENT MANAGEMENT LLC.	0	159.857	159.857
**D	CYMI EQUITY L.P.	0	20.029	20.029
**D	CARROLL AVENUE PARTNERS LLC	0	3.325	3.325
**D	DILLON MARKETABLE SECURITIES COMMON TRUST FUND.	0	36.646	36.646
**D	DFI LP EQUITY (PASSIVE	0	5.224	5.224
**D	DYNASTY INVEST LTD	0	20.711	20.711
**D	DELFINCO LP	0	47.720	47.720
**D	SENTINEL INTERNATIONAL FUND	0	12.074	12.074
**D	STATES OF GVERNSEY ACTING BY AND THROUGH THE POLICY AND RESO	0	1.196	1.196
**D	SENTINEL INTERNATIONAL TRUST	0	79.545	79.545
**D	SLW PORTFOLIO LLC	0	16.597	16.597
**D	SOLARI-LANE TRUST	0	17.702	17.702
**D	PRO-GEN INVESTMENTS LLC	0	10.816	10.816
**D	PROVIDENCE ST. JOSEPH HEALTH LONG TERM PORTFOLIO	0	23.379	23.379
**D	OMEGA FFP LIMITED PARTNERSHIP..	0	33.136	33.136
**D	ARTSFARE 2005 TRUST NO. 2	0	21.415	21.415
**D	RDM LIQUID LLC..	0	146.024	146.024
**D	ROTHKO ALL COUNTRIES WORLD EX-US EQUITY FUND L.P.	0	10.687	10.687
**D	BERNSTEIN TAX-MANAGED GLOBAL STYLE BLEND SERIES	0	131.749	131.749
**D	CINDY SPRINGS LLC.	0	189.920	189.920
**D	THE HARRY L. BRADLEY JR. TRUSTS MASTER INVESTMENT PARTNERSHI	0	26.693	26.693
**D	INTERNATIONAL EQUITY FUND LLC	0	103.798	103.798
**D	THE JEBUT MASTER INVESTMENT PARTNERSHIP LLP C/O JACOBUS WEALTH MANAGEMENT	0	62.358	62.358
**D	LTW INVESTMENTS LLC	0	928.576	928.576
**D	LEHMAN-STAMM FAMILY PARTNERS LLC	0	2.670	2.670
**D	LEGAL & GENERAL MSCI EAFE FUND LLC	0	556.020	556.020
**D	LAKE AVENUE INVESTMENTS LLC	0	74.320	74.320
**D	MACKENZIE GLOBAL ENVIRONMENTAL EQUITY MASTER FUND (CAYMAN) L	0	181.750	181.750
**D	METIS EQUITY TRUST.	0	237.331	237.331
**D	MF INTERNATIONAL FUND LLC	0	15.300	15.300
**D	LUNA LLC	0	6.106	6.106
**D	THE GRAUSTEIN TRUSTS PARTNERSHIP	0	3.365	3.365
**D	HASLAM FAMILY INVESTMENT PARTNERSHI	0	1.321	1.321
**D	INTERNATIONAL EXPATRIATE BENEFIT MASTER TRUST	0	30.577	30.577
**D	GLOBAL BOND FUND	0	168.321	168.321
**D	ZOMA CAPITAL PORTFOLIO LLC	0	217.369	217.369
**D	AVALON PORTFOLIO II LLC	0	1.786	1.786
**D	FCM INTERNATIONAL LLC	0	33.526	33.526
**D	CBRE CLARION REAL ASSET LONG/SHORT FUNDLP	0	5.510	5.510

John C. ...

003

LISTA ESITO DELLE VOTAZIONE

Oggetto: Relazione sulla politica di remunerazione e sui compensi corrisposti - Seconda Sezione: relazione sui compensi corrisposti nel 2022 (deliberazione non vincolante) FAVOREVOLI

Badge	Ragione Sociale	Proprio	Delega	Totale
**D	801 INVESTMENTS LLC	0	25.102	25.102
**D	THYSSEN GLOBAL INVESTMENTS CORP.	0	6.784	6.784
**D	STRATEGIC GLOBAL BALANCED TRUST	0	5.303	5.303
**D	MFC INTERNATIONAL FUND LLC	0	12.596	12.596
**D	VIRGINIA C. MARS REVOCABLE TRUST DATED AUGUST 6 1991	0	2.045	2.045
**D	WAM INVESTMENTS LLC	0	8.670	8.670
**D	SILVER GROWTH FUND LP	0	11.626	11.626
**D	ATIVO INTERNATIONAL EQUITY FUND LP	0	92.430	92.430
**D	ASCENSION ALPHA FUND LLC.	0	102.828	102.828
**D	LONGVIEW INTERNATIONAL VALUE EQUITY COLLECTIVE FUND LONGVIEW INTERNATIONAL VALUE EQUITY COLLECTIVE FUND	0	202.217	202.217
**D	GOVERNMENT OF GUAM RETIREMENT FUND	0	383.087	383.087
**D	LEGAL & GENERAL MSCI EAFE SL FUND LLC	0	621.785	621.785
**D	K INVESTMENTS SH LIMITED.	0	721.952	721.952
**D	SANFORD C. BERNSTEIN & CO DBT INTERNATIONAL VALUE SERIES	0	237.513	237.513
**D	BERNSTEIN GLOBAL STYLE BLEND SERIES.	0	43.973	43.973
**D	UNITED NATIONS JOINT STAFF PENSION FUND.	0	5.650.000	5.650.000
**D	INTERNATIONAL MONETARY FUND STAFF RETIREMENT PLAN	0	169.347	169.347
**D	INTERNATIONAL MONETARY FUND STAFF RETIREMENT PLAN	0	52.148	52.148
**D	NGEE ANN POLYTECHNIC	0	6.476	6.476
**D	NATIONAL COUNCIL FOR SOCIAL SECURITY FUND PRC	0	11.059	11.059
**D	NATIONAL COUNCIL FOR SOCIAL SECURITY FUND PRC	0	494.510	494.510
**D	NATIONAL COUNCIL FOR SOCIAL SECURITY FUND PRC	0	560.605	560.605
**D	NATIONAL COUNCIL FOR SOCIAL SECURITY FUND PRC	0	991.573	991.573
**D	CHEVRON UK PENSION PLAN	0	32.975	32.975
**D	BAE SYSTEMS PENSION SCHEME	0	2.391.024	2.391.024
**D	MINEWORKERS' PENSION SCHEME	0	812.965	812.965
**D	FIDELITY SALEM STREET TRUST: FIDELITY FLEX INTERNATIONAL INDEX FUND	0	511.781	511.781
**D	FIDELITY INVESTMENT TRUST: FIDELITY INTERNATIONAL VALUE FUND	0	209.100	209.100
**D	FIDELITY SALEM STREET TRUST: FIDELITY SERIES GLOBAL EX U.S. INDEX FUND	0	11.759.503	11.759.503
**D	FIDELITY SALEM STREET TRUST: FIDELITY INTERNATIONAL SUSTAINABILITY IND EX FUND	0	247.124	247.124
**D	WITTINGTON ASSET MANAGEMENT LIMITED	0	55.403	55.403
**D	NEW ZEALAND SUPERANNUATION FUND.	0	220.964	220.964
**D	STATE UNIVERSITIES RETIREMENT SYSTEM OF ILLINOIS	0	3.217.146	3.217.146
**D	COMMONWEALTH SUPERANNUATION CORPORATION AS TRUSTEE FOR ARIA	0	232.551	232.551
**D	MERCER PASSIVE INTERNATIONAL SHARES FUND	0	401.145	401.145
**D	MERCER PASSIVE SUSTAINABLE INTERNATIONAL SHARES FUND	0	55.016	55.016
**D	QIC LISTED EQUITIES FUND	0	1.081.848	1.081.848
**D	NT WORLD GREEN TRANSITION INDEX FUND	0	8.518	8.518
**D	COMMONWEALTH GLOBAL INFRASTRUCTURE SECURITIES FUND 1.	0	2.376.916	2.376.916
**D	QIC INTERNATIONAL EQUITIES FUND.	0	249.393	249.393
**D	QIC INTERNATIONAL EQUITIES FUND.	0	66.644	66.644
**D	SUPERANNUATION FUNDS MANAGEMENT CORPORATION OF SOUTH AUSTRAL	0	52.544	52.544
**D	ATLAS INFRASTRUCTURE AUSTRALIAN FEEDER FUND	0	1.627.257	1.627.257
**D	MORRISON & CO HIGH CONVICTION INFRASTRUCTURE FUND	0	6.162	6.162
**D	MERCER GLOBAL LISTED INFRASTRUCTURE FUND	0	206.867	206.867
**D	GOVERNMENT EMPLOYEES SUPERANNUATION BOARD.	0	330.537	330.537
**D	HRW TESTAMENTARY TRUST NO. 6	0	10.029	10.029
**D	LAZARD/WIMMINGTON INTL EQUITY PORT	0	748.682	748.682
**D	HRW TRUST NO. 3 UAD 01/17/03	0	39.490	39.490
**D	HRW TESTAMENTARY TRUST NO. 12.	0	57.343	57.343

Handwritten signature

APC

LISTA ESITO DELLE VOTAZIONE

Oggetto: **Relazione sulla politica di remunerazione e sui compensi corrisposti - Seconda Sezione: relazione sui compensi corrisposti nel 2022 (deliberazione non vincolante)**
FAVOREVOLI

Badge	Ragione Sociale	Proprio	Delega	Totale
**D	HRW TESTAMENTARY TRUST NO. 5	0	32.649	32.649
**D	HRW TRUST NO. 4 UAD 01/17/03	0	33.778	33.778
**D	HRW TESTAMENTARY TRUST NO. 7.	0	54.593	54.593
**D	HRW TESTAMENTARY TRUST NO. 2	0	32.139	32.139
**D	HRW TESTAMENTARY TRUST NO. 8..	0	26.066	26.066
**D	HRW TESTAMENTARY TRUST NO. 9..	0	46.017	46.017
**D	STEUART I. WALTON FAMILY TRUST UAD 03/19/13	0	79.233	79.233
**D	XPO LOGISTICS RETIREMENT MASTER TRUST	0	56.987	56.987
**D	THE MEDICAL AND DENTAL DEFENCE UNION OF SCOTLAND	0	102.399	102.399
**D	MICHIGAN CATHOLIC CONFERENCE MASTER PENSION TRUST	0	32.165	32.165
**D	STATE OF IDAHO ENDORMENT FUND INVESTMENT BOARD.	0	126.611	126.611
**D	JTW TRUST NO. 4 UAD 9/19/02..	0	43.665	43.665
**D	JTW TRUST NO. 1 UAD 9/19/02..	0	25.713	25.713
**D	JTW TRUST NO. 5 UAD 9/19/02..	0	20.482	20.482
**D	JTW TRUST NO. 2 UAD 9/19/02..	0	37.736	37.736
**D	ARVEST FOUNDATION	0	5.769	5.769
**D	ALUMBRA INNOVATIONS FOUNDATION	0	49.547	49.547
**D	FORD MOTOR COMPANY DEFINED BENEFIT MASTER TRUST..	0	33.420	33.420
**D	FORD MOTOR COMPANY DEFINED BENEFIT MASTER TRUST..	0	47.736	47.736
**D	ESSENTIA HEALTH	0	24.229	24.229
**D	TRUST UNDER EXECUTIVE BENEFIT PLAN(S) FOR CERTAIN BELLSOUTH.	0	13.011	13.011
**D	BELLSOUTH CORPORATE TRUST UNDER EXECUTIVE BENEFIT PLAN(S).	0	52.239	52.239
**D	CLINTON NUCLEAR POWER PLANT QUALIFIED FUND.	0	16.691	16.691
**D	NORTHERN FUNDS INTERNATIONAL GROWTH EQUITY FUND.	0	76.067	76.067
**D	CYSTIC FIBROSIS FOUNDATION.	0	159.687	159.687
**D	COMBUSTION ENGINEERING 524(G) ASBESTOS PI TRUST	0	13.108	13.108
**D	EMERSON ELECTRIC CO RETIREMENT MASTER TRUST	0	219.004	219.004
**D	CONSTELLATION PEACH BOTTOM UNIT 1 QUALIFIED FUND	0	58.734	58.734
**D	NORTHERN TELECOMMUNICATIONS INC. TRUST UNDER EXECUTIVE BENE.	0	690	690
**D	MICHIGAN CATHOLIC CONFERENCE	0	18.795	18.795
**D	NORTHERN MULTI MANAGER GLOBAL LISTED INFRASTRUCTURE FUND	0	2.150.971	2.150.971
**D	S. ROBSON WALTON 1999 CHILDRENS TRUST	0	37.969	37.969
**D	ACTIVE M INTERNATIONAL EQUITY FUND	0	500.471	500.471
**D	NORTHERN FUNDS - INTERNATIONAL EQUITY INDEX FUND	0	2.306.766	2.306.766
**D	THE NEMOURS FOUNDATION PENSION PLAN	0	20.861	20.861
**D	NEMOURS FOUNDATION	0	9.861	9.861
**D	NORTHERN GLOBAL SUSTAINABILITY INDEX FUND	0	464.316	464.316
**D	NAYWEST TRUSTEE AND DEPOSITARY SERVICES LIMITED AS TRUSTEE O	0	40.020	40.020
**D	THE BOARD OF THE PENSION PROTECTION FUND RENAISSANCE	0	1.685.091	1.685.091
**D	PRESBYTERIAN CHURCH (USA) FOUNDATION	0	238.645	238.645
**D	PROVIDENCE HEALTH & SERVICES CASH BALANCE RETIREMENT PLAN TR.	0	4.615	4.615
**D	NATIONAL RAILROAD RETIREMENT INVESTMENT TRUST	0	132.773	132.773
**D	NTCC COLLECTIVE FUNDS FOR EMPLOYEE BENEFIT TRUSTS	0	1.549.115	1.549.115
**D	PROVIDENCE HEALTH & SERVICES AND SWEDISH HEALTH SERVICES MAS	0	7.922	7.922
**D	NORTHERN TRUST GLOBAL INVESTMENTS COLLECTIVE FUNDS TRUST	0	17.387.978	17.387.978
**D	THE TRUSTEES OF THE HENRY SMITH CHARITY	0	163.545	163.545
**D	HRW TESTAMENTARY TRUST NO. 1	0	70.769	70.769
**D	HRW TESTAMENTARY TRUST NO. 3	0	19.837	19.837
**D	ZURICH FINANCIAL SERVICES UK PENSION SCHEME	0	886.912	886.912
**D	HRW TRUST NO. 2 UAD 01/17/03	0	69.675	69.675

Veronica Nally

205

LISTA ESITO DELLE VOTAZIONE

Oggetto: Relazione sulla politica di remunerazione e sui compensi corrisposti - Seconda Sezione: relazione sui compensi corrisposti nel 2022 (deliberazione non vincolante) FAVOREVOLI

Badge	Regione Sociale	Proprio	Delega	Totale
**D	HRW TRUST NO. 1 UAD 01/17/03	0	71.701	71.701
**D	HRW TESTAMENTARY TRUST NO. 10..	0	24.736	24.736
**D	HRW TESTAMENTARY TRUST NO. 11.	0	40.943	40.943
**D	W. K. KELLOGG FOUNDATION TRUST	0	78.570	78.570
**D	HRW TESTAMENTARY TRUST NO. 4..	0	32.492	32.492
**D	SHELBY COUNTY OPEB TRUST	0	29.006	29.006
**D	OHIO POLICE AND FIRE PENSION FUND	0	2.561.819	2.561.819
**D	STATE OF UTAH SCHOOL AND INSTITUTIONAL TRUST FUNDS TRUST FUNDS	0	61.643	61.643
**D	SHELBY COUNTY TENNESSEE RETIREMENT SYSTEM	0	134.895	134.895
**D	WATER AND POWER EMPLOYEES' RETIREMENT PLAN	0	527.248	527.248
**D	ALFRED I. DUPONT CHARITABLE TRUST	0	150.458	150.458
**D	DUKE ENERGY CORPORATION MASTER RETIREMENT TRUST	0	117.661	117.661
**D	CSAA INSURANCE EXCHANGE	0	45.852	45.852
**D	EMPLOYEES RETIREMENT FUND OF THE CITY OF DALLAS	0	37.871	37.871
**D	MUNICIPAL EMPLOYEES ANNUITY AND BENEFIT FUND OF CHICAGO	0	12.026	12.026
**D	BRITISH COAL STAFF SUPERANNUATION SCHEME	0	279.912	279.912
**D	ILLINOIS MUNICIPAL RETIREMENT FUND	0	189.609	189.609
**D	LOS ANGELES CITY EMPLOYEES' RETIREMENT SYSTEM	0	2.453.053	2.453.053
**D	CITY OF LOS ANGELES FIRE AND POLICE PENSION PLAN	0	679.691	679.691
**D	BAPTIST FOUNDATION OF TEXAS.	0	101.446	101.446
**D	GENERAL PENSION AND SOCIAL SECURITY AUTHORITY	0	182.905	182.905
**D	GENERAL PENSION AND SOCIAL SECURITY AUTHORITY	0	183.538	183.538
**D	GUIDESTONE FUNDS INTERNATIONAL EQUITY INDEX FUND.	0	380.480	380.480
**D	SPARTAN GROUP TRUST FOR EMPLOYEE BENEFIT PLANS.	0	6.449.873	6.449.873
**D	STICHTING INSTITUUT GAK	0	24.247	24.247
**D	WYOMING RETIREMENT SYSTEM	0	46.882	46.882
**D	GARRISON PROPERTY AND CASUALTY INSURANCE COMPANY	0	21.189	21.189
**D	MASTER TRUST AGREEMENT UNDER VARIOUS EMPLOYEE BENEFIT PLANS	0	25.369	25.369
**D	UTAH STATE RETIREMENT SYSTEMS	0	962.642	962.642
**D	USNA GENERAL INDEMNITY COMPANY	0	37.414	37.414
**D	USAA CASUALTY INSURANCE COMPANY	0	54.945	54.945
**D	FORD MOTOR COMPANY OF CANADA LIMITED PENSION TRUST	0	215.210	215.210
**D	CMA IMPACT INC.	0	15.213	15.213
**D	PUBLIC SECTOR PENSION INVESTMENT BOARD.	0	632.798	632.798
**D	IWA - FOREST INDUSTRY PENSION PLAN 2100	0	4.451.158	4.451.158
**D	JO HAMBRO CAPITAL MANAGEMENT UMBRELLA FUND PLC	0	486.190	486.190
**D	BLACKROCK AUTHORISED CONTRACTUAL SCHEME 1	0	1.071.573	1.071.573
**D	ACS 30:70 GLOBAL EQUITY TRACKER FUND	0	16.661.601	16.661.601
**D	BRITISH COLUMBIA INVESTMENT MANAGEMENT CORPORATION.	0	196.878	196.878
**D	LONDON LGPS CIV AUTHORISED CONTRACTUAL SCHEME.	0	211.305	211.305
**D	STATE TEACHERS RETIREMENT SYSTEM OF OHIO	0	103.594	103.594
**D	FIDELCOMISO FONDO DE AHORRO DE PANAMA	0	4.190.436	4.190.436
**D	LGPS CENTRAL AUTHORISED CONTRACTUAL SCHEME..	0	32.963	32.963
**D	AUSTRALIAN RETIREMENT TRUST	0	3.347.209	3.347.209
**D	LF WALES PENSION PARTNERSHIP (WALES RP) ASSET POOLING ACS UMBRELLA	0	9.306.180	9.306.180
**D	THE LF ACCESS POOL AUTHORISED CONTRACTUAL SCHEME	0	3.551.838	3.551.838
**D	THE LF ACCESS POOL AUTHORISED CONTRACTUAL SCHEME	0	2.048.731	2.048.731
**D	BLACKROCK UCITS CCF. BLACKROCK ASSET MANAGEMENT IRELAND LIMITED	0	144.150	144.150
**D	WEST YORKSHIRE PENSION FUND	0	916.169	916.169
**D		0	1.750.000	1.750.000

886

Steno

LISTA ESITO DELLE VOTAZIONE

Objetto: Relazione sulla politica di remunerazione e sui compensi corrisposti - Seconda Sezione: relazione sui compensi corrisposti nel 2022 (deliberazione non vincolante)
FAVOREVOLI

Badge	Ragione Sociale	Proprio	Delega	Totale
**D	CLEARWATER INTERNATIONAL FUND	0	51.325	51.325
**D	MERSEYSIDE PENSION FUND	0	230.126	230.126
**D	KOMMUNAL LANDSPENSJONSKASSE GJENSIDIG FORSIKRINGSSELSKAP	0	1.212.273	1.212.273
**D	AMF TJANSTPENSIION AB	0	1.309.230	1.309.230
**D	ELO MUTUAL PENSION INSURANCE COMPANY	0	1.170.515	1.170.515
**D	STICHTING KONINGIN WILHELMINA FONDS VOOR DE NEDERLANDSE KANK	0	29.475	29.475
**D	STICHTING PENSIIONFONDS OPENBARE BIBLIOTHEKEN	0	112.190	112.190
**D	UNIVEST.	0	266.839	266.839
**D	STICHTING PENSIIONFONDS PGB	0	2.254.325	2.254.325
**D	STICHTING BEDRIJFSTAKPENSIOENFONDS VOOR HET SCHOONVAAK EN GL.	0	220.217	220.217
**D	STICHTING BEDRIJFSTAKPENSIOENFONDS VOOR HET BEROEPSVERVOER OVER DE WEG	0	42.090	42.090
**D	FJARDE AP-FONDEN.	0	1.233.338	1.233.338
**D	STICHTING BEDRIJFSTAKPENSIOENFONDS ZORGVZERKERAARS.	0	561.279	561.279
**D	TREDJE AP-FONDEN	0	3.180.227	3.180.227
**D	POINT72 LONDON INVESTMENTS LTD.	0	3.383.050	3.383.050
**D	MAN NUMERIC ALTERNATIVE RISK PREMIA EQUITIES C/O NUMERIC INVESTORS LLC	0	1.662.076	1.662.076
**D	G.S. SOCIETA A RESPONSABILITA LIMITATA	0	2.560	2.560
**D	T.S. SOCIETA A RESPONSABILITA LIMITATA	0	3.191	3.191
**D	KAPITALFORENINGEN INVESTIN PRO - GLOBAL LARGE CAP MARKET NEU C/O AQR CAPITAL MANAGEMENT LLC	0	174.707	174.707
**D	AQR EQUITY MARKET NEUTRAL GLOBAL VALUE FUND L.P.	0	381.825	381.825
**D	MAN NUMERIC INTERNATIONAL ALPHA (US) LP	0	762.900	762.900
**D	LUMINA-MARSHALL WACE UCITS SICAV-LUMINA-MW TOPS UCITS FUND	0	743.609	743.609
**D	CPPIB MAP CAYMAN SPC - SEG FOR TFOLOIO H - MAN SOLUTIONS LTD	0	340.400	340.400
**D	MEDIOLANUM PENSIONES II FONDO DE PENSIO	0	90.000	90.000
**D	MEDIOLANUM EUROPA R.V. F.I.	0	19.360	19.360
**D	CM GRAT LLC	0	5.399	5.399
**D	ROSENEDE LLC	0	17.506	17.506
**D	SPHINX PARTNERS IP	0	3.855	3.855
**D	ABBASI FAMILY TRUST - 2000	0	11.387	11.387
**D	CHRISTENSEN-PIERRET COMMUNITY PROPERTY TRUST UAD 05/10/19 C DIANE CHRISTENSEN TTEE	0	1.600	1.600
**D	SPRING 625	0	125.012	125.012
**D	THE CHERYL D DUFFIELD TRUST UAD 09/12/96 CHERYL D DUFFIELD TTEE	0	3.564	3.564
**D	DUNCAN MACNAUGHTON REVOCABLE LIVING TRUST UAD 08/10/84 DUNCAN MACNAUGHTON TTEE	0	13.322	13.322
**D	FRANCIS FAMILY FUND APS C/O GRANT THORNTON PER LUNDAHL	0	12.803	12.803
**D	NPF TECHNOLOGIES APS C/O GRANT THORNTON PER LUNDAHL	0	17.053	17.053
**D	DAWN L ARNALL TRUST UAD 07/15/08 UAD 07/15/08 DAWN LYNN ARNALL TTEE 11444	0	20.526	20.526
**D	ARTHUR P. BYRNE INVESTMENT MANAGEMENT TRUST UAD 08/11/00 ARTHUR P. BYRNE TTEE	0	3.360	3.360
**D	THE OWEN FAMILY INVESTMENT TRUST UAD 11/16/17 PLEDGED COLLATERAL ACCOUNT FBO FIRST REPUBLIC BANK	0	3.579	3.579
**D	MUGUET VENTURES LLC	0	3.804	3.804
**D	BEL45 CAPITAL PARTNERS LLC.	0	19.301	19.301
**D	AMERICAN ENDOWMENT FOUNDATION	0	6.564	6.564
**D	2019 NON-GST DESCENDANTS' TR INT'L UAD 06/06/19 LORI W SAMUELS & THEODORE R SAMUELS TTEES	0	2.469	2.469
**D	RED FAMILY INVESTMENTS LLC	0	10.529	10.529
**D	JAMES B PICK REVOCABLE TRUST UAD 09/22/00 JAMES B PICK TTEE	0	1.917	1.917
**D	THE UNION THEOLOGICAL SEMINARY IN THE CITY OF NEW YORK	0	1.126	1.126
**D	AMERICAN ENDOWMENT FOUNDATION FBO THE JAY & ROSE PHILLIPS FAM FOUNDATION OF CO INTL..	0	2.987	2.987
**D	AMERICAN ENDOWMENT FOUNDATION FBO JAY AND ROSE PHILLIPS FAM FOUNDATION OF CA INTL ..	0	1.128	1.128
**D	1882 INVESTMENTS LLC C/O ST LOUIS TRUST	0	2.792	2.792
**D	THE MINANA LOVELACE FAMILY TRUST UAD 06/11/00 ROBERT LOVELACE & ALICIA MINANA TTEES	0	1.951	1.951
**D	ALAN K & LAURA G GREBENE TR UAD 08/24/12 ALAN GREBENE & LAURA GREBENE TTEES	0	2.327	2.327

Azionisti:

3.327

Teste:

21

Azionisti in proprio:

11

Azionisti in delega:

3.316

Pagina 39

LISTA ESITO DELLE VOTAZIONE

Oggetto: Relazione sulla politica di remunerazione e sui compensi corrisposti - Seconda Sezione: relazione sui compensi corrisposti nel 2022 (deliberazione non vincolante) FAVOREVOLI

Badge	Ragione Sociale	Proprio	Delega	Totale
**D	SAC 2015 FAMILY TRUST UAD 06/31/15 V F ORTHWEIN & A ORTHWEIN JR & P ORTHWEIN TTEES	0	5.823	5.823
**D	STEPHEN AUGUST ORTHWEIN MAR TR UAD 02/11/93 A B ORTHWEIN JR & V F ORTHWEIN & P B ORTHWEIN TTEES	0	4.794	4.794
**D	RED FAMILY INVESTMENTS LLC 13	0	14.623	14.623
**D	RED FAMILY INVESTMENTS LLC 12	0	5.192	5.192
**D	GOLD FAMILY INVESTMENTS LLC 53	0	4.558	4.558
**D	GOLD FAMILY INVESTMENTS LLC 52	0	3.453	3.453
**D	GOLD FAMILY INVESTMENTS LLC 51 (C)	0	896	896
**D	GOLD FAMILY INVESTMENTS LLC 51 (A)	0	1.899	1.899
**D	GOLD FAMILY INVESTMENTS LLC 51 (B)	0	2.086	2.086
**D	LISA & DOUGLAS GOLDMAN FUND	0	4.828	4.828
**D	JOHN & MARCIA GOLDMAN FEN	0	7.024	7.024
**D	GOLDMAN ENVIRONMENTAL FOUNDATION	0	3.267	3.267
**D	TED AND LORI SAMUELS FAMILY TRUST UAD 07/03/96 THEODORE R SAMUELS & LORI W SAMUELS TTEES	0	3.079	3.079
**D	PARACHINI FAMILY TRUST UAD 08/20/98 A PARACHINI & V PARACHINI TTEES NUSE	0	3.964	3.964
**D	GORDON AND DONA CRAWFORD TRUST UAD 08/23/77 GORDON CRAWFORD & DONA CRAWFORD TTEES AMD 01/11/19	0	5.509	5.509
**D	SCOTT C WALLACE LIVING TRUST UAD 04/26/95 SCOTT WALLACE TTEE AMD 12/05/00	0	8.467	8.467
**D	ANTHONY & LARY MULLER TRUST UAD 07/01/81 A R MULLER & L L MULLER TTEES AMD 11/24/15	0	2.787	2.787
**D	MARK DALZELL REV. LIVING TRUST UAD 06/16/95 MARK H DALZELL TTEE	0	4.541	4.541
**D	MCF PARTNERSHIP L.P.	0	3.949	3.949
**D	WEATHERSFELD LLLP	0	2.821	2.821
**D	WELLMAN ROBINSON REVOCABLE TRUST UAD 01/22/15 TOM ROBINSON & JOAN E WELLMAN TTEES	0	2.378	2.378
**D	A L L 2012 NONEXEMPT GRAT UAD 04/30/12 ALICIA MINANA & ROBERT LOVELACE TTEES	0	1.992	1.992
**D	I L 2012 NONEXEMPT GRAT REMAINDER TR UAD 04/30/12 ROBERT LOVELACE & ALICIA MINANA TTEES	0	1.988	1.988
**D	MUDDY PAWS LP	0	6.201	6.201
**D	COX INVESTMENT COMPANY LP	0	6.143	6.143
**D	DIMARCO / HARLEEN 1990 REV TRUST UAD 09/20/90 S G DIMARCO & J B HARLEEN TTEES AMD 06/01/12	0	7.326	7.326
**D	ANN C BARTRAM REVOCABLE TRUST UAD 01/06/10 ANN C BARTRAM TTEE.	0	4.690	4.690
**D	BARNUM REVOCABLE TR UAD 05/13/94 WILLIAM M BARNUM & DONNALISA P BARNUM TTEES (BNY MELLON NA AS SECURED PARTY)	0	2.842	2.842
**D	MUZZY FAMILY TRUST UAD 01/10/89 P MUZZY ET AL TTEES AMD 02/11/10 MZ PARTNERS	0	5.981	5.981
**D	ABNER & ROSLYN GOLDSTINE LIV TR UAD 03/05/91 A GOLDSTINE & R GOLDSTINE TTEES AMD 12/10/04 NON-US EQUITY	0	7.621	7.621
**D	CHALLENGE FUNDS - CHALLENGE PROVIDENT FUND 2	0	63.834	63.834
**D	MACQUARIE FUND SOLUTIONS - MACQUARIE GLOBAL LISTED INFRASTRU	0	483.249	483.249
**D	MACQUARIE FUND SOLUTIONS - MACQUARIE GLOBAL CONVERTIBLE FUND	0	99.661	99.661
**D	MEDIOLANUM BEST BRANDS - MEDIOLANUM MORGAN STANLEY GLOBAL SE	0	618.959	618.959
**D	MEDIOLANUM BEST BRANDS - DYNAMIC INTERNATIONAL VALUE OPPORTU	0	2.628.826	2.628.826
**D	MEDIOLANUM BEST BRANDS - MEDIOLANUM ENERGY TRANSITION	0	86.799	86.799
**D	VARIOPARTNER SICAV - 3-ALPHA DIVERSIFIER EQUITIES EUROPE	0	584.935	584.935
**D	DANSKE INVEST SICAV - GLOBAL INDEX	0	703.141	703.141
**D	DANSKE INVEST SICAV - GLOBAL PORTFOLIO SOLUTION - BALANCED	0	54.567	54.567
**D	DANSKE INVEST SICAV - GLOBAL PORTFOLIO SOLUTION - OPPORTUNIT	0	11.952	11.952
**D	GBPO - QCF - GLOBAL BALANCED POOL	0	107.827	107.827
**D	UNIVERSE THE CMI GLOBAL NETWORK FUND - CMI CONTINENTAL EURO	0	9.037	9.037
**D	WMA VIE SA	0	683.556	683.556
**D	VONTOBEL FUND II - DUFF & PHELPS GLOBAL LISTED INFRASTRUCTUR	0	2.033.639	2.033.639
**D	ZUGERBE FONDS - AKTIEN EUROPA (EUR)	0	376.829	376.829
**D	CMLA INDEXED GLOBAL SHARE FUND	0	97.000	97.000
**D	COMMONWEALTH SPECIALIST FUND 52	0	29.406	29.406
**D	FIDELITY IECFUTL	0	95.771	95.771
**D	JOHN HANCOCK VARIABLE INSURANCE TRUST INTERNATIONAL EQUITY INDEX TRUST.	0	595.516	595.516
**D		0	277.871	277.871

Handwritten signature

Handwritten mark

LISTA ESITO DELLE VOTAZIONE

Oggetto: Relazione sulla politica di remunerazione e sui compensi corrisposti - Seconda Sezione: relazione sui compensi corrisposti nel 2022 (deliberazione non vincolante) FAVOREVOLI

Badge	Ragione Sociale	Proprio	Delega	Totale
**D	MFG FUND SERVICES (CAYMAN) LIMITED ACTING SOLELY IN ITS CAP	0	59.099	59.099
**D	ITALY STOCK FUND	0	148.000	148.000
**D	MS HORIZONS MULTIACTIVOS GLOBAL PRUDENTE FUND	0	1.320	1.320
**D	OP CUSTODY LTD	0	158.054	158.054
**D	SCHWAB INTERNATIONAL INDEX FUND	0	4.430.077	4.430.077
**D	SCHWAB FUNDAMENTAL INTERNATIONAL LARGE COMPANY INDEX FUND	0	1.627.569	1.627.569
**D	SUN LIFE ASSET MANAGEMENT FUNDS - SUN LIFE AM GLOBAL LOW CAR	0	77.787	77.787
**D	ABERDEEN STANDARD SICAV II	0	103.347	103.347
**D	LEGAL AND GENERAL ASSURANCE (PENSIONS MANAGEMENT) LIMITED	0	19.508.254	19.508.254
**D	ILA-LA WORLD ESG SCREENED FUND	0	43.850	43.850
**D	ILA - RAFTMF	0	63.992	63.992
**D	ILA-A-ILSDMH	0	1.759.983	1.759.983
**D	IRISH LIFE ASSURANCE PLC	0	1.290.348	1.290.348
**D	IRISH LIFE ASSURANCE.	0	947.495	947.495
**D	ILA - A-ILDSGG	0	40.605	40.605
**D	ILA - A-ILGLOEQ	0	57.736	57.736
**D	ILA - A-ILEZEOG	0	186.127	186.127
**D	ILA - A-ILEZEON	0	23.319	23.319
**D	ILA - A-ILGLOEQN	0	14.238	14.238
**D	AEGON CUSTODY B.V.	0	2.181.626	2.181.626
**D	STICHTING MN SERVICES	0	3.125.583	3.125.583
**D	STICHTING PENSIOENFONDS METAAL EN TECHNIEK MN SERVICES	0	907.517	907.517
**D	LARGE CAP INTL PORTFOLIO OF DFA INV	0	2.157.960	2.157.960
**D	CFSL ATF CMLA INTERNATIONAL SHARE FUND	0	47.951	47.951
**D	STICHTING MN SERVICES AANDELENFO ND	0	492.754	492.754
**D	PMC FUTURE WORLD MULTI ASSET FUND OVERLAY (6558)	0	3.160.592	3.160.592
**D	PMC MULTI ASSET FUND OVERLAY	0	2.246.562	2.246.562
**D	LGAS SHF FUT WRLD ESG DIR IDX(6734)	0	9.898	9.898
**D	L AND G ASSUR (PENS MGMT) LTD 1 LGIM PMC CSUF(36670) TESCO INDEX EQUITY TSGN (5270	0	288.114	288.114
**D	L AND G ASSUR (PENS MGMT) LTD 1 RAFT FUNDAMENTAL GLOBAL EQUITY LOW CARBON TRANSITION INDEX FUND3495	0	556.040	556.040
**D	L AND G ASSUR (PENS MGMT) LTD 1 PMC FTSE CLIMATE TRANSITION WORLD DEVELOPED EQUITY INDEX FUND 3491	0	299.311	299.311
**D	LEGAL AND GENERAL ASSURANCE (PENSIONS MANAGEMENT) LIMITEDONS MANAGEMENT) LIMITED	0	7.425.880	7.425.880
**D	TSGX SOLACT ESG TBACO EX UNRH(3387)	0	49.164	49.164
**D	LGAS SHF CLIENT DIR INV FUND(1649)	0	787.000	787.000
**D	LGAS SHF EURO EX UK ESG FD(1848 LGIM PMC CSUF(36670) TESCO INDEX EQUITY TSGN (5270	0	62.271	62.271
**D	CITIBANK UK LIMITED AS TRUSTEE FOR ASI (STANDARD LIFE) EUROP	0	2.092.622	2.092.622
**D	CITIBANK UK LIMITED AS TRUSTEE FOR ASI (STANDARD LIFE) INTER	0	124.497	124.497
**D	CFSL RE CNEALTH GS FD 16	0	163.668	163.668
**D	INTERNATIONAL CORE EQUITY PORTFOLIO OF DFA INVESTMENT DIMENSIONS GROUP INC	0	5.986.238	5.986.238
**D	MANULIFE GLOBAL FUND.	0	256.460	256.460
**D	INVESSCO POOLED INVESTMENT FUND - EUROPE FUND	0	233.632	233.632
**D	AEGON CUSTODY B.V	0	97.314	97.314
**D	NMTE/NIK KOKUSAI-NH 935026	0	309.737	309.737
**D	NMTE/NIK KOKUSAI-H 935034	0	23.420	23.420
**D	BERESFORD FUNDS ICNAV	0	26.430	26.430
**D	SLIC II - STANDARD LIFE INVESTMENTS	0	1.576.771	1.576.771
**D	COLONIAL FIRST STATE INVESTMENTS LIMITED...	0	216.041	216.041
**D	ABERDEEN STANDARD OEIC II - ASI EUROPE EX UK INCOME EQUITY FUND	0	904.716	904.716
**D	STICHTING PGM DEPOSITARY	0	7.462.784	7.462.784
**D	NATIONAL COUNCIL FOR SOCIAL SEC FUND	0	118.482	118.482

Judith inwell

APP

LISTA ESITO DELLE VOTAZIONI

Oggetto: Relazione sulla politica di remunerazione e sui compensi corrisposti - Seconda Sezione: relazione sui compensi corrisposti nel 2022 (deliberazione non vincolante)
FAVOREVOLI

Badge	Ragione Sociale	Proprio	Delega	Totale
**D	LEGS MASON INC.	0	2.200	2.200
**D	VERDIPAPIRFONDET DNB GLOBAL (IV : INGVID ANGVIK BJONNES DRONNING EUFEMIAS GT	0	4.491.850	4.491.850
**D	VERDIPAPIRFONDET DNB MILJOINVEST	0	4.043.183	4.043.183
**D	VERDIPAPIRFONDET DNB GLOBAL INDEKS	0	996.614	996.614
**D	THREADNEEDLE (LUX) COLUMBIA THREADNEEDLE INVESTMENTS	0	446.010	446.010
**D	THREADNEEDLE (LUX)	0	30.277	30.277
**D	OLD MUTUAL ARTEMIS UK SPECIAL SITUATIONS FUND (FIDELITY OLD MUTUAL GLOBAL INVESTORS (UK) LIMITED	0	70.000	70.000
**D	TWO SIGMA INTERNATIONAL CORE	0	14	14
**D	THREADNEEDLE INVESTMENT FUNDS ICVC.	0	4.373.509	4.373.509
**D	THREADNEEDLE PENSIONS MULTI ASSET FUND COLUMBIA THREADNEEDLE INVESTMENTS	0	84.320	84.320
**D	CITIBANK UK LIMITED AS TRUSTEE OF ABERDEEN STANDARD CAPITAL	0	4.412.405	4.412.405
**D	VICTORY TRIVALENT INTERNATIONAL FUND-CORE EQUITY	0	127.996	127.996
**D	TWO SIGMA WORLD CORE FUND LP	0	99	99
**D	LEGAL AND GENERAL COLLECTIVE INVESTMENT TRUST.	0	1.231.399	1.231.399
**D	VICTORY CAPITAL INTERNATIONAL COLLECTIVE INVESTMENT TRUST	0	34.513	34.513
**D	VICTORY MARKET NEUTRAL INCOMEFUND	0	1.148.983	1.148.983
**D	SAMSUNG GLOBAL CORE EQUITY FUND	0	12.068	12.068
**D	VERDIPAPIRFONDET DNB EUROPA	0	199.199	199.199
**D	MONETARY AUTHORITY OF SINGAPORE	0	204.927	204.927
**D	GOVERNMENT OF SINGAPORE	0	151.751.574	151.751.574
**D	JOHN HANCOCK FUNDS II INTERNATIONAL STRATEGIC EQUITY ALLOCATION FUND	0	1.412.491	1.412.491
**D	LEGAL AND GENERAL REINSURANCE CO LTD : TEL: 0203 124 3710/ HETAL PA TEL	0	95.137	95.137
**D	CITITRUST LIMITED	0	234.511	234.511
**D	VICTORYSHARES DEVELOPED ENHANCEDVOLATILITY WTD INDEX ETF.	0	15.920	15.920
**D	VICTORYSHARES INTERNATIONALVOLATILITY WTD INDEX ETF.	0	29.732	29.732
**D	CITITRUST LIMITED AS TRUSTEE OF BLACKROCK PREMIER FUNDS-BLACKROCK WORLD EQUITY INDEX FUND	0	55.450	55.450
**D	VICTORYSHARES INTERNATIONAL HIGHDIV VOLATILITY WTD INDEX ETF	0	28.067	28.067
**D	INVESCO POOLED INVESTMENT FUND - GLOBAL STRATEGIC EQUITY FUN INSTITUTIONAL CLIENTS GROUP SECURITIES AND FUND SERVICES	0	0	67.088
67,088				
**D	DON C VANBRACKEL TEE 05/23/1996 MANAGED	0	825	825
**D	ECONOMIC DEVELOPMENT BOARD	0	8.962	8.962
**D	JOHN HANCOCK DIVERSIFIED REAL ASSETS FUND	0	491.119	491.119
**D	SELIGSON AND CO EUROPE INDEX FUND	0	417.400	417.400
**D	HOSTPLUS POOLED SUPERANNUATION TRUST	0	649.512	649.512
**D	ABERDEEN INVESTMENT FUNDS UK ICVC II - ABERDEEN EUROPEAN EQUITY ENHANCED INDEX FUND	0	93.772	93.772
**D	ABERDEEN INVESTMENT FUNDS UK ICVC II - ABERDEEN EUROPEAN EQUITY TRACKER FUND	0	451.059	451.059
**D	ABERDEEN FUNDS - ABERDEEN MULTI MANAGER CAUTIOUS MANAGED PORTFOLIO FUND	0	4.474	4.474
**D	USAA CAPITAL GROWTH FUND.	0	314.425	314.425
**D	USAA INTERNATIONAL FUND.	0	333.488	333.488
**D	USAA SUSTAINABLE WORLD FUND	0	71.534	71.534
**D	QUILTER INVESTORS CHARITY AUTHORIZED INVESTMENT FUNDS MILLENNIUM	0	125.000	125.000
**D	TIMOTHY PLAN INTERNATIONAL ETF.	0	36.834	36.834
**D	UAPF - BLACK ROCK PASSIVE EQUITY	0	36.293	36.293
**D	UNIFIED ACCUMULATIVE PENSION FUND JOINT STOCK COMPANY	0	21.286	21.286
**D	MARSHALL WACE INVESTMENT STRATEGIES-TOPS GLOBAL EQUITIES LE	0	27.108	27.108
**D	MARSHALL WACE INVESTMENT STRATEGIES-TOPS WORLD EX-US FUND	0	459.239	459.239
**D	MARSHALL WACE INVESTMENT STRATEGIES-TOPS INTERNATIONAL EQUITIES FUND	0	118.101	118.101
**D	MARSHALL WACE COMMON CONTRACTUAL FUND-MWCCF WORLD TOPS 150/5	0	33.668	33.668
**D	MARSHALL WACE COMMON CONTRACTUAL FUND-MWCCF WORLD TOPS 130/3	0	28.474	28.474
**D	MAN FUNDS XII SPC-MAN 1783 I SP C/O MAPLES SECRETARIES (CAYMAN) LIMITED	0	10.637	10.637

900

LISTA ESITO DELLE VOTAZIONE

Oggetto: **Relazione sulla politica di remunerazione e sui compensi corrisposti - Seconda Sezione: relazione sui compensi corrisposti nel 2022 (deliberazione non vincolante)**
FAVOREVOLI

Badge	Ragione Sociale	Proprio	Delega	Totale
**D	MAN AHL DIVERSIFIED MARKETS EU BEUR- WORLD TRADE CENTER	0	583	583
**D	MAN FUNDS VIII ICAM-MAN AHL DIVERSIFIED.	0	7.317	7.317
**D	AHL INSTITUTIONAL SERIES 3 LTD	0	28.074	28.074
**D	NBMC PUBLIC INFRASTRUCTURE (2017) FUND.	0	1.541	1.541
**D	MERCER PRIVATE WEALTH INTERNATIONAL FOCUSED EQUITY POOL	0	42.181	42.181
**D	CAISSE DE RETRAITE D'HYDRO-QUEBEC	0	205.885	205.885
**D	VPI GLOBAL EQUITY POOL	0	1.000.000	1.000.000
**D	VPI INCOME POOL	0	837.500	837.500
**D	E-I FINANCIAL CORPORATION LIMITED	0	1	1
**D	BIMCOR GLOBAL EQUITY POOLED FUND	0	41.369	41.369
**D	SHORT BROTHERS COMMON INVESTMENT FUND	0	614.834	614.834
**D	BOMBARDIER TRUST (CANADA) REAL RETURN ASSETS FUND	0	471.688	471.688
**D	RUSSELL WGW INVESTMENTS LIMITED	0	2.944	2.944
**D	RBC QUANT EUROPEAN DIVIDEND LEADERS ETF	0	5.100	5.100
**D	RBC O'SHAUGHNESSY GLOBAL EQUITY FUND	0	10.190	10.190
**D	SUN LIFE KEI SUSTAINABLE INFRASTRUCTURE PRIVATE POOL	0	208.324	208.324
**D	SUN LIFE REAL ASSETS PRIVATE POOL.	0	933.541	933.541
**D	THE SHAKESPEARE HEAD FUND.	0	49.618	49.618
**D	MIDDLEFIELD GLOBAL ENERGY TRANSITION CLASS	0	2.000	2.000
**D	INTERNATIONAL CLEAN POWER DIVIDEND FUND	0	780.000	780.000
**D	RBC VISION GLOBAL ENERGY TRANSITION FUND (INCUBATOR)	0	16.100	16.100
**D	REC QUANT EAFE EQUITY LEADERS ETF	0	2.251	2.251
**D	AQR GLOBAL ALTERNATIVE INVESTMENT OFFSHORE FUND L.P.	0	152	152
**D	AQR LIX FUNDS-AQR SYSTEMATIC TOTAL RETURN FUND	0	71	71
**D	AHL ALPHA MASTER LIMITED C/O CITIC TRUSTEES (CAYMAN) LIMITED	0	160.905	160.905
**D	AHL EVOLUTION LTD SHARMAINE BERKELEY ARGONAUT LTD	0	1.069.412	1.069.412
**D	BROOKFIELD MULTI-STRATEGY ENHANCED MASTER FUND LP MAPLES CORPORATE SERVICES LIMITED	0	13	13
**D	BROOKFIELD MULTI-STRATEGY MASTER FUND LP MAPLES CORPORATE SERVICES LIMITED	0	115	115
**D	CAYTON INTERNATIONAL LIMITED	0	26.400	26.400
**D	MACRO THEMES MASTER INVESTORS (CAYMAN) L.P.	0	635.471	635.471
**D	AHL ALPHA CORE MASTER LIMITED C/O MAPLES CORPORATE SERVICES LIMITED	0	3.520	3.520
**D	GLOBAL RESEARCH EQUITY EXTENDED MASTER FUND (CAYMAN) L.P. C/O OGIER GLOBAL (CAYMAN) LIMITED	0	294.497	294.497
**D	POINT72 ASSOCIATES LLC C/O WALKERS CORPORATE LIMITED CAYMAN CORPORATE CENTRE	0	1.657	1.657
**D	MOORE GLOBAL INVESTMENTS LLC.	0	880.977	880.977
**D	4D GLOBAL INFRA FUND	0	1.391.802	1.391.802
**D	PEC S.R.L.	0	2.997.000	2.997.000
**D	AMUNDI DIVIDENDO ITALIA	0	95.946	95.946
**D	AMUNDI ESG SELECTION BILANCIATO	0	58.850	58.850
**D	AMUNDI ESG SELECTION DINAMICO	0	630.000	630.000
**D	AMUNDI VALORE ITALIA PIR	0	50.490	50.490
**D	AMUNDI ESG SELECTION CONSERVATIVO	0	487.000	487.000
**D	AMUNDI ACCUMULAZIONE ITALIA FIR 2023	0	26.826	26.826
**D	AMUNDI PROGETTO INCOME AGOSTO 2026	0	9.687	9.687
**D	AMUNDI PROGETTO INCOME REALE 2027 TRE	0	9.404	9.404
**D	AMUNDI PROGETTO INCOME REALE 2027 QUATTRO	0	8.724	8.724
**D	AMUNDI PROGETTO INCOME 2028	0	33.021	33.021
**D	AMUNDI ACCUMULAZIONE INFRA GLO 2026 DUE	0	27.155	27.155
**D	AMUNDI PRIVATE GLOBAL INFRASTRU 2024	0	12.559	12.559
**D	AMUNDI ACCUMULAZIONE INFRA GLOBALI 2028	0		

Handwritten signature

Handwritten mark

LISTA ESITO DELLE VOTAZIONI

Oggetto: Relazione sulla politica di remunerazione e sui compensi corrisposti - Seconda Sezione: relazione sui compensi corrisposti nel 2022 (deliberazione non vincolante)
FAVOREVOLI

Badge	Ragione Sociale	Proprio	Delega	Totale
**D	AMUNDI PROGETTO INCOME REALE 2027	0	42.684	42.684
**D	AMUNDI PROGETTO INCOME REALE 2027 DUE	0	24.699	24.699
**D	AMUNDI PROGETTO INCOME REALE DUE 20121	0	33.296	33.296
**D	AMUNDI PROGETTO INCOME 2025	0	34.288	34.288
**D	FONDI AMUNDI PROGETTO - AMUNDI PROGETTO INCOME 2026	0	20.389	20.389
**D	AM ACCUMULAZIONE INFRASTRUTTURE GLO 2026	0	33.370	33.370
**D	AMUNDI PROG INC REALE 2026	0	190.000	190.000
**D	NAGELMACKERS INSTITUTIONAL EUROPEAN EQUITY	0	5.569	5.569
**D	CRELAN INVEST CONSERVATIVE	0	22.668	22.668
**D	CRELAN INVEST DYNAMIC	0	47.489	47.489
**D	CRELAN INVEST BALANCED	0	106.135	106.135
**D	SUSTAINABLE WORLD EQUITY MANDATE 1	0	5.984	5.984
**D	AMUNDI SIF GLOBAL ETHICAL EQUITIES	0	25.000	25.000
**D	INDO ALT INVEST - TWINS GROWTH	0	390.000	390.000
**D	LEADERSEL P.M.I	0	45.518	45.518
**D	QTRON GLOBAL EQUITY	0	150.000	150.000
**D	LUXCELLENCE-HELVETIA EUROP EQUITY	0	6	6
**D	AMUNDI INDEX MSCI JAPAN	0	1.209.211	1.209.211
**D	AMUNDI FTSE MIB	0	105.122	105.122
**D	AMUNDI FUNDS MULTI ASSET CONSERVATIVE	0	20.733	20.733
**D	LO FUNDS - ALL ROADS CONSERVATIVE	0	242.526	242.526
**D	CPR INVEST - EUROPEAN STRATEGIC AUTONOMY	0	6.948	6.948
**D	AMUNDI MSCI EUROPE CLIMATE PARIS ALIGNED PAB	0	4.038.614	4.038.614
**D	AMUNDI EURO STOXX 50	0	60.000	60.000
**D	CLAY FUNDS - CLAY EUROPEAN MULTI CAPS	0	1.910.936	1.910.936
**D	AMUNDI MSCI EUROPE	0	7.734	7.734
**D	AMUNDI MSCI WORLD ESG UNIVERSAL SELECT	0	327.070	327.070
**D	AMUNDI FUNDS EURO MULTI-ASSET TARGET INC	0	213.322	213.322
**D	AMUNDI FUNDS GLOBAL MULTI-ASSET	0	44.943	44.943
**D	AMUNDI MSCI EUROPE CLIMATE TRANSIT CTB	0	450.000	450.000
**D	AMUNDI FUNDS REAL ASSETS TARGET INCOME	0	271.246	271.246
**D	AMUNDI FDS GLOBAL MULTI-ASSET TARGET INC	0	3	3
**D	AMUNDI PRIME JAPAN	0	76.594	76.594
**D	LO FUNDS - ALL ROADS GROWTH	0	232.950	232.950
**D	CPR INVEST - FUTUR CITIES	0	98.097	98.097
**D	AMUNDI MSCI EMO ESG UNIVERSAL SELECT	0	82.206	82.206
**D	VF (LUX) - VALLIANT EUROPE EQUITIES	0	117.849	117.849
**D	CPR INVEST CLIMATE ACTION	0	309.198	309.198
**D	AMUNDI MSCI WORLD CLIMATE TRANSITION CTB	0	716.161	716.161
**D	AMUNDI FDS GLOB MULTI-ASSET CONSERVATIVE	0	3.057.299	3.057.299
**D	AMUNDI INDEX MSCI EUROPE	0	67.100	67.100
**D	AMUNDI FUNDS - EUROPEAN EQUITY RISK PARITY	0	6.785	6.785
**D	AMUNDI MSCI EUROPE EX UK	0	73.778	73.778
**D	AMUNDI MSCI WORLD CLIMATE PARIS ALIG PAB	0	144.175	144.175
**D	AMUNDI MSCI EUROPE ESG LEADERS SELECT	0	212.135	212.135
**D	LO FUNDS - ALL ROADS	0	141.069	141.069
**D	CPR INVEST-EUROPE SPECIAL SITUATIONS	0	470.544	470.544
**D	AMUNDI FUNDS EQUITY EURO RISK PARITY	0	26.920	26.920
**D	AURISK ALLIANZBERNSTEIN GLOBAL EQUITIES	0	6.151	6.151
**D	LOF TARGETNETZERO GLOBAL EQUITY	0		

902

LISTA ESITO DELLE VOTAZIONE

Objetto: Relazione sulla politica di remunerazione e sui compensi corrisposti - Seconda Sezione: relazione sui compensi corrisposti nel 2022 (deliberazione non vincolante)
FAVOREVOLI

Badge	Ragione Sociale	Proprio	Delega	Totale
**D	LOF TARGETNETZERO EUROPE EQUITY	0	30.270	30.270
**D	AMUNDI FUNDS GLOBAL EQUITY TARGET INCOME	0	2.940.983	2.940.983
**D	AMUNDI INDEX SOLUTIONS - AMUNDI PRIME GLOBAL	0	98.251	98.251
**D	ONEMARKETS AMUNDI FLEXIBLE INCOME FUND	0	150.163	150.163
**D	AMUNDI MSCI WORLD ESG LEADERS SELECT	0	190.923	190.923
**D	NEF ETHICAL BALANCED DYNAMIC	0	906.149	906.149
**D	STRUTURA - ALTERNATIVE RISK PREMIA ARP EQUITY STY	0	62.097	62.097
**D	AMUNDI MSCI WORLD	0	4.264.000	4.264.000
**D	AMUNDI STOXX EUROPE 600	0	529.514	529.514
**D	AMUNDI INDEX MSCI WORLD	0	772.169	772.169
**D	INDOSUEZ EUROPE VALDE	0	312.462	312.462
**D	AMUNDI MSCI EUROPE EX SWITZERLAND	0	675.590	675.590
**D	CLAY FUNDS - CLAY EUROPEAN MULTI ASSETS	0	25.000	25.000
**D	AMUNDI INDEX SOLUTIONS - AMUNDI PRIME EUROPE	0	38.445	38.445
**D	AMUNDI MSCI EUROPE ESG UNIVERSAL SELECT	0	8.287	8.287
**D	AMUNDI INDEX FTSE EPRA NAREIT GLOBAL	0	1.282.142	1.282.142
**D	G FUND - TOTAL RETURN ALL CAP EUROPE	0	310.000	310.000
**D	AMUNDI FUNDS DYNAMIC MULTI FACTORS EURO	0	406.766	406.766
**D	AMUNDI PRIME EUROZONE	0	143.143	143.143
**D	CPR INVEST BLUE ECONOMY	0	202.571	202.571
**D	AMUNDI MSCI EMU ESG LEADERS SELECT	0	7.689.260	7.689.260
**D	CLEOME INDEX - EMU EQUITIES	0	321.000	321.000
**D	INDEXIQ FACTORS SUSTAINABLE EUROPE EQUITY	0	185.900	185.900
**D	CANDRIAM L CONSERVATIVE ASSET ALLOCATION	0	63.787	63.787
**D	CANDRIAM L DYNAMIC ASSET ALLOCATION	0	3.954	3.954
**D	CANDRIAM L MULTI ASSET INCOME AND GROWTH	0	97.261	97.261
**D	CANDRIAM L BALANCED ASSET ALLOCATION	0	49.584	49.584
**D	CLEOME INDEX - WORLD EQUITIES	0	28.534	28.534
**D	INDEXIQ FACTORS SUSTAINABLE EMU EQUITY	0	6.516	6.516
**D	CLEOME INDEX - EUROPE EQUITIES	0	990.491	990.491
**D	SEYOND EUROPE MINVOL	0	142.423	142.423
**D	BBVA GLOBAL FUNDS-OLIVO FUND	0	414.687	414.687
**D	BBVA DURB INTL TABA DE INV	0	43.000	43.000
**D	BBVA DURB INTL EUROPEAN EQUITY FUND	0	7.750	7.750
**D	AMUNDI WELTPORTFOLIO	0	45.905	45.905
**D	MMA IARD	0	8.937	8.937
**D	COVEA PROTECTION JURIDIQUE	0	977.396	977.396
**D	CNBF-RC-SCHROEDERS-FLEXIBLE	0	87.820	87.820
**D	APSA-SRI ABSOL RETURN MULTI-ASSETS N2	0	7.704	7.704
**D	BCE IARD	0	924	924
**D	GMF ASSURANCES	0	64.684	64.684
**D	MRAF VIE ACTIF GENERAL	0	661.388	661.388
**D	FIDELIA ASSISTANCE	0	996.800	996.800
**D	CRAMA LOIRE BRETAGNE ACTIONS	0	11.992	11.992
**D	APSA-SRI ABSOL RETURN MULTI-ASSETS N1	0	82.176	82.176
**D	LA SAUVEGARDE	0	7.438	7.438
**D	GMF VIE D	0	36.792	36.792
**D	CNBF-RB-SCHROEDERS-FLEXIBLE	0	2.139.012	2.139.012
**D	MRAF SANTE	0	11.753	11.753
**D		0	29.139	29.139

ENEL S.p.A.

Assemblea Ordinaria del 10 maggio 2023

10 maggio 2023 16.43.41

LISTA ESITO DELLE VOTAZIONE

Oggetto: Relazione sulla politica di remunerazione e sui compensi corrisposti - Seconda Sezione: relazione sui compensi corrisposti nel 2022 (deliberazione non vincolante)
FAVOREVOLI

Badge	Ragione Sociale	Proprio	Delega	Totale
**D	GGVIE PREFON RETRAITE A	0	632.260	632.260
**D	MANDAT LBP PREVOYANCE	0	80.000	80.000
**D	ROBECO CAVAMAC ACTIONS INT. EU	0	65.921	65.921
**D	CNP ASS. NAM ACT. EUR.	0	144.986	144.986
**D	AA SSGA ACTIONS INDICE EURO	0	1.267.755	1.267.755
**D	ALLOCATION ACTIONS SATELLITE	0	60.073	60.073
**D	LA GRENOILLERE	0	28.007	28.007
**D	AB CFAO	0	10.058	10.058
**D	MUTATIONS 21	0	690.383	690.383
**D	GROUPAMA GRAND EST	0	38.273	38.273
**D	DAN EQUILIBRE	0	12.568	12.568
**D	UFF ALLOCATION DIVERSIFIEE	0	196.139	196.139
**D	GROUPAMA NORD EST ACTIONS	0	119.133	119.133
**D	GROUPAMA CR TOTAL RETURN ALL CAP EUROPE	0	92.000	92.000
**D	EPARGNE SOLIDAIRE EQUILIBRE TH	0	75.838	75.838
**D	GROUPAMA LOIRE BRETAGNE LOCAL 1	0	30.287	30.287
**D	AP ACTIONS 1 EURO	0	341.975	341.975
**D	LEFAM INDEXALPHA	0	189.003	189.003
**D	CONTI PLACEMENTS	0	113.451	113.451
**D	ROPS EURO P	0	933.641	933.641
**D	AGRICA TACTIQUE G	0	45.200	45.200
**D	GROUPAMA NORD EST	0	32.870	32.870
**D	AMUNDI IPSA ACTIONS	0	66.785	66.785
**D	LV. CHALLENGE	0	89.423	89.423
**D	GAN EUROSTRATEGIE	0	130.097	130.097
**D	DUGUAY TROUIN INVESTISSEMENT	0	34.840	34.840
**D	GROUPAMA CR GENOVA 1	0	121.137	121.137
**D	SOLIDARITES	0	46.010	46.010
**D	FAGUS	0	517.206	517.206
**D	LCL DYNAMIQUE ESG	0	26.734	26.734
**D	PREDICA ISR MONDE - ACTIONS	0	77.016	77.016
**D	MONCEAU ACTIONS EEE	0	600.283	600.283
**D	AGRICA ACTIONS OBJECTIF SCR	0	639.943	639.943
**D	FDRN AMUNDI	0	391.752	391.752
**D	WALLON	0	212.991	212.991
**D	DIEZE	0	43.862	43.862
**D	CENTRE EST EQUILIBRE	0	15.144	15.144
**D	AMUNDI LABEL DYNAMIQUE ESR	0	98.263	98.263
**D	SACD INVESTISSEMENT	0	94.512	94.512
**D	AMUNDI EQUILIBRE GLOBAL SOLIDAIRE	0	34.649	34.649
**D	FCP GROUPAMA PHARMA DIVERSIFIE	0	150.000	150.000
**D	CL CENTRE MANCHE	0	14.065	14.065
**D	PORT ROYAL EQUILIBRE	0	95.868	95.868
**D	OPFT	0	18.500	18.500
**D	VILLIERS DIAPASON	0	248.343	248.343
**D	ADP DIVERSIFIE DYNAMIQUE	0	7.393	7.393
**D	CAVEC LA FRANCAISE DIVERSIFIE	0	249.595	249.595
**D	GROUPAMA SELECTION EURO DIVERSIFIE	0	81.145	81.145
**D	LCL PRUDENCE ESG	0	11.136	11.136
**D	EPARGNE ACTIONS MONDE ISR	0	161.750	161.750

Pagina 46

Azionisti: 3.327 Teste: 21
Azionisti in proprio: 11 Azionisti in delega: 3.316

906

LISTA ESITO DELLE VOTAZIONE

Oggetto: Relazione sulla politica di remunerazione e sui compensi corrisposti - Seconda Sezione: relazione sui compensi corrisposti nel 2022 (deliberazione non vincolante)
FAVOREVOLI

Badge	Ragione Sociale	Proprio	Delega	Totale
**D	PREDIQUANT A2 - ACTIONS EUROPE	0	121.883	121.883
**D	AMUNDI HARMONIE	0	37.794	37.794
**D	ADVIT ACT EU	0	187.026	187.026
**D	ARCO QUANT 2	0	226.941	226.941
**D	S CAVAMAC ACTIONS EURO	0	132.786	132.786
**D	CAVEC GROUPAMA DIVERSIFIE	0	237.191	237.191
**D	ROPS-SWART INDEX EURO	0	703.858	703.858
**D	AMUNDI LABEL PRUDENCE ESR	0	75.734	75.734
**D	AA LA FRANCAISE ISR	0	603.420	603.420
**D	GRD 20 - ACTIONS	0	191.316	191.316
**D	STAR PASTEUR	0	303.846	303.846
**D	ELITE INTER-PHARMCTIONS	0	30.725	30.725
**D	FGV ACTIONS EUROPE LM A	0	228.960	228.960
**D	PREDIQUANT PREMIUM TITRES VIIFS ACTIONS	0	1.985.707	1.985.707
**D	GROUPAMA CR ACTIONS MONDE	0	24.480	24.480
**D	BEL EQUITY EUROPE ESG	0	1.877.570	1.877.570
**D	FDJ EQUILIBRE SOLIDAIRE	0	29.307	29.307
**D	IP ACTIONS EURO	0	141.785	141.785
**D	GROUPAMA MEDITERRANEE	0	39.450	39.450
**D	GROUPAMA LOIRE BRETAGNE LOCAL 2	0	30.403	30.403
**D	L.S DYNAMIQUE ET SOLIDAIRE	0	4.000	4.000
**D	FCP CARP - INDO	0	1.034.797	1.034.797
**D	N 1 RENDEMENT EQUILIBRE	0	4.445	4.445
**D	AC GLOBAL CONVICTIONS	0	17.078	17.078
**D	FCPE CA SA EXPANSION	0	10.949	10.949
**D	EPARGNE MODEREE THALES	0	63.389	63.389
**D	LCL EQUILIBRE ESG	0	28.852	28.852
**D	AMUNDI LABEL EQUILIBRE ESR	0	112.018	112.018
**D	A.A. - GROUPAMA - ISR	0	817.671	817.671
**D	FCP DES CAISSES LOCALES GROUPAMA P V D L	0	17.214	17.214
**D	NEUFLIZE VIE OPPORTUNITES	0	190.048	190.048
**D	TOTALENERGIES DIVERSIFIE EQUILIBRE ET SOLIDAIRE	0	253.618	253.618
**D	MONGELAS	0	51.495	51.495
**D	ROFS ACTIONS EUROPEENNES 1	0	531.144	531.144
**D	LBPAM ISR ACTIONS FOCUS EURO	0	1.922.008	1.922.008
**D	VIVACCIO ISR ACTIONS	0	1.876.086	1.876.086
**D	LBPAM ACTIONS DIVIDENDES EUROP	0	1.377.864	1.377.864
**D	LBPAM ISR STRATEGIE PEA 2	0	82.647	82.647
**D	TONI ACTIONS ISR 100	0	422.958	422.958
**D	LBPAM ISR STRATEGIE PEA 1	0	55.138	55.138
**D	CNP TOCQUEVILLE VALUE EUROPE I	0	781.767	781.767
**D	LBPAM ISR ACTIONS EUROPE 50	0	843.804	843.804
**D	LBPAM 3 MOIS	0	3.389.795	3.389.795
**D	FGV - ACTIONS EUROPE LM B	0	353.734	353.734
**D	LBPAM ISR ACTIONS 80	0	421.302	421.302
**D	LBPAM ISR ACTIONS MONDE	0	323.000	323.000
**D	OFI AF DYNAMIQUE	0	52.197	52.197
**D	AEMA OBJECTIF NEUTRE CARBONE 2050	0	75.819	75.819
**D	FCP HAMELIN DIVERSIFIE FLEX II	0	44.000	44.000
**D	FCPE IBM FRANCE C	0	120.000	120.000

LISTA ESITO DELLE VOTAZIONE

Oggetto: Relazione sulla politica di remunerazione e sui compensi corrisposti - Seconda Sezione: relazione sui compensi corrisposti nel 2022 (deliberazione non vincolante)
FAVOREVOLI

Badge	Ragione Sociale	Proprio	Delega	Totale
**D	FCP CARPIMKO EUROPE	0	490.000	490.000
**D	AA NATIXIS ACTIONS MIN VAR	0	764.706	764.706
**D	UNIVERS CNP 1	0	116.235	116.235
**D	FCP NATIXIS PERFORMANCE 09	0	88.370	88.370
**D	FCP CNP ACP ACTIONS LT	0	285.148	285.148
**D	EGEPARGNE 2 DIVERSIFIE	0	87.020	87.020
**D	A.A. CANDRIAM DIVERSIFIE	0	1.102.370	1.102.370
**D	APICIL ACTIONS EURO	0	45.870	45.870
**D	API RETRAITE DIVERSIFIE	0	243.452	243.452
**D	PREVAAL ACTIONS EU	0	600.000	600.000
**D	PROMEPAR ACTIONS RENDEMENT	0	170.000	170.000
**D	INDOSUEZ EURO PATRIMOINE	0	1.305.385	1.305.385
**D	S.YTIC	0	120.000	120.000
**D	LOLA SHARE	0	3.860	3.860
**D	DORVAL CONVICTIONS	0	314.280	314.280
**D	AMONDI STRATEGIES ACTIONS EURO RESTRUCTURATIONS	0	98.307	98.307
**D	CPR EUROLAND ESG	0	930.639	930.639
**D	COLOMBES 6	0	94.800	94.800
**D	G FUND OPPORTUNITIES EUROPE	0	500.000	500.000
**D	WF ACTIONS FLEXIBLE	0	7.830	7.830
**D	AMONDI STRATEGIES ACTIONS EUROPE OPTIM DIV HR	0	16.569	16.569
**D	DORVAL GLOBAL CONVICTIONS PATR	0	25.900	25.900
**D	AMONDI ACTIONS EURO ISR	0	765.566	765.566
**D	AMONDI STRATEGIES ACTIONS EURO OPTIM DIV HR	0	19.548	19.548
**D	AMONDI ACTIONS EUROPE ISR	0	82.665	82.665
**D	G FUND EQUITY CONVICTIONS ISR	0	759.297	759.297
**D	AMONDI RENDEMENT PLUS	0	135.775	135.775
**D	SELECTION EURO ENVIRONNEMENT (MAI 2022)	0	418.705	418.705
**D	SELECTION EURO ENVIRONNEMENT (JANVIER 2022)	0	459.207	459.207
**D	CPR EUROPE ESG POCHE COR	0	175.717	175.717
**D	TA-ITA AZIONI	0	24.642	24.642
**D	GROUPAMA EURO EQUITIES	0	259.608	259.608
**D	LCL ACTIONS EURO RESTRUCTURAT EURO (CA)	0	17.846	17.846
**D	FDC A2 POCHE TITRES	0	18.601	18.601
**D	INDOSUEZ EURO RENDEMENT	0	509.998	509.998
**D	SELECTION EURO CLIMAT (JANVIER 2023)	0	30.509	30.509
**D	AMONDI ACTIONS RESTRUCTURATION	0	54.940	54.940
**D	CPR EUROLAND PREMIUM ESG	0	187.939	187.939
**D	COVEA SOLIS	0	1.044.450	1.044.450
**D	DORVAL CONVICTIONS PEA	0	122.576	122.576
**D	HYMOS ISR	0	351.519	351.519
**D	AMONDI PATRIMOINE PEA	0	1.582.289	1.582.289
**D	CASTELNAU	0	13.511	13.511
**D	DORVAL GLOBAL CONVICTIONS	0	36.991	36.991
**D	GROUPAMA EUROPE EQUITIES	0	325.923	325.923
**D	BEST BUSINESS MODELS SRI	0	4.330.000	4.330.000
**D	AMONDI PATRIMOINE	0	320.640	320.640
**D	MYRIA ACTIONS DURABLES EUROPE	0	118.859	118.859
**D	CPR ACTIONS EURO RESTRUCTURATIONS	0	117.733	117.733
**D	AMONDI EUROPE MONDE	0	299.439	299.439

LISTA ESITO DELLE VOTAZIONE

Oggetto: Relazione sulla politica di remunerazione e sui compensi corrisposti - Seconda Sezione: relazione sui compensi corrisposti nel 2022 (deliberazione non vincolante)
FAVOREVOLI

Badge	Ragione Sociale	Proprio	Delega	Totale
**D	G FUND WORLD VISION R	0	403.727	403.727
**D	AMUNDI STRATEGIES ACTIONS EUROPE RISK PARITY	0	5.347	5.347
**D	LCL ACTIONS MONDE HORS EUROPE EURO	0	40.078	40.078
**D	BM V-FLEX	0	18.732	18.732
**D	AMUNDI EURO EQUITY ESR	0	1.132.437	1.132.437
**D	COVEA FLEXIBLE ISR	0	222.031	222.031
**D	NEUFLIZE EURO ACTIONS DURABLE	0	114.049	114.049
**D	CPR EURO HIGH DIVIDEND	0	652.419	652.419
**D	SELECTION EURO CLIMAT (SEPTEMBRE 2022)	0	336.478	336.478
**D	ASSORDIX	0	760.665	760.665
**D	INDOSUEZ ALLOCATION PEA	0	583.318	583.318
**D	PREDIQUANT EUROCOISSANCE A2	0	59.101	59.101
**D	COVEA ACT EUROPE OPPORTUNITE	0	868.570	868.570
**D	LCL ACTIONS EURO CORE+	0	20.372	20.372
**D	COVEA ACTIONS RENDEMENT	0	1.112.643	1.112.643
**D	IMPROVING EUROPEAN MODELS SRI	0	156.704	156.704
**D	STRATEGIE EURO ISR	0	248.862	248.862
**D	CPR SILVER AGE POCHE PEA	0	2.427.302	2.427.302
**D	AMUNDI STRATEGIES ACTIONS EURO CORE +	0	33.042	33.042
**D	STRATEGIE EURO ACTIONS DIVIDEND	0	344.732	344.732
**D	LBPAM ISR ACTIONS EURO LARGE CAP	0	436.932	436.932
**D	TOCQUEVILLE VALUE EURO ISR	0	5.106.835	5.106.835
**D	LBPAM ISR ACTIONS EURO MIN VOL	0	13.283	13.283
**D	LBPAM DIVERSIFIE FOCUS OBLIG 3-5	0	34.591	34.591
**D	TOCQUEVILLE VALUE EUROPE ISR	0	660.359	660.359
**D	TOCQUEVILLE DIVIDENDE ISR	0	1.880.000	1.880.000
**D	LBPAM ISR PRO ACTIONS EURO	0	178.159	178.159
**D	GLOBAL ALLOCATION M	0	140.904	140.904
**D	RENDEMENT DIVERSIFIE M	0	41.409	41.409
**D	EURO VALEUR ISR M	0	1.137.849	1.137.849
**D	SEYOND ACTIONS EUROPEENNES	0	377.545	377.545
**D	CNP ASSUR VALUE ET MOMENTUM	0	62.287	62.287
**D	SEYOND EURO SUSTAINABLE MINVOL	0	47.534	47.534
**D	NATIXIS LCR ACTIONS EURO ESG	0	40.638	40.638
**D	AMFEGEST LONG/SHORT	0	198.000	198.000
**D	ADARA	0	75.000	75.000
**D	HELVETIA I EUROPA	0	910.000	910.000
**D	LO IS (CH) - TARGETNETZERO GLOBAL EX-CH EQUITY	0	11.895	11.895
**D	EDR GLOBAL EQUITIES RDT - DBI	0	21.899	21.899
**D	EDR FUND II - INCOME 2024	0	66.055	66.055
**D	EDMOND DE ROTHSCHILD FUND EQUITY EURO CORE	0	350.400	350.400
**D	EDMOND DE ROTHSCHILD FUND INCOME EUROPE	0	298.830	298.830
**D	EDR SICAV - EURO SUSTAINABLE EQUITY	0	2.683.690	2.683.690
**D	EDR SICAV - EQUITY EURO SOLVE	0	366.096	366.096
**D	EDMOND DE ROTHSCHILD ASSET MANAGEMENT (EDRAM)	0	14.160	14.160
**D	CNP ASSUR EDRAM ACTIONS EUROPE	0	391.610	391.610
**D	FIDEURAM AM SGR - FIDEURAM ITALIA	0	322.000	322.000
**D	FIDEURAM AM SGR - PIANO AZIONI ITALIA	0	4.553.000	4.553.000
**D	FIDEURAM AM SGR - PIANO BILANCIATO ITALIA 50	0	1.018.000	1.018.000
**D	FIDEURAM AM SGR - PIANO BILANCIATO ITALIA 30	0	93.000	93.000

POF

Handwritten signature

LISTA ESITO DELLE VOTAZIONE

Oggetto: Relazione sulla politica di remunerazione e sui compensi corrisposti - Seconda Sezione: relazione sui compensi corrisposti nel 2022 (deliberazione non vincolante) FAVOREVOLI

Badge	Regione Sociale	Proprio	Delega	Totale
**D	MEDIOBANUM VITA S.P.A.	0	2.550.000	2.550.000
**D	MEDIOBANUM GESTIONE FONDI SGR - FLESSIBILE SVILUPPO ITALIA	0	3.200.000	3.200.000
**D	MEDIOBANUM GESTIONE FONDI SGR - FLESSIBILE FUTURO ITALIA	0	20.403.451	20.403.451
**D	INTERFUND SICAV	0	319.000	319.000
**D	DIVERSIFIED EQUITY MASTER PORTFOLIO OF MASTER INV PORTFOLIO	0	27.892	27.892
**D	TOTAL INTERNATIONAL EX U.S. INDEX MASTER PORTFOLIO OF MASTER INV FONDITALIA	0	543.633	543.633
**D	CANADA PENSION PLAN INVESTMENT BOARD (CPPIB)	0	7.218.000	7.218.000
**D	NEW AIRWAYS PENSION SCHEME	0	18	18
**D	BLACKROCK ASSET MANAGEMENT SCHWEIZ AG FOR ISHARES WORLD EX SWITZERLAND ESG SCREENED EQUITY INDEX	0	6.361	6.361
**D	ISHARES WORLD EX SWITZERLAND EQUITY INDEX FUND II (CH)	0	245.296	245.296
**D	MANAGED PENSION FUNDS LIMITED	0	32.921	32.921
**D	SCOTTISH WIDOWS MANAGED INVESTMENT FUNDS ICVC-INTERNATIONAL EQUITY TRACKER FUND	0	2.271.874	2.271.874
**D	AQR FUNDS AQR EQUITY MARKET NEUTRAL FUND	0	27.549	27.549
**D	TEACHER RETIREMENT SYSTEM OF TEXAS	0	1.129.189	1.129.189
**D	THE MONETARY AUTHORITY OF SINGAPORE	0	24.888	24.888
**D	PINEBRIDGE GLOBAL DYNAMIC ASSETALLOCATION FUND LLC	0	2.982.971	2.982.971
**D	THE MONETARY AUTHORITY OF SINGAPORE	0	64.563	64.563
**D	ACOMEA ITALIA	0	83.329	83.329
**D	ACOMEA SGR MULTIFUND PATRIMONIODINAMICO	0	161.057	161.057
**D	ACOMEA MULTI FUND - PATRIMONIO AGGRESSIVO	0	485.000	485.000
**D	ACOMEA EUROPA	0	35.500	35.500
**D	ABN AMRO FUNDS	0	140.000	140.000
**D	SANTANDER EQUALITY ACCIONES FI	0	5.061.480	5.061.480
**D	SANTANDER SOSTENIBLE 2 FI	0	78.534	78.534
**D	ING DIRECT FONDO NARANJA EURO STOXX 50, FI	0	1.248.690	1.248.690
**D	ING DIRECT FONDO NARANJA MODERADO, FI	0	1.194.122	1.194.122
**D	SANTANDER SOSTENIBLE 1 FI	0	450.666	450.666
**D	ING DIRECT FONDO NARANJA DINAMICO, FI	0	20.045	20.045
**D	ING DIRECT FONDO NARANJA CONSERVADOR, FI	0	1.557.314	1.557.314
**D	SANTANDER DIVIDENDO EUROPA FI	0	28.758	28.758
**D	SANTANDER RESPONSABILIDAD SOLIDARIO FI	0	3.043	3.043
**D	EUROPOPULAR INTEGRAL FONDO DE PENSIONES	0	4.738.092	4.738.092
**D	SANTANDER PREVISION COLECTIVA EPSV	0	314.665	314.665
**D	SANTANDER RENTA VARIABLE EUROPA PENSIONES FP	0	26.704	26.704
**D	SANTANDER DIVIDENDO PENSIONES FP	0	14.889	14.889
**D	SANTANDER PREVISION 1 EPSV V9512164	0	6.219	6.219
**D	MI PROYECTO SANTANDER 2025, FP	0	1.240.840	1.240.840
**D	MI PROYECTO SANTANDER 2035, FP	0	1.418.241	1.418.241
**D	MI PROYECTO SANTANDER 2040, FP	0	13.834	13.834
**D	MUTUA UNIVERSAL MUGENAT FP	0	87.532	87.532
**D	SANTANDER AHORRO 38 FP	0	161.535	161.535
**D	MI PROYECTO SANTANDER 2045 PENSIONES FP	0	178.510	178.510
**D	SANTANDER PREVISION 1 EPSV	0	115.800	115.800
**D	SANTANDER AHORRO 28 FP	0	24.783	24.783
**D	SANTANDER AHORRO 28 FP	0	31.190	31.190
**D	SANTANDER AHORRO 28 FP	0	54.090	54.090
**D	SANTANDER AHORRO 28 FP	0	75.985	75.985
**D	SANTANDER AHORRO 28 FP	0	14.000	14.000

908

[Handwritten signature]

LISTA ESITO DELLE VOTAZIONI

OGGETTO: Relazione sulla politica di remunerazione e sui compensi corrisposti - Seconda Sezione: relazione sui compensi corrisposti nel 2022 (deliberazione non vincolante)
FAVOREVOLI

Badge	Regione Sociale	Proprio	Delega	Totale
**D	SANTANDER COLECTIVO RENTA FIJA MIXTA 2 FP	0	35.180	35.180
**D	SANTANDER SOSTENIBLE RENTA VARIABLE GLOBAL PENSIONES FP	0	570.088	570.088
**D	SANTANDER AHORRO 15 FONDO DE PENSIONES	0	55.817	55.817
**D	SANTANDER COLECTIVOS RENTA VARIABLE MIXTA 3, FP	0	32.277	32.277
**D	SANTANDER AHORRO 17 FP	0	115.326	115.326
**D	PREVIUFUTURO F.P.	0	150.404	150.404
**D	SANTANDER COLECTIVOS RENTA VARIABLE MIXTA 1 FP	0	54.026	54.026
**D	COLECTIVOS RENTA VARIABLE MIXTA2, FONDO DE PENSIONES	0	68.609	68.609
**D	BLACKROCK FUTURE CLIMATE AND SUSTAINABLE ECONOMY ETF	0	19.862	19.862
**D	BLACKROCK WORLD EX US CARBON TRANSITION READINESS ETF	0	475.500	475.500
**D	ISHARES ESG AWARE MSCI EAFE INDEX ETF	0	83.969	83.969
**D	ISHARES INTERNATIONAL FUNDAMENTAL INDEX ETF	0	91.269	91.269
**D	ISHARES GLOBAL MONTHLY DIVIDENDINDEX ETF (CAD-HEDGED)	0	50.535	50.535
**D	ISHARES CORE MSCI EAFE IMI INDEX ETF	0	2.022.264	2.022.264
**D	ISHARES MSCI EUROPE IMI INDEX ETF	0	155.903	155.903
**D	ISHARES CORE MSCI TOTAL INTERNATIONAL STOCK ETF	0	8.879.775	8.879.775
**D	ISHARES CORE MSCI INTERNATIONALDEVELOPED MARKETS ETF	0	4.311.439	4.311.439
**D	ISHARES ESG MSCI EAFE LEADERS INDEX ETF	0	4.420	4.420
**D	ISHARES MSCI WORLD ETF	0	393.407	393.407
**D	ISHARES CORE MSCI EAFE ETF	0	43.762.063	43.762.063
**D	ISHARES MSCI INTL VALUE FACTOR ETF	0	2.098.014	2.098.014
**D	ISHARES MSCI INTL SIZE FACTOR ETF	0	2.913	2.913
**D	ISHARES ESG AWARE MSCI EAFE ETF	0	4.649.145	4.649.145
**D	ISHARES MSCI GLOBAL MULTIFACTORETF	0	21.499	21.499
**D	ISHARES MSCI ACWI LOW CARBON TARGET ETF	0	23.718	23.718
**D	ISHARES CORE MSCI EUROPE ETF	0	3.077.092	3.077.092
**D	ISHARES INTERNATIONAL EQUITY FACTOR ETF	0	420.232	420.232
**D	ISHARES GLOBAL INFRASTRUCTURE ETF	0	12.471.402	12.471.402
**D	ISHARES MSCI ITALY ETF	0	5.657.844	5.657.844
**D	ISHARES INTERNATIONAL SELECT DIVIDEND ETF	0	8.029.729	8.029.729
**D	ISHARES MSCI EAFE VALUE ETF	0	15.936.971	15.936.971
**D	ISHARES MSCI KOKUSAI ETF	0	29.910	29.910
**D	ISHARES MSCI EUROZONE ETF	0	11.870.715	11.870.715
**D	ISHARES EUROPE ETF	0	1.416.800	1.416.800
**D	ISHARES MSCI EAFE ETF	0	25.662.039	25.662.039
**D	ISHARES MSCI ACWI EX U.S. ETF	0	1.477.403	1.477.403
**D	ISHARES GLOBAL UTILITIES ETF	0	691.281	691.281
**D	ISHARES MSCI EAFE INTERNATIONALINDEX FUND	0	4.823.145	4.823.145
**D	BLACKROCK UTILITIES INFRASTRUCTURE AND POWER OPPORTUNITIES TRUST	0	3.541.025	3.541.025
**D	ISHARES MSCI ACWI ETF	0	2.274.585	2.274.585
**D	DWS INVESTMENT GMBH FOR DWS ESGSTIFTUNGSFONDS	0	1.000.000	1.000.000
**D	DWS INVESTMENT GMBH FOR MULTIINDEX EQUITY FUND	0	79.464	79.464
**D	DWS INVESTMENT GMBH FOR DWS ESG DYNAMIK	0	5.938	5.938
**D	DWS INVESTMENT GMBH FOR DWS QI EUROZONE EQUITY	0	61.273	61.273
**D	DWS INVESTMENT GMBH FOR BALOISE-AKTIFONDS DWS	0	85.000	85.000
**D	DWS INVESTMENT GMBH FOR DWS DYNAMIC OPPORTUNITIES	0	10.050.000	10.050.000
**D	DWS INVESTMENT GMBH FOR DWS VORSORGE AS (FLEX)	0	59.271	59.271
**D	DWS INVESTMENT GMBH FOR DWS ESGTOP WORLD	0	4.120.000	4.120.000
**D	DWS INVESTMENT GMBH FOR DWS VORSORGE AS (DYNAMIK)	0	146.665	146.665
**D	DWS INVESTMENT GMBH FOR LOEWEN AKTIENFONDS	0	55.000	55.000

Stavros

909

LISTA ESITO DELLE VOTAZIONI

Oggetto: Relazione sulla politica di remunerazione e sui compensi corrisposti - Seconda Sezione: relazione sui compensi corrisposti nel 2022 (deliberazione non vincolante)
FAVOREVOLI

Badge	Regione Sociale	Proprio	Delega	Totale
**D	DWS INVESTMENT GMBH FOR GOTTLIB DALMLER AKTIENFONDS DWS	0	307.878	307.878
**D	DWS INVESTMENT GMBH FOR DWS TOPDIVIDENDE	0	33.087.582	33.087.582
**D	DWS INVESTMENT GMBH FOR E ON AKTIENFONDS DWS	0	75.000	75.000
**D	DWS INVESTMENT GMBH FOR DWS SACHWERTE	0	231.144	231.144
**D	DWS INVESTMENT GMBH FOR ALBATROS FONDS	0	25.397	25.397
**D	DWS INVESTMENT GMBH FOR DWS ESGBALANCE	0	276.157	276.157
**D	ISHARES VII PLC	0	18.026.864	18.026.864
**D	ISHARES VI PUBLIC LIMITED COMPANY	0	127.192	127.192
**D	ISHARES II PUBLIC LIMITED COMPANY	0	18.239.944	18.239.944
**D	ISHARES IV PUBLIC LIMITED COMPANY	0	19.288.551	19.288.551
**D	ISHARES PUBLIC LIMITED COMPANY	0	1.755.924	1.755.924
**D	ISHARES V PUBLIC LIMITED COMPANY	0	1.385.417	1.385.417
**D	ISHARES III PUBLIC LIMITED COMPANY	0	12.422.182	12.422.182
**D	ISHARES STOXX EUROPE 600 UCITS ETF (DE)	0	4.837.605	4.837.605
**D	ISHARES STOXX EUROPE 600 UTILITIES UCITS ETF DE	0	5.069.264	5.069.264
**D	ISHARES STOXX EUROPE 50 UCITS ETF (DE)	0	178.050	178.050
**D	ISHARES STOXX EUROPE LARGE 200 UCITS ETF (DE)	0	79.335	79.335
**D	ISHARES CORE EURO STOXX 50 UCITS ETF (DE)	0	14.483.851	14.483.851
**D	ISHARES DOW JONES EUROZONE SUSTAINABILITY SCREENED UCITS ETF DE	0	501.264	501.264
**D	ISHARES EURO STOXX UCITS ETF (DE)	0	2.775.532	2.775.532
**D	YANECK VECTORS MSCI INTERNATIONAL VALUE ETF AURORA PLACE	0	73.353	73.353
**D	AB GLOBAL RESEARCH INSIGHTS FUND	0	365.610	365.610
**D	RETAIL EMPLOYEES SUPERANNUATION TRUST	0	310.631	310.631
**D	INTERNATIONAL EQUITIES SECTOR TRUST	0	17.776	17.776
**D	PINEBRIDGE GLOBAL DYNAMIC ALLOCATION FUND	0	100.233	100.233
**D	PERPETUAL ECONOMIC DIVERSIFICATION GLOBAL EQUITY FUND	0	114.042	114.042
**D	AWARE SUPER	0	1.763.755	1.763.755
**D	RUSSELL INVESTMENTS TAX EFFECTIVE GLOBAL SHARES FUND	0	118.550	118.550
**D	RUSSELL INVESTMENTS GLOBAL LISTED INFRASTRUCTURE FUND HEDGED	0	177.186	177.186
**D	EMERGENCY SERVICES SUPERANNUATION SCHEME	0	26.186	26.186
**D	COMMONWEALTH BANK GROUP SUPER	0	305.912	305.912
**D	REALINDEX GLOBAL SHARE FUND (SCREENED)	0	216.072	216.072
**D	RUSSELL INVESTMENTS SUSTAINABLEGLOBAL SHARES EX FOSSIL FUEL S FUND LVL 3	0	13.210	13.210
**D	RUSSELL INVESTMENTS LOW CARBON GLOBAL SHARES FUND	0	124.032	124.032
**D	COMMONWEALTH BANK GROUP SUPER	0	93.779	93.779
**D	PEOPLE'S BANK OF CHINA	0	4.302.735	4.302.735
**D	PEOPLE'S BANK OF CHINA	0	2.208.617	2.208.617
**D	FLOURISH INVESTMENT CORPORATION	0	586.709	586.709
**D	SKANDINAVISKA ENSKILDA BANKEN AB (PUBL) - LUXEMBOURG BRANCH	0	1.638.091	1.638.091
**D	HAWKES JAMES B.	0	24.160	24.160
**D	RFS OPCO LLC	0	656	656
**D	AGF GLOBAL SUSTAINABLE BALANCEDCLASS	0	209.317	209.317
**D	AGFIO ENHANCED GLOBAL INFRASTRUCTURE ETF	0	239.595	239.595
**D	CI GLOBAL ASSET ALLOCATION PRIVATE POOL	0	314.033	314.033
**D	WINDWISE MSCI EAFE INDEX NON-LENDING, FUND FOR EXEMPT ORG.	0	271.432	271.432
**D	RENAISSANCE INTERNATIONAL EQUITY PRIVATE POOL	0	48.354	48.354
**D	THE CANADA LIFE ASSURANCE COMPANY	0	389.963	389.963
**D	CIBC INTERNATIONAL INDEX FUND	0	1	1
**D	CIBC EUROPEAN INDEX FUND	0	1	1
**D	CIBC INTERNATIONAL EQUITY INDEXPOOL	0	10.520	10.520

Pilo

Stefano Rinaldi

10 maggio 2023 16.43.41

ENEL S.p.A.

Assemblea Ordinaria del 10 maggio 2023

LISTA ESITO DELLE VOTAZIONE

Oggetto: Relazione sulla politica di remunerazione e sui compensi corrisposti - Seconda Sezione: relazione sui compensi corrisposti nel 2022 (deliberazione non vincolante) **FAVOREVOLI**

Badge	Ragione Sociale	Proprio	Delega	Totale
**D	AGF EUROPEAN EQUITY FUND	0	111.416	111.416
**D	AGF GLOBAL REAL ASSETS FUND	0	55.066	55.066
**D	HIGHSTREET GLOBAL EQUITY FUND	0	32.772	32.772
**D	HIGHSTREET INTERNATIONAL EQUITYFUND A	0	17.630	17.630
**D	INTERNATIONAL EQUITY FUND	0	1.769.134	1.769.134
**D	MACK EAFE EQUITY POOL	0	204.995	204.995
**D	TD MORNINGSTAR ESG INTERNATIONAL EQUITY INDEX ETF	0	2.190	2.190
**D	IMPERIAL INTERNATIONAL EQUITY POOL	0	206.103	206.103
**D	CIBC PENSION PLAN	0	12.046	12.046
**D	CANADA LIFE GLOBAL INFRASTRUCT EQUITY FUND	0	16.598	16.598
**D	CIBC INTERNATIONAL EQUITY INDEXETF	0	9.939	9.939
**D	PURPOSE INTERNATIONAL DIVIDEND FUND	0	26.946	26.946
**D	TD EMERALD INTERNATIONAL EQUITYINDEX FUND	0	1.637.496	1.637.496
**D	MACKENZIE GREENCHIP GLOBAL ENVIRONMENTAL ALL CAP FUND	0	11.743.227	11.743.227
**D	MACKENZIE GLOBAL LOW VOLATILITYEQUITY FUND	0	18.381	18.381
**D	MACKENZIE INTERNATIONAL EQUITY INDEX ETF	0	201.859	201.859
**D	IG MACKENZIE GLOBAL INFRASTRUCTURE CLASS	0	122.638	122.638
**D	IMPERIAL OVERSEAS EQUITY POOL	0	41.859	41.859
**D	MACKENZIE GREENCHIP GLOBAL ENVIRONMENTAL EQUITY FUND	0	442.631	442.631
**D	MACKENZIE GREENCHIP GLOBAL EQUITY POOL	0	1.195.000	1.195.000
**D	MACKENZIE GREENCHIP GLOBAL ENVIRONMENTAL FUND	0	26.250	26.250
**D	THE GLENMORE CANADIAN PENSION FUNDS TRUST-REAL ASSETS FUND	0	29.655	29.655
**D	BLACKROCK STRATEGIC FUNDS	0	6.186.183	6.186.183
**D	BLACKROCK GLOBAL INDEX FUNDS	0	460.117	460.117
**D	DWS INVEST	0	13.866.923	13.866.923
**D	DWS MULTI ASSET PIR FUND	0	590.000	590.000
**D	DWS FIXED MATURITY	0	184.673	184.673
**D	DWS INVESTMENT SA FOR DWS ESG EUROPEAN EQUITIES	0	424.881	424.881
**D	DWS INVESTMENT SA FOR ARERO DER WELTFONDS	0	208.217	208.217
**D	STATE STREET GLOBAL ADVISORS LUXEMBOURG SICAV	0	2.549.346	2.549.346
**D	XTRACKERS	0	24.450.115	24.450.115
**D	COHEN AND STEERS SICAV	0	59.707	59.707
**D	GOLDMAN SACHS FUNDS	0	6.419.311	6.419.311
**D	FINEBRIDGE INVESTMENTS FCP RAIF	0	121.076	121.076
**D	AXA WORLD FUNDS	0	4.200.000	4.200.000
**D	DWS INVEST II	0	1.210.580	1.210.580
**D	ZURICH	0	48.476	48.476
**D	DWS INVESTMENT SA FOR DWS MULTIOPPORTUNITIES	0	569.834	569.834
**D	GLOBAL ADVANTAGE FUNDS	0	47.122	47.122
**D	DWS CONCEPT	0	12.500.000	12.500.000
**D	ALPS INTERNATIONAL SECTOR DIVIDEND DOGS ETF	0	702.536	702.536
**D	ABERDEEN GLOBAL INFRASTRUCTURE FUND	0	203.500	203.500
**D	UNITED TECHNOLOGIES CORPORATIONEMPLOYEE SAVINGS PLAN MASTER TRU	0	2.079.365	2.079.365
**D	BEAR CREEK INC	0	48.052	48.052
**D	BMO EUROPE HIGH DIVIDEND COVERED CALL ETF	0	3.794.844	3.794.844
**D	CP INTERNATIONAL PARTNERS	0	24.557	24.557
**D	COLLEGE RETIREMENT EQUITIES FUND	0	27.610.073	27.610.073
**D	TIRACREF SOCIAL CHOICE INTERNATIONAL EQUITY FUND	0	1.466.159	1.466.159
**D	BMO MSCI EAFE ESG LEADERS INDEXETF	0	56.170	56.170
**D	CAPULA TAIL RISK MASTER FUND LIMITED	0	7.764	7.764

Pagina 53

Azionisti: 3.327 Teste: 21
 Azionisti in proprio: 11 Azionisti in delega: 3.316

Pee

Stoicini

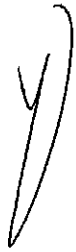
LISTA ESITO DELLE VOTAZIONI

Oggetto: Relazione sulla politica di remunerazione e sui compensi corrisposti - Seconda Sezione: relazione sui compensi corrisposti nel 2022 (deliberazione non vincolante) FAVOREVOLI

Badge	Regione Sociale	Proprio	Delega	Totale
**D	COMMONFUND SCREENED GLOBAL EQUITY LLC	0	16.800	16.800
**D	XTRACKERS (IE) PUBLIC LIMITED COMPANY	0	3.911.549	3.911.549
**D	ABERDEEN STANDARD GLOBAL INFRASTRUCTURE INCOME FUND	0	1.807.900	1.807.900
**D	RUSSELL INVESTMENT COMPANY INTERNATIONAL DEVELOPED MARKETS FUND	0	1.151.291	1.151.291
**D	CENTRAL PROVIDENT FUND BOARD	0	26.285	26.285
**D	CITY UNIVERSITY OF NEW YORK	0	8.805	8.805
**D	FIDUCIE GLOBALE DES REGIMES DERETRAITE DE LA SOCIETE DE TRANSPORT DE MONTREAL	0	99.700	99.700
**D	NEI GLOBAL EQUITY POOL	0	118.522	118.522
**D	ANIMA FUNDS PUBLIC LIMITED COMPANY	0	3.297.086	3.297.086
**D	BON SECOURS MERCY HEALTH	0	1.049.252	1.049.252
**D	GOVERNMENT PENSION INVESTMENT FUND	0	12.324.574	12.324.574
**D	GOVERNMENT PENSION INVESTMENT FUND	0	27.013.623	27.013.623
**D	GOVERNMENT PENSION INVESTMENT FUND	0	14.431.175	14.431.175
**D	THE REGENTS OF THE UNIVERSITY OF CALIFORNIA	0	7.168.523	7.168.523
**D	CALVERT IMPACT FUND INC CALVERT GLOBAL ENERGY SOLUTIONS FUND	0	179.083	179.083
**D	CALVERT VP EAFE INTERNATIONAL INDEX PORTFOLIO	0	66.362	66.362
**D	FIDELITY GLOBAL EX-U.S. EQUITY INDEX INSTITUTIONAL TRUST	0	1.311	1.311
**D	GUARDIAN GLOBAL UTILITIES VIP FUND	0	387.011	387.011
**D	TANGERINE DIVIDEND PORTFOLIO	0	188.175	188.175
**D	TANGERINE BALANCED INCOME PORTFOLIO	0	16.621	16.621
**D	THE COLORADO HEALTH FOUNDATION	0	58.029	58.029
**D	RUSSELL INVESTMENT COMPANY MULTIASSET GROWTH STRATEGY FUND	0	33.611	33.611
**D	RUSSELL INVESTMENT COMPANY TAXMANAGED REAL ASSETS FUND	0	220.044	220.044
**D	RUSSELL AARP BALANCED RETIREMENT FUND	0	3.154	3.154
**D	HARTFORD REAL ASSET FUND	0	51.982	51.982
**D	AMERICAN FUNDS INSURANCE SERIESNEW WORLD FUND	0	435.216	435.216
**D	JNL/JPMORGAN GLOBAL ALLOCATION FUND	0	15.330	15.330
**D	JNL/DEFA INTERNATIONAL CORE EQUITY FUND	0	60.218	60.218
**D	OPENWORLD PUBLIC LIMITED COMPANY	0	899.690	899.690
**D	RUSSELL INVESTMENT COMPANY V PLC	0	124.938	124.938
**D	CAYMAN ISLANDS CHAMBER OF COMMERCE PENSION FUND	0	45.137	45.137
**D	STATE STREET GLOBAL ALL CAP EQUITY EXUS INDEX PORTFOLIO	0	1.584.048	1.584.048
**D	STATE STREET INTERNATIONAL DEVELOPED EQUITY INDEX PORTFOLIO	0	1.583.881	1.583.881
**D	LOS ANGELES COUNTY EMPLOYEES RETIREMENT ASSOCIATI	0	1.984.885	1.984.885
**D	INTE KAPITALANLAGEGESELLSCHAFT MBH FOR DC EUROLAND EQUITIES	0	1.084.531	1.084.531
**D	LVIP BLACKROCK GLOBAL ALLOCATION FUND	0	46.894	46.894
**D	COUNTY OF LOS ANGELES DEFERRED COMPENSATION AND THRIFT PLAN	0	2.834.743	2.834.743
**D	MBB PUBLIC MARKETS I LLC	0	583.742	583.742
**D	BMO MSCI TECH AND INDUSTRIAL INNOVATION INDEX ETF	0	4.698	4.698
**D	BMO MSCI EAFE INDEX ETF	0	2.575.938	2.575.938
**D	BMO INTERNATIONAL DIVIDEND ETF	0	927.290	927.290
**D	UNIVERSAL-INVESTMENT-GESELLSCHAFT MBH FOR FINREON SGRB CARBON FOCUS	0	19.636	19.636
**D	STATE OF ALASKA RETIREMENT AND BENEFITS PLANS	0	158.212	158.212
**D	DETROIT EDISON QUALIFIED NUCLEAR DECOMMISSIONING TRUST	0	67.185	67.185
**D	CAISSE DE DEPOT ET PLACEMENT DUQUEBEC	0	1.926.723	1.926.723
**D	BRIGHTHOUSE FUNDS TRUST I SCHROEDERS GLOBAL MULTIASSET PORTFOLIO	0	37.808	37.808
**D	MICROSOFT CORPORATION SAVINGS PLUS 401(K) PLAN	0	2.837.981	2.837.981
**D	RUSSELL INVESTMENT COMPANY TAXMANAGED INTERNATIONAL EQUITY FUND	0	1.706.641	1.706.641
**D	RUSSELL INVESTMENT COMPANY GLOBAL INFRASTRUCTURE FUND	0	367.311	367.311
**D	LORD ABBETT SECURITIES TRUST-LORD ABBETT INTERNATIONAL VALUE FUN	0	1.086.680	1.086.680

Plz

[Handwritten signature]



LISTA ESITO DELLE VOTAZIONE

Oggetto: Relazione sulla politica di remunerazione e sui compensi corrisposti - Seconda Sezione: relazione sui compensi corrisposti nel 2022 (deliberazione non vincolante)
FAVOREVOLI

Badge	Ragione Sociale	Proprio	Delega	Totale
**D	FRANKLIN TEMPLETON ETF TRUST - FRANKLIN FTSE ITALY ETF	0	80.852	80.852
**D	FRANKLIN TEMPLETON ETF TRUST-FRANKLIN LIBERTYQ INT'L EQUITY HEDG	0	379.852	379.852
**D	FRANKLIN INTERNATIONAL EQUITY INDEX ETF	0	58.996	58.996
**D	HAND COMPOSITE EMPLOYEE BENEFIT TRUST	0	32.091	32.091
**D	TRANSAMERICA MORGAN STANLEY GLOBAL ALLOCATION VF	0	86.289	86.289
**D	TRANSAMERICA INTERNATIONAL STOCK	0	86.462	86.462
**D	TANGERINE BALANCED PORTFOLIO	0	109.448	109.448
**D	TANGERINE BALANCED GROWTH PORTFOLIO	0	135.373	135.373
**D	AMERICAN FUNDS INSURANCE SERIESINTL GROWTH AND INCOME FUND	0	284.058	284.058
**D	ROCHE U. S. RETIREMENT PLANS MASTER TRUST	0	319.572	319.572
**D	LAZARD INTERNATIONAL EQUITY (CANADA) FUND	0	45.549	45.549
**D	MASSMUTUAL SELECT T ROWE PRICE INTERNATIONAL EQUITY FUND	0	671.822	671.822
**D	DWS GLOBAL INCOME BUILDER FUND	0	95.267	95.267
**D	DWS GLOBAL INCOME BUILDER VIP	0	17.190	17.190
**D	INVESCO ADVANTAGE INTERNATIONAL FUND	0	2.767	2.767
**D	MULTI STYLE MULTI MANAGER FUNDSPLC	0	407.568	407.568
**D	CISCO SYSTEMS FOUNDATION	0	29.483	29.483
**D	INSTITUTIONAL RETIREMENT TRUST	0	159.615	159.615
**D	MDPRM INTERNATIONAL EQUITY INDEX POOL	0	415.803	415.803
**D	THE PRUDENTIAL INSURANCE COMPANY OF AMERICA	0	279.171	279.171
**D	RHUMBLINE INTERNATIONAL POOLED INDEX TRUST	0	212.247	212.247
**D	RHUMBLINE LOW CARBON INDEX FUNDLLC	0	188.609	188.609
**D	SPDR PORTFOLIO MSCI GLOBAL STOCK MARKET ETF	0	75.742	75.742
**D	SPDR MSCI EAFE FOSSIL FUEL RESERVES FREE ETF	0	144.666	144.666
**D	SPDR MSCI EAFE STRATEGICFACTORSETF	0	224.632	224.632
**D	MOUNT HATTON INVESTMENTS LIMITED	0	18.193	18.193
**D	MERCER UCITS COMMON CONTRACTUAL FUND	0	26.954	26.954
**D	MERCER QIF COMMON CONTRACTUAL FUND	0	2.715.676	2.715.676
**D	MARIGOLD TACTICAL STRATEGIES LTD	0	38.258	38.258
**D	NBI GLOBAL REAL ASSETS INCOME ETF	0	2.140.763	2.140.763
**D	MARYLAND STATE RETIREMENT PENSION SYSTEM	0	276.384	276.384
**D	TALCOTT RESOLUTION LIFE INSURANCE COMPANY	0	72.260	72.260
**D	NORTHROP GRUMMAN CORPORATION VERBA MASTER TRUST I	0	26.125	26.125
**D	MUSASHI SMART PREMIA FUND	0	9.320	9.320
**D	ALLIANCEBERNSTEIN EUROPEAN OPPORTUNITIES SERIES	0	2.728.747	2.728.747
**D	T. ROWE PRICE GLOBAL ALLOCATION FUND	0	23.248	23.248
**D	CITY OF NEW YORK GROUP TRUST	0	74.746	74.746
**D	PES:PIMCO RAFI DYNAMIC MULTI-FACTOR INTERNATIONAL EQUITY ETF	0	23.597.143	23.597.143
**D	ALASKA COMMON TRUST FUND	0	267.103	267.103
**D	DWS INVESTMENT GMBH FOR DEAM-FONDS BG 2	0	15.000	15.000
**D	DWS INVESTMENT GMBH FOR DEAM FONDS FMB 1	0	8.800	8.800
**D	DWS INVESTMENT GMBH FOR DEAM FONDS ABFI	0	30.000	30.000
**D	THE INCUBATION FUND LTD	0	3.597	3.597
**D	DWS INVESTMENT GMBH FOR DEAM-FONDS RKES	0	67.225	67.225
**D	DWS INVESTMENT GMBH FOR DEAM FONDS KDE 1	0	16.000	16.000
**D	DWS INVESTMENT GMBH FOR DEAM FONDS WOP 2	0	105.619	105.619
**D	DWS INVESTMENT GMBH FOR DEAMFONDS KGFENSIONEN	0	48.546	48.546
**D	THRIVENT INTERNATIONAL INDEX PORTFOLIO	0	87.659	87.659
**D	THRIVENT INTERNATIONAL ALLOCATION FUND	0	442.464	442.464
**D	RUSSELL INVESTMENTS FOCUSED GLOBAL EQUITY POOL	0	16.992	16.992

Handwritten signature or mark at the bottom right of the page.

913



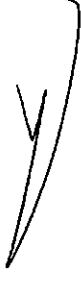
LISTA ESITO DELLE VOTAZIONE

Oggetto: Relazione sulla politica di remunerazione e sui compensi corrisposti - Seconda Sezione: relazione sui compensi corrisposti nel 2022 (deliberazione non vincolante) FAVOREVOLI

Badge	Ragione Sociale	Proprio	Delega	Totale
**D	DWS INVESTMENT GMBH FOR DEAM FONDS PTF	0	42.300	42.300
**D	DWS INVESTMENT GMBH FOR DEAM FONDS SVSM	0	29.830	29.830
**D	THRIVENT GLOBAL STOCK FUND	0	339.303	339.303
**D	THRIVENT LOW VOLATILITY EQUITY FUND	0	8.722	8.722
**D	THRIVENT GLOBAL STOCK PORTFOLIO	0	254.953	254.953
**D	THRIVENT LOW VOLATILITY EQUITY PORTFOLIO	0	14.846	14.846
**D	THRIVENT CORE INTERNATIONAL EQUITY FUND	0	359.705	359.705
**D	RUSSELL INVESTMENTS INSTITUTIONAL FUNDS, LLC INTERNATIONAL EQUIT	0	328.090	328.090
**D	RUSSELL INVESTMENTS INSTITUTIONAL FUNDS, LLC MULTI ASSET COR E PLUS FUND	0	340.099	340.099
**D	RUSSELL INVESTMENTS INSTITUTIONAL FUNDS, LLC GLOBAL LISTED INFRA	0	338.634	338.634
**D	THE BANK OF KOREA	0	199.964	199.964
**D	THE BANK OF KOREA	0	551.744	551.744
**D	STATE STREET IRELAND UNIT TRUST	0	776.710	776.710
**D	THE STATE OF CONNECTICUT, ACTING THROUGH ITS TREASURER	0	7.710.642	7.710.642
**D	SERVICES GROUP OF AMERICA INC	0	26.285	26.285
**D	HONG KONG SPECIAL ADMINISTRATIVE REGION GOVERNMENTEXCHANGE FUND	0	10.539	10.539
**D	PUBLIC EMPLOYEES' LONG-TERM CARE FUND	0	3.972.519	3.972.519
**D	SSGA SPDR ETFS EUROPE I PUBLIC LIMITED COMPANY	0	1.116.947	1.116.947
**D	SSGA SPDR ETFS EUROPE II PUBLICLIMITED COMPANY	0	5.588.975	5.588.975
**D	TJ-QUALIFIED LLC	0	224.463	224.463
**D	AMERICAN CENTURY ETF TRUST-AVANTIS INTERNATIONAL EQUITY ETF	0	533.175	533.175
**D	AMERICAN CENTURY INVESTMENT MANAGEMENT INC	0	2.617	2.617
**D	AMERICAN CENTURY ETF TRUST-AVANTIS INTERNATIONAL EQUITY FUND	0	34.142	34.142
**D	MTB FRANK RUSSELL INVS JAPAN LIMITED INT EQUITY FUND	0	182.806	182.806
**D	DWS INVESTMENT GMBH FOR DWS-FONDS CAESAR 1	0	107.000	107.000
**D	ARCHITAS MULTIMANAGER GLOBAL FUNDS UNIT TRUST	0	66.040	66.040
**D	THE WALT DISNEY COMPANY RETIREMENT PLAN MASTER TRUST	0	247.889	247.889
**D	THE MASTER TRUST BANK OF JAPAN, LTD. AS TRUSTEE FOR DWS CONCEPTKALDEMORGEN MOTHER FUND	0	275.575	275.575
**D	TRUST I AB GLOBAL DYNAMIC ALLOCATION PORTFOLIO	0	361.949	361.949
**D	AMERICAN REACON INTERNATIONAL EQUITY FUND	0	882.000	882.000
**D	DWS INVESTMENT GMBH FOR DEAMFONDS WCP 1	0	132.174	132.174
**D	LORD ABBETT SECURITIES TRUST-LORD ABBETT INTERNATIONAL EQUITY FD	0	478.358	478.358
**D	FEI SELECT, LLC	0	282.625	282.625
**D	NICOLA GLOBAL EQUITY FUND	0	1.489.000	1.489.000
**D	CALVERT INTERNATIONAL RESPONSIBLE INDEX FUND	0	398.687	398.687
**D	PARAMETRIC INTERNATIONAL EQUITYFUND	0	241.988	241.988
**D	EATON VANCE RICHARD BERNSTEIN ALL ASSET STRATEGY FUND	0	180.039	180.039
**D	PARKER FOUNDATION INC	0	73.353	73.353
**D	FRANKLIN TEMPLETON ETF TRUST - FRANKLIN FTSE EUROPE HEDGED ETF	0	10.602	10.602
**D	TAKMANAGED INTERNATIONAL EQUITYPORTFOLIO	0	40.123	40.123
**D	TAIPEI FUBON COMMERCIAL BANK CO.,LTD D IN ITS CAPACITY AS MASTERCHUSTODI AN OF PINEBRIDGE THEMATI	0	77.809	77.809
**D	SCOTIA INTERNATIONAL EQUITY INDEX TRACKER ETF	0	91.174	91.174
**D	TRANSAMERICA INTERNATIONAL EQUITY INDEX VP	0	37.281	37.281
**D	INVESCO MULTI SERIES FUNDS-INVESCO GLOBAL TARGETED RETURNS FUND	0	1.350	1.350
**D	WILLIAM BLAIR INTERNATIONAL SMALL CAP GROWTH FUND	0	7.784	7.784
**D	STICHTING ING CDC PENSIOENFONDS	0	195.739	195.739
**D	VANECK FUNDS-ENVIRONMENTAL SUSTAINABILITY FUND	0	7.600	7.600
**D	RUSSELL INVESTMENT COMPANY PLC	0	643.075	643.075
**D	JNL/MELLON MSCI WORLD INDEX FUND	0	52.771	52.771
**D	TANGERINE EQUITY GROWTH PORTFOLIO	0	164.402	164.402

926

Swanwick



LISTA ESITO DELLE VOTAZIONE

Oggetto: Relazione sulla politica di remunerazione e sui compensi corrisposti - Seconda Sezione: relazione sui compensi corrisposti nel 2022 (deliberazione non vincolante)
FAVOREVOLI

Badge	Ragione Sociale	Proprio	Delega	Totale
**D	FIRST CHURCH OF CHRIST SCIENTIST	0	19.830	19.830
**D	FRANK RUSSEL INSTITUTIONAL FUNDS PLC	0	13.394	13.394
**D	LVIP SSGA INTERNATIONAL INDEX FUND	0	1.170.072	1.170.072
**D	LVIP SSGA DEVELOPED INTERNATIONAL 150 FU	0	123.033	123.033
**D	LVIP DIMENSIONAL INTERNATIONAL CORE EQUITY FUND	0	123.556	123.556
**D	PRUDENTIAL TRUST COMPANY COLLECTIVE TRUST	0	138.072	138.072
**D	MGI FUNDS PLC	0	556.222	556.222
**D	RUSSELL INVESTMENTS MULTIASET FACTOR EXPOSURE FUND	0	72.787	72.787
**D	STATE OF NEW JERSEY COMMON PENSION FUND D	0	4.842.675	4.842.675
**D	STICHTING NN CDC PENSIOENFONDS	0	34.173	34.173
**D	BRIGHTHOUSE FUNDS TRUST I - PANAGOR A GLOBAL DIVERSIFIED RISK PORTFOLIO	0	41.848	41.848
**D	PIMCO EQUITY SERIES: PIMCO DIVIDEND AND INCOME FUND	0	66.253	66.253
**D	PIMCO EQUITY SERIES: PIMCO RAE INTERNATIONAL FUND	0	1.536.391	1.536.391
**D	PRUDENTIAL HONG KONG LIMITED	0	3.813.560	3.813.560
**D	DWS INVESTMENT GMBH FOR DEAM FONDS TOCO	0	88.400	88.400
**D	DWS INVESTMENT GMBH FOR DEAMFONDSSECA 1	0	39.454	39.454
**D	STICHTING PENSIOENFONDS WERK EN (RE) INTEGRATIE	0	511.873	511.873
**D	DWS INVESTMENT GMBH FOR DEAM-FONDS DEUK	0	37.605	37.605
**D	DWS INVESTMENT GMBH FOR DEAM FONDS CA IV	0	20.057	20.057
**D	DWS INVESTMENT GMBH FOR DEAM FONDS RHEIN	0	95.114	95.114
**D	DWS INVESTMENT GMBH FOR DEAM FONDS PMF 1	0	140.000	140.000
**D	DWS INVESTMENT GMBH FOR DEAM FONDS SFBWL	0	500.000	500.000
**D	DWS INVESTMENT GMBH FOR DEAM FONDS SILM 1	0	170.000	170.000
**D	DWS INVESTMENT GMBH FOR DEAM FONDS RTU 1	0	7.042	7.042
**D	DWS INVESTMENT GMBH FOR DEAM FONDS PSF 1	0	11.702	11.702
**D	DWS INVESTMENT GMBH FOR DEAM FONDS LHG 1	0	107.711	107.711
**D	DWS INVESTMENT GMBH FOR DEAM FONDS OKA	0	29.995	29.995
**D	DWS INVESTMENT GMBH FOR DEAM NKS FONDS	0	70.000	70.000
**D	RUSSELL INVESTMENTS GLOBAL INFRASTRUCTURE POOL	0	1.658.463	1.658.463
**D	RUSSELL OVERSEAS EQUITY POOL	0	133.612	133.612
**D	DWS INVESTMENT GMBH FOR DEAMFONDS FES	0	70.000	70.000
**D	DWS INVESTMENT GMBH FOR DEAMFONDS KLF 1	0	87.100	87.100
**D	DEAM-FONDS CPT	0	90.000	90.000
**D	RUSSELL INVESTMENTS INSTITUTIONAL FUNDS LLC SUSTAINABLE MULTI ASSET I-ASSET GROWTH FUND	0	144.576	144.576
**D	FOLKSAM OMSIESIDIG LIVFORSAKRING	0	389.943	389.943
**D	DWS INVESTMENT GMBH FOR DEAM FONDS LWI	0	10.507	10.507
**D	DWS INVESTMENT GMBH FOR DEUTSCHE BERGBURG 15	0	50.000	50.000
**D	CALIFORNIA STATE TEACHERS' RETIREMENT SYSTEM	0	20.126.736	20.126.736
**D	STATE STREET CCF	0	60.852	60.852
**D	WILMINGTON TRUST COLLECTIVE INVESTMENT TRUST	0	1.218.363	1.218.363
**D	WELLS FARGO INTERNATIONAL GROWTH PORTFOLIO	0	66.166	66.166
**D	WELLS FARGO FACTOR ENHANCED INTERNATIONAL PORTFOLIO	0	176.929	176.929
**D	WASHINGTON STATE INVESTMENT BOARD	0	2.978.981	2.978.981
**D	EMPOWER ANNUITY INSURANCE COMPANY	0	303.168	303.168
**D	WISDOMTREE INTERNATIONAL EFFICIENT CORE FUND	0	132.634	132.634
**D	THE WELLINGTON TR CO NATL ASSOCIATED COLLECTIVE INVESTMENT FDS TR	0	3.340.724	3.340.724
**D	WTCN COMMON TRUST FUNDS TRUST ENDURING ASSETS PORTFOLIO	0	1.477.852	1.477.852
**D	HC CAPITAL TRUST- THE INTERNATIONAL EQUITY PORTFOLIO	0	47.935	47.935
**D	SILVAN PARTNERS, LLC	0	14.338	14.338
**D	VANGUARD FTSE DEVELOPED EX NORTH AMERICA HIGH DIVIDEND YIELD IND	0	63.519	63.519

PS

Handwritten signature

LISTA ESITO DELLE VOTAZIONE

Oggetto: Relazione sulla politica di remunerazione e sui compensi corrisposti - Seconda Sezione: relazione sui compensi corrisposti nel 2022 (deliberazione non vincolante) FAVOREVOLI

Badge	Ragione Sociale	Proprio	Delega	Totale
**D	VANECK LOW CARBON ENERGY ETF	0	2.345.878	2.345.878
**D	UNIVERSALINVESTMENTGESELLSCHAFTMBH FOR PROUFONDS SAA	0	819.270	819.270
**D	FIDELITY INV TRUST FIDELITY SERIES INT VALDE FUND	0	3.707.650	3.707.650
**D	SST GLOB ADV TAX EXEMPT RETIREMENT PLANS	0	35.848.614	35.848.614
**D	STATE STREET TOTAL RETURN VIS FUND	0	132.554	132.554
**D	THE AB PORTFOLIOS AB ALL MARKET TOTAL RETURN PORTFOLIO	0	31.780	31.780
**D	COHEN & STEERS INFRASTRUCTURE FUND, INC.	0	1.694.974	1.694.974
**D	COHEN & STEERS ALTERNATIVE INCOME FUND, INC	0	16.540	16.540
**D	KAISER PERMANENTE GROUP TRUST	0	203.961	203.961
**D	UNIVERSALINVESTMENTGESELLSCHAFTMBH FOR RMFFONDS	0	12.575	12.575
**D	SCHWAB FUNDAMENTAL INTERNATIONAL LARGE COMPANY INDEX ETF	0	8.086.186	8.086.186
**D	SCHWAB INTERNATIONAL OPPORTUNITIES FUND	0	133.989	133.989
**D	AB CANADA GLOBAL STRATEGIC COREEQUITY FUND	0	139.894	139.894
**D	AB CAN INT VALUE EQUITY CAP-WEIGHTED, UNHEGDED FUND	0	307.340	307.340
**D	AB TRUST - AB INTERNATIONAL VALUE FUND	0	49.576	49.576
**D	JOHN HANCOCK TRUST COMPANY COLLECTIVE INVESTMENT TRUST	0	163.716	163.716
**D	JOHN HANCOCK MULTIFACTOR DEVELOPED INTERNATIONAL ETF	0	1.186.730	1.186.730
**D	JOHN HANCOCK VARIABLE INSURANCE TRUST STRAT EQ ALLOCATION TRUST	0	3.441.884	3.441.884
**D	JOHN HANCOCK INFRASTRUCTURE FUND	0	82.087	82.087
**D	PUTNAM RETIREMENT ADVANTAGE GAAINCOME STRATEGIES PORTFOLIO	0	83.382	83.382
**D	PUTNAM RETIREMENT ADVANTAGE GAAEQUITY PORTFOLIO	0	528.000	528.000
**D	INVE KAPTALANLAGEGESELLSCHAFT MBH FOR LHPRIVATRENTAKTIEN	0	55.000	55.000
**D	VFV ALLGEMEINE VERSICHERUNGSAG	0	94.429	94.429
**D	GOLDMAN SACHS MULTIMANAGER REALASSETS STRATEGY FND	0	5.906	5.906
**D	GOLDMAN SACHS TRUST GOLDMAN SACHS GLOBAL MANAGED BETA FUND	0	689.082	689.082
**D	RUSSELL INVESTMENTS TRUST COMPANY COMINGLED EMPLOYEE BENEFIT FUNDS TRUST	0	574.113	574.113
**D	RSS INV COMINGLED EMPLOYEE BENEFIT FUNDS TRUST	0	234.235	234.235
**D	SSB CUSTODIAL SERVICES IREL RUSSELL INVS IREL	0	31.410	31.410
**D	IBM RETIREMENT PLAN	0	2.598.049	2.598.049
**D	THORNBURG INCOME BUILDER OPPORTUNITIES TRUST	0	31.270	31.270
**D	DWS INVESTMENT GMBH FOR DEAM FONDS BBS	0	60.040	60.040
**D	UNIVERSALINVESTMENTGESELLSCHAFTMBH FOR UIFONDS AKTIEN WORLD ESG	0	59.905.671	59.905.671
**D	THORNBURG INVESTMENT INCOME BUILDER FUND	0	1.129.329	1.129.329
**D	THORNBURG BETTER WORLD INTERNATIONAL FUND	0	23.632	23.632
**D	UNIVERSALINVESTMENTGESELLSCHAFTMBH FOR CTWI 1 UI	0	26.800	26.800
**D	UNIVERSALINVESTMENTGESELLSCHAFTMBH FOR HL RESERVEFONDS	0	6.465.257	6.465.257
**D	REAVES UTILITY INCOME FUND	0	128.760	128.760
**D	MATS MSCI KOKUSAI INDEX MOTHER FUND	0	3.073	3.073
**D	AMERICAN CENTURY ETF TRUST-AVANTIS RESPONSIBLE INTERNATIONAL EQUITY ETF	0	5.952	5.952
**D	SPDR MSCI WORLD STRATEGICFACTORS ETF	0	5.937.316	5.937.316
**D	AB GLOBAL RESEARCH INSIGHTS SERIES	0	1.210.490	1.210.490
**D	ALLIANCEBERNSTEIN DELAWARE BUSINESS TRUST - AB INTERNATIONAL STRATEGIC EQUITIES SERIES	0	1.692.521	1.692.521
**D	ALLIANCEBERNSTEIN DELAWARE BUSINESS TRUST-AB GLOBAL RESEARCH INSIGHTS SERIES II	0	60.000	60.000
**D	UNIVERSAL-INVESTMENT-GESELLSCHAFT MBH FOR FINREON SGK TAIL RISK CONTROL (WORLD) ESG	0	3.355	3.355
**D	LM FUND LP	0	1.030	1.030
**D	VNL LP	0	303.775	303.775
**D	NUVEEN GLOBAL EQUITY INCOME FUND	0	1.763.128	1.763.128
**D	NUVEEN REAL ASSET INCOME FUND	0	291.744	291.744
**D	NUVEEN MULTI-ASSET INCOME FUND	0	780.036	780.036
**D	NUVEEN REAL ASSET INCOME & GROWTH FUND	0		

816

Handwritten signature



LISTA ESITO DELLE VOTAZIONE

Oggetto: Relazione sulla politica di remunerazione e sui compensi corrisposti - Seconda Sezione: relazione sui compensi corrisposti nel 2022 (deliberazione non vincolante)
FAVOREVOLI

Badge	Ragione Sociale	Proprio	Delega	Totale
**D	FIDELITY COVINGTON TRUST: FIDELITY INTL HIGH DIVIDEND ETF	0	485.412	485.412
**D	FIDELITY INTERNATIONAL HIGH DIVIDEND INDEX ETF	0	220.234	220.234
**D	PIMCO FUNDS GLOBAL INVESTORS SERIES PLC	0	118.558	118.558
**D	PIMCO RAE INTERNATIONAL FUND LLC	0	980.627	980.627
**D	DWS INVESTMENT GMBH FOR DWS-FONDS PAJ 1	0	27.300	27.300
**D	DWS INVESTMENT GMBH FOR DEAM-FONDS DVERG	0	32.331	32.331
**D	DWS INVESTMENT GMBH FOR DEAM-FONDS EXEMPLUM	0	9.025	9.025
**D	DWS INVESTMENT GMBH FOR DEAM-FONDS GDP 1	0	90.000	90.000
**D	DWS INVESTMENT GMBH FOR DEAM-FONDS SCM	0	3.066	3.066
**D	DWS INVESTMENT GMBH FOR DEAM-FONDS STK	0	18.042	18.042
**D	DWS INVESTMENT GMBH FOR DEAM-FONDS UVG 1	0	12.300	12.300
**D	DWS INVESTMENT GMBH FOR DWS NOTAEZTE	0	61.000	61.000
**D	THRIVENT INTERNATIONAL ALLOCATION PORTFOLIO	0	750.766	750.766
**D	RUSSELL INVESTMENTS MULTIFACTORINTERNATIONAL EQUITY POOL	0	9.551	9.551
**D	RUSSELL INVESTMENTS YIELD OPPORTUNITIES POOL	0	4.239	4.239
**D	ALBERTA INVESTMENT MANAGEMENT CORPORATION	0	924.500	924.500
**D	SCOTIA INTERNATIONAL EQUITY INDEX FUND	0	13.695	13.695
**D	SSGA MSCI ACWI EX-USA INDEX NON-LENDING DAILY TRUST	0	38.597	38.597
**D	SELFFINANCING POSTSECONDARY EDUCATION FUND	0	4.711	4.711
**D	THRIFT SAVINGS PLAN	0	6.846.131	6.846.131
**D	TEB IN ITS CAP AS MASTER CUSTODIAN OF FIDELITY (TALWAN) SUSTAINABLE REDUCED CARBON OPPORTUNITIES	0	25.809	25.809
**D	FOLKSAM TIANSTEPENSION AB	0	537.332	537.332
**D	HARTFORD SCHROEDERS INTERNATIONAL MULTI-CAP VALUE FUND	0	1.218.433	1.218.433
**D	SIR DAVID TRENCH FUND FOR RECREATION	0	10.962	10.962
**D	ASIAN DEVELOPMENT BANK	0	1.165.954	1.165.954
**D	NEW YORK STATE TEACHERS RETIREMENT SYSTEM	0	2.091.680	2.091.680
**D	NEW YORK STATE TEACHERS RETIREMENT SYSTEM	0	319.726	319.726
**D	NEW YORK STATE TEACHERS RETIREMENT SYSTEM	0	190.572	190.572
**D	UBS FUND MANAGEMENT (SWITZERLAND) AG ON BEHALF OF ZURICH INVESTINSTIUTIONAL FUNDS - ZIF GREEN	0	337.931	337.931
**D	INVESCO INCOME ADVANTAGE INTERNATIONAL FUND	0	3.135	3.135
**D	ZURICH INVEST ICAV	0	916.757	916.757
**D	TJ-NONQUALIFIED LLC	0	223.025	223.025
**D	DWS INVESTMENT GMBH FOR DWSFONDS SAARAERZTE	0	56.000	56.000
**D	VANGUARD FTSE DEVELOPED EUROPE ALL CAP INDEX ETF	0	85.201	85.201
**D	VANGUARD FTSE DEVELOPED ALL CAPEX NORTH AMERICA INDEX ETF	0	1.016.133	1.016.133
**D	SSB FTSE RAE DEVELOPED 1000 INDEX NONLENDING COMMON TRUST FUND	0	72.698	72.698
**D	STATE STREET FACTORBASED NONLENDING COMMON TRUST FUND	0	59.616	59.616
**D	WELLINGTON MANAGEMENT FUNDS (IRELAND) PLC	0	3.018.979	3.018.979
**D	MANULIFE INVESTMENT MANAGEMENT INTERNATIONAL EQUITY INDEX POOLED FUND	0	364.043	364.043
**D	SONOMA COUNTY EMPLOYEES RETIREMENT ASSOCIATION	0	67.778	67.778
**D	THE METHODIST HOSPITAL	0	221.562	221.562
**D	KAISER FOUNDATION HOSPITALS	0	151.630	151.630
**D	HC CAPITAL TRUST- THE INSTITUTIONAL INTERNATIONAL EQUITY PORTFOL	0	177.421	177.421
**D	HC CAPITAL TRUST - THE ESG GROWTH PORTFOLIO	0	19.818	19.818
**D	EMR CAPITAL INC	0	1.701	1.701
**D	UNIVERSAL INVESTMENT GESELLSCHAFT MBH FOR AQUILAUNIVERSALFONDS	0	6.250	6.250
**D	FIDELITY RUTLAND SQUARE TRUST II STRATEGIC ADV FIDELITY INT END	0	492.300	492.300
**D	VARIABLE INSURANCE PRODUCTS FUND: STOCK SELECTOR ALL CAP PORTFOLIO	0	42.900	42.900
**D	FUTNAM RETIREMENT ADVANTAGE GAAGROWTH PORTFOLIO	0	295.311	295.311
**D	FUTNAM RETIREMENT ADVANTAGE GAABALANCE PORTFOLIO	0	132.836	132.836

Handwritten signature or mark at the bottom right of the page.

917

LISTA ESITO DELLE VOTAZIONI

Oggetto: Relazione sulla politica di remunerazione e sui compensi corrisposti nel 2022 (deliberazione non vincolante)
FAVOREVOLI

Badge	Regione Sociale	Proprio	Delega	Totale
**D	PUTNAM RETIREMENT ADVANTAGE GAACONSERVATIVE PORTFOLIO	0	51.370	51.370
**D	PUTNAM MULTI-ASSET INCOME FUND	0	23.600	23.600
**D	PUTNAM VARIABLE TRUST - PUTNAM VT GLOBAL ASSET ALLOCATION FUND	0	17.472	17.472
**D	PUTNAM DYNAMIC ASSET ALLOCATIONGROWTH FUND	0	363.757	363.757
**D	THE STATE OF NEVADA	0	41.314	41.314
**D	AB GLOBAL RISK ALLOCATION FUND INC	0	10.639	10.639
**D	JOHN HANCOCK LIFE AND HEALTH INSURANCE COMPANY	0	473.875	473.875
**D	AB BOND FUND INC AB ALL MARKETREAL RETURN PORTFOLIO	0	520.664	520.664
**D	AB COLLECTIVE INVESTMENT TRUST SERIES	0	209.333	209.333
**D	AB VARIABLE PRODUCTS SERIES FUND INC. - AB DYNAMIC ASSET AL LOCATION PORTFOLIO	0	22.374	22.374
**D	UNIVERSALINVESTMENTGESELLSCHAFTMBH FOR REV	0	43.100	43.100
**D	IBM 401(K) PLUS PLAN TRUST	0	1.570.214	1.570.214
**D	KONSUMENTKOOPERATIONENS PENSIONSTIFTTELSE	0	94.886	94.886
**D	THE BANK OF KOREA	0	10.456	10.456
**D	SPDR MSCI ACWI EXUS ETF	0	512.738	512.738
**D	SPDR S&P INTERNATIONAL DIVIDENDEFI	0	1.628.861	1.628.861
**D	WTCN COMMON TRUST FUNDS TRUSTINT RESEARCH EQUITY PORTFO	0	204.371	204.371
**D	SSB MSCI ITALY INDEX SECURITIESLENDING COMMON TRUST FUND	0	6.806.049	6.806.049
**D	STATE STREET WORLD ENHANCED SECURITIES LENDING COMMON TRUST FUND	0	9.700	9.700
**D	ALGEMEEN PENSIOENFONDS VAN CURAÇAO	0	130.968	130.968
**D	ES ALLIANCE BEANSTEIN UK EQUITYFUND	0	749.400	749.400
**D	VIF ICVC VANGUARD FTSE GLOBAL ALL CAP INDEX FUND	0	320.538	320.538
**D	SCOTTISH WIDOWS INV.SOLUTIONS FUNDS ICVC-FUNDAMENTAL INDEX GLOBAL EQUITY FUND	0	1.416.445	1.416.445
**D	SPW MULTI-MANAGER ICVC - SPW MULTI-MANAGER EUROPEAN EX UK EQUITY FUND	0	1.184.445	1.184.445
**D	NATWEST ST JAMES'S PLACE MANAGED GROWTH UNIT TRUST	0	235.201	235.201
**D	MANAGED PENSION FUNDS LIMITED	0	2.188.807	2.188.807
**D	STICHTING PHILLIPS PENSIOENFONDS	0	2.875.177	2.875.177
**D	NATWEST TRUSTEE AND DEPOSITORY SERVICES LIMITED AS TRUSTEE OF ST JAMES'S PLACE GLOBAL ABSOLUTE	0	104.422	104.422
**D	FAMILY INVESTMENTS CHILD TRUST FUND	0	173.232	173.232
**D	OMNIS PORTFOLIO INVESTMENTS ICVC - OMNIS DIVERSIFIED RETURNS FUND	0	8.096	8.096
**D	OLD MUTUAL LIFE ASSURANCE COMPANY (SOUTH AFRICA) LTD	0	29.412	29.412
**D	KPA TJANSTEPENSION AB (PUBL)	0	30.751	30.751
**D	DMS TJANSTEPENSIONSFORSKRING AB (PUBL)	0	2.184.671	2.184.671
**D	DMS INVESTMENT GMBH FOR DEAMFONDS PG EQ	0	207.100	207.100
**D	DMS INVESTMENT GMBH FOR DEAM-FONDS MASP	0	168.000	168.000
**D	METZLER ASSET MANAGEMENT GMBH FOR MIFONDS 415	0	253.100	253.100
**D	WELLINGTON COMPOUND GROWTH, L.P.	0	115.732	115.732
**D	DMS INVESTMENT GMBH FOR DEAMFONDS GSK 1	0	93.691	93.691
**D	MERCY HEALTH RETIREMENT TRUST	0	126.393	126.393
**D	SSB MSCI EUROPE SCREENED INDEX NONLENDING COMMON TRUST FUND	0	248.867	248.867
**D	SSB MSCI ACWI EX USA IMI SCREENED NONLENDING COMMON TRUST FUND	0	247.043	247.043
**D	WTCN DAILY ENDURING ASSETS PORTFOLIO	0	425.904	425.904
**D	THE WELLINGTON TR CO NATL ASSOCMULTIPLE COLLECTIVE INVEST FDSR II	0	357.199	357.199
**D	SSB SP GLOBAL INFRASTRUCTURE INDEX NONLENDING COMMON TRUST FUND	0	2.833.666	2.833.666
**D	VANGUARD FIDUCIARY TRUST COMPANY DEVELOPED MARKETS INDEX TRUST	0	1.115.686	1.115.686
**D	VANGUARD ENERGY FUND	0	15.297.169	15.297.169
**D	ARKWRIGHT, LLC	0	36.285	36.285
**D	SCHWAB INTERNATIONAL DIVIDEND EQUIT Y ETF	0	4.828.596	4.828.596
**D	SCHWAB INTERNATIONAL EQUITY ETF	0	12.854.304	12.854.304
**D	VANGUARD TOTAL WORLD STOCK INDEX FUND	0	4.101.835	4.101.835





LISTA ESITO DELLE VOTAZIONI

Oggetto: Relazione sulla politica di remunerazione e sui compensi corrisposti - Seconda Sezione: relazione sui compensi corrisposti nel 2022 (deliberazione non vincolante)
FAVOREVOLI

Badge	Ragione Sociale	Proprio	Delega	Totale
**D	VANGUARD DEVELOPED MARKETS INDEX FUND	0	60.473.029	60.473.029
**D	TEACHERS' RETIREMENT SYSTEM OF THE STATE OF ILLINOIS	0	848.087	848.087
**D	HC CAPITAL TRUST- THE CATHOLIC SRI GROWTH PORTFOLIO	0	4.907	4.907
**D	CATHOLIC INVESTMENT TRUST OF ARLINGTON	0	52.927	52.927
**D	VARIABLE INSURANCE PRODUCTS FUND IV UTILITIES PORTFOLIO	0	96.700	96.700
**D	FIDELITY INV TRUST FIDELITY TOTAL INT EQUITY FUND	0	20.300	20.300
**D	PUTNAM DYNAMIC ASSET ALLOCATIONBALANCED FUND	0	208.747	208.747
**D	PUTNAM DYNAMIC ASSET ALLOCATIONCONSERVATIVE FUND	0	57.474	57.474
**D	UNIVERSAL INVESTMENT GESELLSCHAFT MBH FOR KEPT UNIVERSAL FUNDS	0	378.913	378.913
**D	COHEN & STEERS REAL ASSETS FUND, INC	0	140.094	140.094
**D	PUTNAM DYNAMIC ASSET ALLOCATIONEQUITY FUND	0	1.832	1.832
**D	ALLIANCEBERNSTEIN VARIABLE PRODUCTS SERIES, INC. INTERNATIONAL VALUE PORTFOLIO	0	720.740	720.740
**D	AB VPSE AB GLOBAL RISK ALLOCATIONMODERATE PORTFOLIO	0	84.717	84.717
**D	THE MASTER TRUST BANK OF JAPAN LTD RE: HITACHI FOREIGN EQUITY INDEX MOTHER FUND	0	204.016	204.016
**D	SPDR MSCI WORLD QUALITY MIX FUND	0	2.742	2.742
**D	COMMONFUND STRATEGIC SOLUTIONS GLOB AL EQUITY, LLC	0	163.145	163.145
**D	COHEN & STEERS, INC.	0	5.040	5.040
**D	LAZARD RETIREMENT INTERNATIONALEQUITY PORTFOLIO	0	272.384	272.384
**D	GOLDMAN SACHS TRUST GOLDMAN SACHS CLEAN ENERGY INCOME FUND	0	663.755	663.755
**D	THORNBURG GLOBAL INVESTMENT PLC	0	245.566	245.566
**D	THORNBURG INTERNATIONAL EQUITY FUND	0	8.556.297	8.556.297
**D	SPDR S+P GLOBAL INFRASTRUCTURE EFF ONE	0	1.897.691	1.897.691
**D	SPDR PORTFOLIO DEVELOPED WORLD EXUS EFF	0	5.383.062	5.383.062
**D	MORGAN STANLEY INSTITUTIONAL FUND TRUST - GLOBAL STRATEGIST PORTFOLIO	0	39.704	39.704
**D	MORGAN STANLEY VARIABLE INSURANCE F UND, INC. GLOBAL STRATEGI ST PORTFOLIO	0	6.590	6.590
**D	EUROPE INVESTMENT FUND	0	350.627	350.627
**D	TIAACREF INTERNATIONAL EQUITY FUND	0	7.850.180	7.850.180
**D	MASSACHUSETTS LABORERS PENSION FUND	0	136.412	136.412
**D	BRIGHTHOUSE FUNDS TRUST II METLIFE MSCI EAFE INDEX PORTFOLIO	0	508.431	508.431
**D	FRANK RUSSELL INVESTMENT CO II PLC	0	466.078	466.078
**D	PRINCIPAL DIVERSIFIED REAL ASSET CIT	0	818.887	818.887
**D	WELLINGTON DIVERSIFIED INFLATIONHEDGES FUND	0	74.487	74.487
**D	M INTERNATIONAL EQUITY FUND	0	43.401	43.401
**D	INTERNATIONAL PAPER COMPANY COMMINGLED INVESTMENT GROUP TRUST	0	69.759	69.759
**D	LAZARD INTERNATIONAL EQUITY PORTFOLIO	0	2.716.910	2.716.910
**D	PUBLIC AUTHORITY FOR SOCIAL INSURANCE	0	71.402	71.402
**D	ZURICH ASSURANCE LTD	0	7.989.058	7.989.058
**D	ES ALLIANCEBERNSTEIN UK LOW VOLATILITY GLOBAL EQUITY FUND	0	7.852	7.852
**D	PINEBRIDGE GLOBAL FUNDS	0	175.933	175.933
**D	TIAACREF INTERNATIONAL EQUITY INDEX FUND	0	10.627.522	10.627.522
**D	TIAACREF LIFE FUNDS INTERNATIONAL EQUITY FUND	0	151.595	151.595
**D	STATE OF MINNESOTA	0	3.439.532	3.439.532
**D	ALAMEDA COUNTY EMPLOYEES' RETIREMENT ASSOCIATION	0	3.009.692	3.009.692
**D	AMERICAN AIRLINES INC MASTER FIXED BENEFIT PENSION TRUST	0	919.440	919.440
**D	SANDOOQ AL WATAN INVESTMENTS (RESTRICTED) LTD	0	1.162	1.162
**D	MORGAN STANLEY FUNDS (UK) - GLOBAL BALANCED SUSTAINABLE FUND	0	596	596
**D	FAMILY INVESTMENTS GLOBAL ICVC FAMILY BALANCED INTERNATIONALFUND	0	111.825	111.825
**D	OMNIS PORTFOLIO INVESTMENTS ICVC - OMNIS EUROPEAN EQUITY LEADERS FUND	0	1.495.423	1.495.423
**D	THE MONETARY AUTHORITY OF SINGAPORE MAS	0	37.000	37.000
**D	HSBC BANK SSB AUT EU SCREEN EX CONTROVERSIES CW INDEX EQ FND	0	5.315.622	5.315.622

919

Handwritten signature

LISTA ESITO DELLE VOTAZIONI

Oggetto: Relazione sulla politica di remunerazione e sui compensi corrisposti - Seconda Sezione: relazione sui compensi corrisposti nel 2022 (deliberazione non vincolante)
FAVOREVOLI

Badge	Ragione Sociale	Proprio	Delega	Totale
**D	NATWEST TRUSTEE AND DEPOSITARY SERVICES LIMITED AS TRUSTEE OF ST. JAMES'S PLACE STRATEGIC MANAGE	0	200.571	200.571
**D	FUNDO DE SEGURANCA SOCIAL DO GOVERNO DA REGIAO ADMINISTRATIVA ESPECIAL DE MACAU	0	239.303	239.303
**D	INTERNATIONAL MONETARY FUND	0	267.354	267.354
**D	INTERNATIONAL MONETARY FUND	0	261.758	261.758
**D	THE NOMURA ASSET MANAGEMENT INSTITUTIONAL GLOBAL TRUSTS	0	146.414	146.414
**D	SPDR PORTFOLIO EUROPE ETF	0	287.143	287.143
**D	SPDR EURO STOXX 50 ETF	0	6.186.990	6.186.990
**D	DWS INVESTMENT GMBH FOR DEAM FONDS DKS 1	0	68.000	68.000
**D	DWS INVESTMENT GMBH FOR DEUTSCHE INLM	0	60.000	60.000
**D	PARIBARA FUND LTD	0	629	629
**D	MCIC VERMONT (A RECIPROCAL RISKRETENTION GROUP)	0	62.381	62.381
**D	RUSSELL INVESTMENT COMPANY MULTISTRATEGY INCOME FUND	0	46.335	46.335
**D	RUSSELL INVESTMENT COMPANY MULTIFACTOR INTERNATIONAL EQUITY FUND	0	54.747	54.747
**D	ROYAL LONDON ASSET MANAGEMENT FUNDS PLC	0	75.351	75.351
**D	STB DEUTSC HE GLOBAL HIGH DIVIDEND EQUITY MOTHER FUND	0	30.324	30.324
**D	DWS GARANT	0	62.608	62.608
**D	DWS ESG MULTI ASSET INCOME KONTROLLIERT	0	670.242	670.242
**D	EATON VANCE RICHARD BERNSTEIN EQUITY STRATEGY FUND	0	589.511	589.511
**D	FRANKLIN TEMPLETON EFF TRUST - FRANKLIN FTSE EUROPE ETF	0	83.622	83.622
**D	PRINCIPAL EXCHANGE-TRADED FUNDS-PRINCIPAL INTERNATIONAL ADAPTIVE MULTI-FACTOR ETF	0	4.086	4.086
**D	PACIFIC SELECT FUND -PD INTERNATIONAL LARGE-CAP INDEX PORTFOLIO	0	292.300	292.300
**D	AMERICAN FUNDS INTERNATIONAL VANTAGE FUND	0	317.930	317.930
**D	AMERICAN BUREAU OF SHIPPING	0	9.149	9.149
**D	MTBJ PINEBRIDGE GLOBAL TECHNOLOGY INFRASTRUCTURE MOTHER FND	0	220.000	220.000
**D	STATE STREET INTERNATIONAL EQUITIES INDEX TRUST LEVEL 15	0	143.540	143.540
**D	MORGAN STANLEY FUNDS (UK) - GLOBAL BALANCED INCOME FUND	0	272	272
**D	VANGUARD INVESTMENTS FUNDS ICVC-VANGUARD FTSE DEVELOPED WOR LD EX - U. K. EQUITY INDEX FUND	0	2.233.412	2.233.412
**D	VIF ICVC VANGUARD FTSE DEVELOPED EUROPE EXUK EQUITY INDEX FUND	0	4.119.225	4.119.225
**D	NATWEST ST JAMES'S PLACE STRATEGIC INCOME UNIT TRUST	0	353.077	353.077
**D	NATWEST ST JAMES'S PLACE GLOBALEQUITY UNIT TRUST	0	6.254.258	6.254.258
6457	GABRIELI ALESSIO	44	0	44
6578	FESCIANI GIANCARLO	10	15.000	15.010
6806	CINQUINI ALESSIO	25	0	25
6832	VISCONTI DI MODRONE RAIMONDO	146.500	0	146.500
DE*	FINANZIARIA GOLD - FINGOLD SPA	0	300.000	300.000
6853	ROSICA MASSIMO	0	0	0
**D	ZURICH COMPANHIA SEGUROS SA	0	169.436	169.436
**D	NILSSON URBAN	0	2.500	2.500
**D	GALETTA ILARDO ROSANNA	0	700	700
**D	AEIS INSTITUTIONAL FUND - AKTIEN GLOBAL	0	255.746	255.746
**D	RP - FONDS INSTITUTIONNEL - ACTIONS MARCHES DEVELOPPES LARGE CAP	0	63.671	63.671
**D	SYN ACTIONS EUROPE (EX-CH) B-UBS	0	599.979	599.979
**D	SYN ACT EUROPE EX-CH-A-AMUNDI	0	572.930	572.930
**D	CAPACITY - FONDS INSTITUTIONNEL - ACTIONS ETRANGERES RENDEMENT ABSOLU	0	181.227	181.227
**D	CAPACITY - FONDS INSTITUTIONNEL - ACTIONS ETRANGERES	0	76.000	76.000
**D	SYN TARGET NET ZERO GLOBAL EQUITIES	0	30.766	30.766
**D	FONDS DE PLACEMENT UNIGE - ACTIONS ETRANGERES	0	72.698	72.698
**D	CIPEP - CAISSE INTER-ENTREPRISES DE PREVOYANCE PROFESSIONNELLE	0	754.103	754.103
**D	JPORGAN CHASE RETIREMENT PLAN	0	1.031.778	1.031.778
**D	TEACHERS RETIREMENT SYSTEM OF GEORGIA	0	14.151.004	14.151.004

Azionisti:

3.327

Tcste:

21

Azionisti in proprio:

11

Azionisti in delega:

3.316

Pagina 62

LISTA ESITO DELLE VOTAZIONI

Oggetto: Relazione sulla politica di remunerazione e sui compensi corrisposti - Seconda Sezione: relazione sui compensi corrisposti nel 2022 (deliberazione non vincolante)
FAVOREVOLI

Badge	Regione Sociale	Proprio	Delega	Totale
***	DREYFUSS FREDERIC	0	2.500	2.500
**D	EMPLOYEES RETIREMENT SYSTEM OF GEORGIA	0	2.765.477	2.765.477
**D	THE SOUTHERN COMPANY SYSTEM MASTER RETIREMENT TRUST	0	1.251.746	1.251.746
**D	AXA AVENIR INFRASTRUCTURE	0	422.409	422.409
**D	AXA ACT CARBON OFFSET EUROBL0C EQUITY QI	0	625.583	625.583
**D	AXA INDICE EURO	0	423.167	423.167
**D	AXA AA DIVERSIFIE INDICIEL 1	0	502.289	502.289
**D	GREENWICH IVY LONG-SHORT FUND	0	21.406	21.406
**D	ZURICH INSURANCE COMPANY LTD - BRANCH ITALIANA	0	69.325	69.325
**D	ZURICH VIDA COMPANIA DE SEGUROS Y REASEGUROS SA	0	143.682	143.682
**D	BANCO SARADELL	0	29.274	29.274
**D	PIR EQUITY AXA ASSICURAZIONI	0	168.273	168.273
**D	MONDRIAN GLOBAL EQUITY VALUE FUND	0	557.000	557.000
**D	MONDRIAN INTERNATIONAL VALUE EQUITY FUND	0	690.237	690.237
**D	MONDRIAN ALL COUNTRIES WORLD EX-U.S. EQUITY COLLECTIVE INVESTMENT TRUST	0	3.990.745	3.990.745
**D	MASTER TRUST BANK OF JAPAN LTD. RE: AXA ROSENBERG EUROPEAN EQUITY MOTHER FUND	0	1.991.923	1.991.923
**D	MONDRIAN INTERNATIONAL EQUITY COLLECTIVE INVESTMENT TRUST	0	27.109	27.109
**D	MONDRIAN GLOBAL LISTED INFRASTRUCTURE FUND	0	723.020	723.020
**D	BERNISCHE PENSIONSKASSE BPK RUBR ES AKTIEN EUROPA	0	13.620	13.620
**D	BERNISCHE LEHRERSICHERUNGSKASSE	0	1.000.000	1.000.000
**D	GOVERNMENT SUPERANNUATION FUND	0	232.575	232.575
**D	JPMORGAN CHASE 401(K) SAVINGS PLAN	0	399.237	399.237
**D	PZENA INTERNATIONAL VALUE FUND	0	2.032.244	2.032.244
**D	WILSHIRE MUTUAL FUNDS, INC. - WILSHIRE INTERNATIONAL EQUITY FUND	0	159.051	159.051
**D	COVENANT HEALTH INVESTMENT TRUST	0	147.172	147.172
**D	FONDAZIONE ROMA - GLOBAL EQUITY SATELLITE II	0	208.323	208.323
**D	PUBLIC SCHOOL RETIREMENT SYSTEM OF THE CITY OF ST. LOUIS	0	272.559	272.559
**D	ARAMCO US RETIREMENT INCOME PLAN TRUST	0	279.097	279.097
**D	MASTER TR FOR DEFINED CONTRIBUTN PLNS OF AIRLINES, INC., US AIRWAYS, INC. AND AFF	0	129.178	129.178
**D	NFS LIMITED	0	1.379.967	1.379.967
**D	PRUDENTIAL PENSIONS LIMITED	0	1.490.586	1.490.586
**D	GLOBAL X MANAGEMENT (AUS) LIMITED	0	100.005	100.005
**D	CAISSE DE PENSIONS DU PERSONNEL COMMUNAL DE LAUSANNE (CPCL)	0	127.442	127.442
**D	MFS UTILITIES FUND	0	71.804	71.804
**D	EQ ADVISORS TRUST - EQ/MFS UTILITIES SERIES PORTFOLIO	0	11.837.954	11.837.954
**D	FAM SERIES UCITS ICAV - GLOBAL LISTED INFRASTRUCTURE FAM FUND	0	841.562	841.562
**D	IPAC SPECIALIST INVESTMENT STRATEGIES - INTERNATIO	0	3.220.532	3.220.532
**D	MJP INTERNATIONAL FUND LLC	0	299.084	299.084
**D	R-CO RM RDT-DBI	0	1.379	1.379
**D	UBS ASSET MANAGEMENT LIFE LTD	0	23.334	23.334
**D	AMP INTERNATIONAL EQUITY INDEX FUND HEDGED	0	2.564.327	2.564.327
**D	AMP INTERNATIONAL EQUITY INDEX FUND	0	53.974	53.974
**D	MACQUARIE WHOLESALE FUNDS	0	781.338	781.338
**D	UBS FTSE RAFI DEVELOPED 1000 INDEX FUND	0	30.134	30.134
**D	UBS GLOBAL EQUITY CLIMATE TRANSITION FUND	0	348.182	348.182
**D	SHL3EF - LM LIMITED	0	97.199	97.199
**D	LEGACY IM LP	0	195.000	195.000
**D	NKG GLOBAL CLEAN EQUITY FUND	0	195.000	195.000
**D	WILSHIRE SOLUTIONSFUNDS TRUST	0	37.809	37.809
**D		0	29.975	29.975

Pagina 63

Azionisti: 3.327 Teste: 21
Azionisti in proprio: 11 Azionisti in delega: 3.316

LISTA ESITO DELLE VOTAZIONE

Oggetto: Relazione sulla politica di remunerazione e sui compensi corrisposti - Seconda Sezione: relazione sui compensi corrisposti nel 2022 (deliberazione non vincolante)
FAVOREVOLI

Badge	Ragione Sociale	Proprio	Delega	Totale
**D	CAUSEWAY CONCENTRATED EQUITY FUND	0	38.477	38.477
**D	UNISYS MASTER TRUST	0	657.333	657.333
**D	CAUSEWAY GLOBAL VALDE UCITS FUND	0	161.132	161.132
**D	ROCKWELL AUTOMATION MASTER TRUST	0	205.013	205.013
**D	OIL INVESTMENT CORP LTD	0	709.860	709.860
**D	DIVERSIFIED TRUST COMPANY INTERNATIONAL EQUITY COMMON TRUST FUND	0	526.967	526.967
**D	NATIONAL BANK FINANCIAL INC	0	54.800	54.800
**D	RICHARD KING MELLON FDN	0	445.668	445.668
**D	RICHARD KING MELLON FOUNDATION	0	128.556	128.556
**D	R K MELLON INTERNATIONAL FUND	0	335.519	335.519
**D	WELLS FARGO AND COMPANY CASH BALANCE PLAN	0	498.717	498.717
**D	CAUSEWAY INTERNATIONAL OPPORTUNITIES FUND	0	929.553	929.553
**D	PENSIONDANMARK PENSIONSFORSIKRINGSKAB	0	2.620.000	2.620.000
**D	NON US EQUITY MANAGERS PORTFOLIO 1 ERISA	0	271.168	271.168
**D	VANGUARD GLOBAL EQUITY FUND	0	5.891.680	5.891.680
**D	PUBLIC EMPLOYEES PENSION PLAN	0	1.366.629	1.366.629
**D	MUNICIPAL EMPLOYEES PENSION PLAN	0	389.236	389.236
**D	CAUSEWAY INTERNATIONAL VALJUE FUND	0	32.486.900	32.486.900
**D	CAUSEWAY GLOBAL VALDE FUND	0	253.000	253.000
**D	OVERSEAS FUND	0	5.104.466	5.104.466
**D	AMA MFS FINANCIAL DESIGNATED ACTIVITY CO	0	2.400.000	2.400.000
**D	OSF HEALTHCARE SYSTEM	0	919.584	919.584
**D	SISTERS OF THE THIRD ORDER ST FRANCIS EMPLOYEE PENSION PLAN	0	526.688	526.688
**D	FIRE AND POLICE EMPLOYEES RETIREMENT SYSTEM OF THE CITY OF BALTIMORE	0	902.655	902.655
**D	TUCSON SUPPLEMENTAL RETIREMENT SYSTEM	0	366.199	366.199
**D	CAUSEWAY INTERNATIONAL VALJUE EQUITY CIT	0	9.904.940	9.904.940
**D	THE BANK OF AMERICA PENSION PLAN FOR LEGACY COMPANIES	0	2.065.638	2.065.638
**D	FARMERS GROUP INC 401 K SAVINGS PLAN	0	951.755	951.755
**D	WHEATON STOCK FUND	0	183.698	183.698
**D	TREASURER OF THE STATE OF NORTH CAROLINA EQUITY INVESTMENT	0	11.697.014	11.697.014
**D	PUBLIC EMPLOYEE RETIREMENT SYSTEM OF IDAHO	0	3.070.338	3.070.338
**D	BOARD OF PENSIONS OF THE EVANGELICAL LUTHERAN CHURCH IN AMERICA	0	99.328	99.328
**D	CHERRY TREE FUND A SERIES TRUS	0	1.783.411	1.783.411
**D	INTERNATIONAL EQUITY FUND	0	1.810.515	1.810.515
**D	BRIDGE BUILDER INT EQUITY FUND	0	33.632.010	33.632.010
**D	INSPIRE INTERNATIONAL ETF	0	148.153	148.153
**D	NORTHERN LIGHTS FUND TRUST IV	0	60.354	60.354
**D	DMS CLAI FPLAT ICIV-GR INV EQ	0	158.194	158.194
**D	UBS (LUX) INSTITUTIONAL FUND - EQUITIES EUROPE (EX CH) PASSIVE II	0	3.418.892	3.418.892
**D	UBS (LUX) INSTITUTIONAL FUND - EQUITIES EUROPE (EX CH) PASSIVE	0	1.071.495	1.071.495
**D	UBS (LUX) KEY SELECTION SICAV - SYSTEMATIC ALLOCAT PTF EQUITY (USD)	0	43.726	43.726
**D	UBS FUND MANAGEMENT(LUXEMBOURG) SA	0	1.569.624	1.569.624
**D	MIGROS BANK (LUX) FONDS 40 (EUR)	0	21.450	21.450
**D	UBS (LUX) STRATEGY SICAV SAP DYNAMIC (USD)	0	25.872	25.872
**D	MIGROS BANK (LUX) FONDS 30	0	13.438	13.438
**D	UBS (LUX) STRATEGY SICAV-SYSTEMATIC - ALLOCATION PF DEFENSIVE (USD)	0	14.220	14.220
**D	UBS (LUX) STRATEGY SICAV-SYSTEMATIC - ALLOCATION PF MEDIUM (USD)	0	58.458	58.458
**D	UBS (LUX) EQUITY SICAV GLOBAL DEFENSIVE (USD)	0	44.221	44.221
**D	STRATEGY SICAV	0	21.845	21.845
**D	MIGROS BANK (LUX) FONDS INTERSTOCK	0	20.880	20.880

pl

LISTA ESITO DELLE VOTAZIONE

Oggetto: Relazione sulla politica di remunerazione e sui compensi corrisposti - Seconda Sezione: relazione sui compensi corrisposti nel 2022 (deliberazione non vincolante)
FAVOREVOLI

Badge	Ragione Sociale	Proprio	Delega	Totale
**D	MIGROS BANK (LUX) FONDS 50	0	23.009	23.009
**D	UBS (LUX) SICAV 1	0	58.981	58.981
**D	MTAA SUPERANNATION FUND	0	1.486.213	1.486.213
**D	MLC INVESTMENTS, MLC LIMITED	0	2.289.090	2.289.090
**D	PENSIONSKASSE BASEL-STADT	0	824.514	824.514
**D	UBS FUND MANAGEMENT (SWITZERLAND) AG.	0	3.738.171	3.738.171
**D	UBS FUND MANAGEMENT (SWITZERLAND) AG ON BEHALF OF PROFOND GAVIA FUND-AKTIVEN WELT	0	453.613	453.613
**D	UBS FUND MANAGEMENT (SWITZERLAND) AG ON BEHALF OF FAZY GLOBAL ASSET ALLOCATION - DEVELOPED MARKETS EQUITIES	0	64.088	64.088
**D	PENSIONSKASSE POST	0	1.306.780	1.306.780
**D	COMPASS OFFSHORE HTV PCC	0	3.268.372	3.268.372
**D	COMPASS HTV LLC.	0	5.144.928	5.144.928
**D	CPPIB GLOBAL OPPORTUNITIES LP	0	18.867.885	18.867.885
**D	PZENA VALUE FUNDS PLC C/O SANNE	0	607.254	607.254
**D	MONDRIAN FUNDS PUBLIC LIMITED COMPANY MONDRIAN FUNDS PUBLIC LIMITED COMPANY	0	109.572	109.572
**D	DANAHER CORPORATION RETIREMENT PLANS MASTER TRUST	0	676.967	676.967
**D	GANNETT RETIREMENT PLAN MASTER TRUST GANNETT RETIREMENT PLAN MASTER TRUST	0	135.632	135.632
**D	MASTER TRUST FOR CERTAIN TAX-QUALIFIED BECHTEL RETIREMENT PL	0	163.108	163.108
**D	Pfizer Inc. MASTER TRUST	0	505.939	505.939
**D	MONDRIAN INTERNATIONAL EQUITY ESG FUND L.P	0	485.313	485.313
**D	MONDRIAN GLOBAL EQUITY ESG FUND LP	0	48.343	48.343
**D	MONDRIAN INTERNATIONAL EQUITY FOCUSED FUND L.P.	0	338.432	338.432
**D	MONDRIAN GLOBAL ALL COUNTRIES WORLD EQUITY FUND LP	0	969.180	969.180
**D	CAUSEWAY MULTI-FUND LLC-INTERNATIONAL VALUE INSTITUTIONAL SE	0	3.229.544	3.229.544
**D	MS FUND LP	0	508.620	508.620
**D	PZENA GLOBAL VALUE FUND 2 DST	0	334.128	334.128
**D	PZENA INTERNATIONAL EX-US FOCUSED VALUE FUND DST A SERIES O	0	277.730	277.730
**D	PZENA VALUE TRUST	0	26.592	26.592
**D	FOOD AND AGRICULTURE ORGANIZATION OF THE UNITED NATIONS	0	31.154	31.154
**D	MONDRIAN GLOBAL EQUITY FUND L.P	0	497.417	497.417
**D	MONDRIAN INTERNATIONAL EQUITY FUND L.P.	0	16.602.922	16.602.922
**D	MONDRIAN ALL COUNTRIES WORLD EX-US EQUITY FUND LP	0	4.242.831	4.242.831
**D	PZENA GLOBAL FOCUSED VALUE FUND	0	141.458	141.458
**D	GOVERNMENT EMPLOYEES SUPERANNUATION BOARD.	0	2.513.413	2.513.413
**D	INSURANCE COMMISSION OF WESTERN AUSTRALIA	0	1.453.062	1.453.062
**D	HALLIBURTON COMPANY EMPLOYEE BENEFIT MASTER TRUST	0	947.196	947.196
**D	CATERPILLAR INVESTMENT TRUST.	0	579.305	579.305
**D	CATERPILLAR INC. MASTER RETIREMENT TRUST	0	498.182	498.182
**D	EMERSON ELECTRIC CO RETIREMENT MASTER TRUST	0	339.498	339.498
**D	EAST SUSSEX PENSION FUND	0	43.999	43.999
**D	THE MOTOROLA PENSION SCHEME.	0	105.005	105.005
**D	NATIONAL RAILROAD RETIREMENT INVESTMENT TRUST	0	2.283.680	2.283.680
**D	THE BOARD OF THE PENSION PROTECTION FUND RENAISSANCE	0	15.710	15.710
**D	OKLAHOMA PUBLIC EMPLOYEES RETIREMENT SYSTEM	0	2.870.272	2.870.272
**D	SAN MATEO COUNTY EMPLOYEES' RETIREMENT ASSOCIATION	0	1.541.372	1.541.372
**D	THE NORTHERN TRUST COMPANY SUB-ADVISED COLLECTIVE FUNDS TRUS	0	217.334	217.334
**D	ILLINOIS MUNICIPAL RETIREMENT FUND	0	2.923.280	2.923.280
**D	BAPTIST FOUNDATION OF TEXAS.	0	383.572	383.572
**D	TEACHERS' RETIREMENT SYSTEM OF OKLAHOMA	0	2.527.628	2.527.628
**D	UBS COMMON CONTRACTUAL FUND.	0	86.026	86.026
**D	VALUE QUEST PARTNERS LLC - EUROPEAN FOCUSED VALUE	0	43.160	43.160

Azionisti:

3.327 Teste: 21

Azionisti in proprio:

11 Azionisti in delega: 3.316

Pagina 65

LISTA ESITO DELLE VOTAZIONE

Oggetto: Relazione sulla politica di remunerazione e sui compensi corrisposti - Seconda Sezione: relazione sui compensi corrisposti nel 2022 (deliberazione non vincolante) FAVOREVOLI

Badge	Ragione Sociale	Proprio	Delega	Totale
**D	PZENA INVESTMENT MANAGEMENT LLC	0	5.893	5.893
**D	AMERICAN FRIENDS OF THE HEBREW UNIVERSITY INC	0	36.510	36.510
**D	PZENA INVESTMENT MANAGEMENT LLC EUROPE EX-UK FOCUSED VALUE	0	6.353	6.353
**D	VALUEQUEST PARTNERS LLC -GLOBAL	0	97.851	97.851
**D	TD AMERITRADE CLEARING INC.	0	500	500
**D	ZURICH LIFE ASSURANCE PLC	0	5.186.139	5.186.139
**D	LATVIJAS BANKA	0	341.976	341.976
**D	UNITED CORPORATIONS LIMITED	0	352.811	352.811
**D	THE WINNIPEG CIVIC EMPLOYEES' PENSION PLAN	0	174.417	174.417
**D	LETKO BROSEAD INFRASTRUCTURE EQUITY FUND	0	38.750	38.750
**D	THE ENDEAVOUR II FUND.	0	21.154	21.154
**D	UBS (LUX) INSTITUTIONAL SICAV	0	34.300	34.300
**D	EUROAGENTES UNIVERSAL FL	0	18.000	18.000
**D	CE/IT MKT AIF STD	0	498.476	498.476
**D	UBS IQ MSCI WORLD EX AUSTRALIA ETHICAL ETF	0	7.967	7.967
**D	PEOPLE'S BANK OF CHINA	0	2.422.717	2.422.717
**D	BMO CANADA PENSION PLAN	0	1.119.985	1.119.985
**D	UBS LUX FUND SOLUTIONS	0	6.909.048	6.909.048
**D	M&G (LUX) INVESTMENT FUNDS 1	0	20.921.680	20.921.680
**D	MONDRIAN GLOBAL ALL COUNTRIES WORLD EQUITY FUND	0	236.621	236.621
**D	AXA WORLD FUNDS	0	383.525	383.525
**D	MFS INVESTMENT FUNDS	0	5.067	5.067
**D	SUNAMERICA SERIES TRUST - SA INTERNATIONAL INDEX PORTFOLIO	0	366.601	366.601
**D	SUNAMERICA SERIES TRUST SA TEMPLETON FOREIGN VALUE PORTFOLIO	0	1.295.711	1.295.711
**D	CIS GLOBAL EQUITY FUND LP	0	57.595	57.595
**D	MERCER QIF COMMON CONTRACTUAL FUND	0	4.255.611	4.255.611
**D	CAUSEWAY INTERNATIONAL OPPORTUNITIES GROUP TRUST	0	898.432	898.432
**D	TENNESSEE CONSOLIDATED RETIREMENT SYSTEM	0	8.461.755	8.461.755
**D	UBS (IRL) ETF PLC - S&P 500 ESG UCITS ETF (ENGLISH)	0	2.160.318	2.160.318
**D	AMERICAN BEACON INTERNATIONAL EQUITY FUND	0	1.778.012	1.778.012
**D	SEASONS SERIES TRUST SA PUTNAM ASSET ALLOCATION DIVERSIFIED GROW	0	45.639	45.639
**D	SUNAMERICA SERIES TRUST SA JPM DIVERSIFIED BALANCED PORTFOLIO	0	17.160	17.160
**D	JNL/CAUSEWAY INTERNATIONAL VALUE SELECT FUND	0	8.380.873	8.380.873
**D	SEASONS SERIES TRUST SA MULTI-MANAGED INTERNATIONAL EQUITY PORTF	0	52.070	52.070
**D	SUNAMERICA SERIES TRUST SA BLACKROCK VCP GLOBAL MULTI ASSET PORT	0	106.776	106.776
**D	SUNAMERICA SERIES TRUST- SA SCHRODERS VCP GLOBAL ALLOCATION PORT	0	4.921	4.921
**D	LVFP MONDRIAN INTERNATIONAL VALUE FUND	0	5.636.040	5.636.040
**D	SANJAY GHEMAWAT LIVING TRUST	0	43.962	43.962
**D	WELLS FARGO BK DECL OF TRUST ESTABL INVEST FUNDS EMPLOYEE BEN TR	0	361.309	361.309
**D	EMPOWER ANNUITY INSURANCE COMPANY	0	126.829	126.829
**D	FIDELITY RUTLAND SQUARE TRUST II STRATEGIC ADVISERS INT FUND	0	5.631.257	5.631.257
**D	INTERNATIONAL PAPER COMPANY COMMINGLED INVESTMENT GROUP TRUST	0	1.117.520	1.117.520
**D	LSAM SF 3 PLC	0	878.681	878.681
**D	SASKATCHEWAN HEALTHCARE EMPLOYEES' PENSION PLAN	0	1.737.385	1.737.385
**D	GOLDMAN SACHS TRUST II - GOLDMAN SACHS MULTI-MANAGER ALTERNATIVE	0	281.791	281.791
**D	NATWEST ST JAMES S PLACE GLOBALVALUE UNIT TRUST	0	17.961.567	17.961.567
**D	AXA INVESTMENT MANAGERS SCHWEIZAG ON BEHALF OF AXA (CH) STRATEGY FUND - GLOBAL EQUITY CHF	0	24.761	24.761
**D	TEACHERS' RETIREMENT SYSTEM OF THE STATE OF ILLINOIS	0	3.707.356	3.707.356
**D	MFS VARIABLE INSURANCE TRUST MFS UTILITIES SERIES	0	4.633.240	4.633.240
**D	GOLDMAN SACHS TRUST II MULTIMANAGER INTERNATIONAL EQUITY FUND	0	1.820.660	1.820.660

Wolcott

924

LISTA ESITO DELLE VOTAZIONE

Oggetto: Relazione sulla politica di remunerazione e sui compensi corrisposti - Seconda Sezione: relazione sui compensi corrisposti nel 2022 (deliberazione non vincolante)
FAVOREVOLI

Badge	Ragione Sociale	Proprio	Delega	Totale
**D	GENERAL CONFERENCE CORPORATION OF SEVENTH DAY ADVENTISTS	0	217.831	217.831
**D	PACE INTERNATIONAL EQUITY INVESTMENTS	0	1.594.137	1.594.137
**D	HARTFORD REAL ASSET FUND	0	984.834	984.834
**D	AMERICAN AIRLINES INC MASTER FIXED BENEFIT PENSION TRUST	0	1.775.205	1.775.205
**D	NATIONAL EMPLOYMENT SAVINGS TRUST	0	1.295.640	1.295.640
**D	SUN CHEMICAL LIMITED PENSION SCHEME	0	53.058	53.058
**D	M+G INVESTMENT FUNDS (1)- M+G GLOBAL THEMES FUND	0	4.506.665	4.506.665
**D	MG INVESTMENT FUNDS (10) MG GLOBAL LISTED INFRASTRUCTURE FUND	0	4.531.636	4.531.636
**D	MG INVESTMENT FUNDS (1) MG EUROPEAN INDEX TRACKER FUND	0	112.838	112.838
**D	HARBOR CAPITAL GROUP TRUST FOR DEFINED BENEFIT PLANS	0	23.508	23.508
**D	AXA IM ETF ICADV	0	726.752	726.752
**D	OBLATE INTERNATIONAL PASTORAL INVESTMENT TRUST	0	12.974	12.974
6926	DRIGO FRANCESCO	0	0	0
DE*	ALLEANZA ASSICURAZIONI SPA	0	5.227.000	5.227.000
DE*	GENERALI ESPANA S.A. DE SEGUROS Y REASEG PENSION F	0	196.151	196.151
DE*	GENERALI ESPANA SA DE SEGUROS Y REASEGUROS	0	933	933
DE*	GENERALI ITALIA SPA	0	1.836.275	1.836.275
DE*	GENERTELLIFE SPA	0	1.252.265	1.252.265
DE*	GF A CARAIBES	0	23.858	23.858
DE*	L'EQUITE ASSURANCES ET DE REA.	0	57.752	57.752
DE*	SOCIETA' CATTOLICA DI ASSICURAZIONE SPA	0	814.000	814.000
7024	GENOVESE STEFANO	0	0	0
DE*	ARCA ASSICURAZIONI S.P.A.	0	260.000	260.000
DE*	ARCA VITA S.P.A.	0	53.000	53.000
DE*	COMPAGNIA ASSICURATRICE LINEAR S.P.A.	0	281.000	281.000
DE*	UNIPOL GRUPPO S.P.A.	0	500.000	500.000
DE*	UNIPOL INVESTMENT S.P.A.	0	1.390.000	1.390.000
DE*	UNIPOLSAI ASSICURAZIONI S.P.A.	0	4.760.380	4.760.380
DE*	UNISALUTE S.P.A.	0	275.000	275.000
7280	TABELLINI MAURO	0	2.237.161	2.237.161
DE*	FINANZIARIA CERAMICA CASTELLARANO S P A	0	1.125.711	1.125.711
DE*	GRANITIFANDRE SOCIETA' PER AZIONI	0	3.167.161	3.167.161
DE*	IRIS CERAMICA GROUP SOCIETA' PER AZIONI	0	6.523.920	6.523.920
7317	DI STEFANO STEFANO	0	0	0
DE*	MINISTERO DELL'ECONOMIA E DELLE FINANZE	0	2.397.856.331	2.397.856.331
7437	LO GIUDICE ENRICO	0	0	0
DE*	COVALIS CAPITAL ENHANCED MASTER FUND LTD	0	21.290.623	21.290.623
DE*	COVALIS CAPITAL MASTER FUND LTD	0	29.206.109	29.206.109
DE*	COVALIS CAPITAL STRATEGIC OPPORTUNITIES MASTER FUND SPC	0	6.094.950	6.094.950
DE*	COVALIS CAPITAL TACTICAL OPPORTUNITIES MASTER FUND LTD	0	20.324.314	20.324.314
7613	AROSSA FABRIZIO	0	0	0
DE*	COVALIS CAPITAL TACTICAL OPPORTUNITIES MASTER FUND LTD	0	654.362	654.362
7683	TIBERTI SERGIO	0	0	0
RL*	S.M.A. SERVIZI MEDICI AZIENDALISISTEMI SANITARI S.R.L.	1.260	0	1.260
Totale voti				
Percentuale votanti %				
Percentuale Capitale %				

Azionisti: 3.327 Teste: 21
Azionisti in proprio: 11 Azionisti in delega: 3.316

Pagina 67

pes

Vno Reaginelli

LISTA ESITO DELLE VOTAZIONE

Oggetto: Relazione sulla politica di remunerazione e sui compensi corrisposti - Seconda Sezione: relazione sui compensi corrisposti nel 2022 (deliberazione non vincolante)
CONTRARI

Badge	Ragione Sociale	Proprio	Delega	Totale
6127	BUDA RENATO	3.000	0	3.000
RA	COMPUTERSHARE SPA RAPPRESENTANTE DESIGNATO EX ART 135 UNDECIES TUF NELLA PERSONA DI CARUSO ENRICO	0	0	0
D**	POGGI GIANNI	0	750	750
6421	TREVISAN DARIO	0	0	0
**D	MEAG FLEXCONCEPT-EUROGROWTH	0	14.547	14.547
**D	UNION INVESTMENT PRIVATFONDS GMBH	0	119.484	119.484
**D	UNION INVESTMENT INSTITUTIONAL GMBH	0	511.920	511.920
**D	BAYERNINVEST EURO-AKTIE DIVIDENDEN NON-	0	61.879	61.879
**D	BAYERNINVEST KVG MBH	0	4.694.702	4.694.702
**D	MEAG MW-FONDS 100	0	13.340	13.340
**D	ERAFP ACTIONS PAB EURO I	0	108.414	108.414
**D	FCP IRCOM RETRAITE DIVERSIFIE 2	0	59.600	59.600
**D	MEAG EUROERTRAG	0	370.879	370.879
**D	MEAG PREMIUM	0	2.901.460	2.901.460
**D	LBPAM IRC ACTIONS ISR	0	970.565	970.565
**D	ERAFP ACTIONS EURO VIII	0	345.066	345.066
**D	MEAG EUROINVEST	0	445.599	445.599
**D	MEAG BENEDICT	0	10.080	10.080
**D	MEAG EUROKAPITAL	0	202.015	202.015
**D	MEAG EUROBALANCE	0	350.023	350.023
**D	ERGO VERMOGENSMANAGEMENT FLEXIBEL	0	10.862	10.862
**D	MEAG VERMOGENSANLAGE KOMFORT	0	21.384	21.384
**D	ERGO VERMOGENSMANAGEMENT AUSGEWOGEN	0	37.016	37.016
**D	MEAG VERMOGENSANLAGE RETURN	0	26.832	26.832
**D	MEAG DIVIDENDE	0	50.000	50.000
**D	ERGO VERMOGENSMANAGEMENT ROBUST	0	15.714	15.714
**D	HSBC POOLED INVESTMENT FUND -HSBC POOLED EUROPEAN EQUITY FUND	0	58.728	58.728
**D	HSBC POOLED INVESTMENT FUND - HSBC POOLED EUROPE EQUITY INDEX TRACKING FUND	0	142.278	142.278
**D	HSBC INSTITUTIONAL TRUST SERVICE (ASIA) LIMITED	0	54.485	54.485
**D	HSBC INDEX TRACKER INVESTMENT FUNDS - FTSE ALL-WORLD INDEX FUND	0	23.973	23.973
**D	HSBC GLOBAL FUNDS ICAV	0	467.358	467.358
**D	HSBC ETFs PUBLIC LIMITED COMPANY	0	379.856	379.856
**D	HSBC INDEX TRACKER INVESTMENT FUNDS - DEVELOPED WORLD SUSTAINABLE EQUITY INDEX FUND	0	2.692.419	2.692.419
**D	HSBC ETFs PUBLIC LIMITED COMPANY - HSBC MSCI EUROPE CLIMATE PARIS ALIGNED UCITS ETF	0	4.161	4.161
**D	HSBC GLOBAL FUNDS ICAV - MULTI-FACTOR EMU EQUITY FUND	0	288.679	288.679
**D	HSBC INDEX TRACKER INVESTMENT FUNDS - EUROPEAN INDEX FUND	0	834.076	834.076
**D	HSBC INSTITUTIONAL TRUST SERVICES IRELAND LIMITED RE	0	1.207.481	1.207.481
**D	HSBC GLOBAL INVESTMENT FUNDS	0	225.683	225.683
**D	HSBC ETFs PUBLIC LIMITED COMPANY - HSBC MSCI EUROPE UCITS ETF	0	111.692	111.692
**D	HSBC ETFs PLC	0	876.811	876.811
**D	SWISSCANTO FONDSLEITUNG AG	0	4.698.770	4.698.770
**D	HSBC ETFs PUBLIC LIMITED COMPANY - HSBC MULTI FACTOR WORLDWIDE EQUITY UCITS ETF	0	270.691	270.691
**D	MEAG MUNICH ERGO KAPITALANLAGESEL LSCHAFT MBH	0	2.126.651	2.126.651
**D	UNINSTITUTIONAL EUROPEAN BONDS & EQUITIES	0	118.843	118.843
**D	UNIMARKTFUEHRER	0	391.000	391.000
**D	UNIGLOBAL DIVIDENDE	0	3.024.709	3.024.709
**D	QUONIAM FUNDS SELECTION SICAV - EUROPEAN EQUITIES	0	98.109	98.109
**D	QUONIAM FUNDS SELECTION SICAV - EUROPEAN EQUITIES UNIDIVIDENDENASS	0	2.963.057	2.963.057
**D	QUONIAM FUNDS SELECTION SICAV - EQUITIES CLIMATE TRANSFORMATION	0	10.327	10.327
**D	FCPE SAFRAN ETHIQUE SOLIDAIRE	0	19.431	19.431

Azionisti:
 Azionisti in proprio: 122

Teste: 5
 Azionisti in delega: 120

Pagina 68

926

Steno

LISTA ESITO DELLE VOTAZIONE

Oggetto: Relazione sulla politica di remunerazione e sui compensi corrisposti - Seconda Sezione: relazione sui compensi corrisposti nel 2022 (deliberazione non vincolante)

CONTRARI

Badge	Ragione Sociale	Proprio	Delega	Totale
**D	FCP HUMANIS RETRAITE ACTIONS	0	630.009	630.009
**D	EPSENS OFFENSIF ISR	0	235.997	235.997
**D	FCP HGA ACTIONS ISR	0	715.882	715.882
**D	FCPE EPARGNE SOLIDAIRE DYNAMIQ THALES	0	194.291	194.291
**D	FCP HUMANIS RETRAITE ACTIONS BAS CARBONE	0	565.243	565.243
**D	FCP HGA ACTIONS SOLIDAIRE EMPLOI SANTE	0	346.840	346.840
**D	HUMANIS RETRAITE ACTIONS EMPLOI SANTE	0	912.630	912.630
**D	HSBC EUROPEAN FUND	0	61.316	61.316
**D	HSBC GLOBAL EQUITY VOLATILITY FOCUSED FUND	0	70.076	70.076
**D	HSBC INTERNATIONAL EQUITY INDEX FUND	0	123.503	123.503
**D	STOK ERIK	0	10	10
**D	MTAA SUPERANNUATION FUND	0	167.766	167.766
**D	UNIFIED ACCUMULATIVE PENSION FUND JOINT STOCK COMPANY	0	45.999	45.999
**D	MANDAT ACTION HGAM	0	606.528	606.528
**D	CNP RETRAITE	0	43.776	43.776
**D	270...POSTE Avenir	0	10.750.000	10.750.000
**D	DASSAULT SYSTEMES ISR MODERE S	0	17.277	17.277
**D	ARRCO LONG TERME F	0	303.371	303.371
**D	FCPE IBM FRANCE F	0	97.019	97.019
**D	HSBC EE ACTIONS RESPONSABLES_F	0	316.036	316.036
**D	FONDATION EUROPE	0	10.838	10.838
**D	FCP BOURBON 7	0	134.709	134.709
**D	ERISA ACTION EUROPE N 2	0	238.206	238.206
**D	FCP TESLA - POCHÉ ACTIONS	0	63.827	63.827
**D	WORLD EQUITIES	0	12.719	12.719
**D	ORANO DIVERSIFIE EQUILIBRE	0	29.659	29.659
**D	GROUPE CEA CROISSANCE FCPE	0	26.025	26.025
**D	FCP ARCO LONG TERME_D	0	823.513	823.513
**D	FRUCTI CHOIX SOLIDAIRE	0	131.121	131.121
**D	HSBC MULTI-ASSET DYNAMIC EURO	0	295.843	295.843
**D	HSBC RESPONSIBLE INVESTMENT FUNDS - SRI BALANCED	0	46.150	46.150
**D	HSBC EUROPE EQUITY INCOME	0	455.317	455.317
**D	HSBC RESPONSIBLE INVESTMENT FUNDS - SRI DYNAMIC	0	102.333	102.333
**D	HSBC RESPONSIBLE INVESTMENT FUNDS - SRI EUROLAND EQUITY	0	1.791.967	1.791.967
**D	HSBC ACTIONS EUROPE	0	608.656	608.656
**D	REGARD ACTIONS INVESTMENT FUNDS - SRI MODERATE	0	65.215	65.215
**D	REGARD ACTIONS DEVELOPPEMENT D	0	374.200	374.200
**D	ECOFI OPTIM VARIANCE	0	64.332	64.332
**D	EPARGNE ETHIQUE FLEXIBLE	0	13.317	13.317
**D	MACKENZIE GLOBAL LEADERSHIP IMPACT ETF	0	4.176	4.176
**D	MACKENZIE GLOBAL WOMAN'S LEADERSHIP FUND	0	6.389	6.389
**D	PAX INTERNATIONAL SUSTAINABLE ECONOMY FUND	0	297.743	297.743
**D	MEAG MUNICH ERGO KAPITALANLAGEGESELLSCHAFT MBH FOR MEAG VISION	0	143.656	143.656
**D	MEAG ANGLIO CELTIC FUND	0	1.421.220	1.421.220
**D	MEAG PENSION INVEST	0	110.653	110.653
**D	MEAG MUNICH ERGO KAPITALANLAGEGESELLSCHAFT MBH FOR MEAG EURO 1	0	4.321.644	4.321.644
**D	MEAG MUNICH ERGO KAPITALANLAGEGES MBH FOR MEAG EURSTAR	0	39.969	39.969
**D	PAX ELLEVATE GLOBAL WOMEN'S LEADERSHIP FUND	0	171.111	171.111
**D	PAX GLOBAL SUSTAINABLE INFRASTRUCTURE FUND	0	302.472	302.472
**D	MEAG MUNICH ERGO KAPITALANLAGEGESELLSCHAFT MBH FOR MEAG ATLAS	0	1.661.131	1.661.131

P2F

LISTA ESITO DELLE VOTAZIONE

Objetto: Relazione sulla politica di remunerazione e sui compensi corrisposti - Seconda Sezione: relazione sui compensi corrisposti nel 2022 (deliberazione non vincolante)
CONTRARI

Badge	Ragione Sociale	Proprio	Delega	Totale
**D	MEAG MULTI LIFE	0	933.141	933.141
6576	GAZZONI EMANUEL	300	0	300
6853	ROSICA MASSIMO	0	0	0
**D	SIEMENS-FONDS SIEMENS-RENTE	0	958.409	958.409
**D	KAPITALFORENINGEN LD, SMART BETA - MANDAT	0	20.597	20.597
**D	PUB INSTITUTIONAL FUND UMBRELLA- PUB EQUITIES EUROPE (EX SWITZERLAND) 1	0	203.675	203.675
**D	PENSIONSKASSE DES BUNDES PUBLICA	0	228.502	228.502
**D	HC RENTE	0	47.226	47.226
**D	KAPITALFORENINGEN LD, GLOBAL QUANT - MANDAT	0	260.275	260.275
**D	WEA WF CLEARING SVCS, FBO CUST 320043	0	79	79
**D	SIEMENS DIVERSIFIED GROWTH	0	139.188	139.188
**D	SIEMENS EMU EQUITIES	0	586.913	586.913
**D	SIEMENS ABSOLUTE RETURN	0	76.151	76.151
**D	SIEMENS EUROINVEST AKTIEN	0	120.498	120.498
**D	SIEMENS BALANCED	0	137.619	137.619
**D	CAMERIA GLOBAL VALUE ETF	0	196.574	196.574
**D	TRIUM UCITS PLATFORM PLC	0	193	193
**D	HEXAVEST EUROPAC FUND HEXAVEST INC	0	1	1
**D	HEXAVEST ACWI FUND	0	1	1
**D	DESJARDINS GLOBAL ASSET MANAGEMENT INC.	0	1.514	1.514
**D	FONDS COMMUN DE PLACEMENT DES REGIMES DE RETRAITE DE L'UNIVE MAISON OMER-GINGRAS	0	49.284	49.284
**D	DESJARDINS SECURITE FINANCIERE COMPAGNIE D'ASSURANCE VIE	0	50.828	50.828
**D	REGIME DE RENTES DU MOUVEMENT DESJARDINS	0	9.515	9.515
**D	DESJARDINS GLOBAL DIVIDEND FUND	0	4.183.563	4.183.563
**D	NATIONAL EMPLOYMENT SAVINGS TRUST	0	50.862	50.862

Totale voti 70.660.987
 Percentuale votanti % 1,073982
 Percentuale Capitale % 0,695025

Azionisti: 122 Teste: 5 Pagina 70
 Azionisti in proprio: 2 Azionisti in delega: 120

P28



LISTA ESITO DELLE VOTAZIONE

Objetto: Relazione sulla politica di remunerazione e sui compensi corrisposti - Seconda Sezione: relazione sui compensi corrisposti nel 2022 (deliberazione non vincolante)
ASTENUTI

Badge	Ragione Sociale	Proprio	Delega	Totale
6006	SCARAMUZZO PIERPAOLO	60	0	60
6080	DI PAOLO LUIGI	1.250	0	1.250
6091	COLLEONI ANGELO	5.115	9.518	14.633
**A*	COMPUTERSHARE SPA RAPPRESENTANTE DESIGNATO EX ART 135 UNDECIES TUF NELLA PERSONA DI CARUSO ENRICO	0	0	0
D**	LEMMI GUALTIERO	0	7.500	7.500
D**	PELLEGRINO GIACOMO	0	1.743	1.743
6273	RUGIERO FLORICEL	262	0	262
6275	RENDINE ERMINIO	9.400	0	9.400
6282	MAURO STEFRANO	200	0	200
6421	TREVISAN DARIO	0	0	0
**D	INVESTITORI PIAZZA AFFARI	0	300.000	300.000
**D	INVESTITORI FLEXIBLE EQUITY ESG	0	21.430	21.430
**D	INVESTITORI FLESSIBILE	0	800.000	800.000
**D	INVESTITORI EUROPA	0	102.615	102.615
**D	BEST INVESTMENT CORPORATION	0	60.732	60.732
**D	ALLIANZ CHOICE BEST STYLES EUROPE	0	48.201	48.201
**D	ALLIANZ SELECTION EUROPEAN EQUITY DIVIDEND	0	5.864.294	5.864.294
**D	ALLIANZ GLOBAL INVESTORS GMBH	0	547.392	547.392
**D	ALLIANZ VKA FONDS AGI INSURANCE DEDICATED LARGE CAPS	0	108.514	108.514
**D	ALLIANZ CGI SUBFONDS EQUITIES	0	249.362	249.362
**D	ALLIANZ PV-WS RCM SYSPRO VALUE EUROPE	0	99.135	99.135
**D	ALLIANZ GLOBAL INVESTORS GMBH W/ALLIANZGI-FONDS AOKW-AR SEGMENT OKWICO-AKTIEIN	0	13.358	13.358
**D	ALLIANZ GLOBAL INVESTORS GMBH W/VBDK	0	22.428	22.428
**D	ALLIANZ GLOBAL INVESTORS GMBH W/LIPCO III	0	5.931	5.931
**D	ALLIANZGI-FONDS PFD	0	7.200	7.200
**D	ALLIANZGI-FONDS WERT	0	100.000	100.000
**D	LHCO-FONDS	0	25.530	25.530
**D	ALLIANZGI-FONDS APNIESA SEGMENT APNIESA-NAPO	0	4.019	4.019
**D	ALLIANZGI-FONDS AVP	0	15.278	15.278
**D	ALLIANZGI-FONDS MAF1	0	71.137	71.137
**D	ALLIANZGI-FONDS TOSCA	0	121.634	121.634
**D	ALLIANZGI-FONDS AFE	0	43.291	43.291
**D	ALLIANZGI-FONDS OB PENSION	0	32.975	32.975
**D	ALLIANZGI-FONDS GANO 2	0	5.710	5.710
**D	ALLIANZGI-FONDS GANO	0	21.932	21.932
**D	ALLIANZGI-SUBFONDS TOB -NEU-	0	8.025	8.025
**D	ALLIANZGI-FONDS SIV	0	8.931	8.931
**D	DBI-STIFTUNGSFONDS WISSENSCHAFT	0	47.700	47.700
**D	AGI FONDS EADS INVEST FOR LIFE AKTIENFONDS	0	106.164	106.164
**D	ALLIANZGI-FONDS VSBW	0	7.000	7.000
**D	ALLIANZGI-FONDS SHI	0	84.748	84.748
**D	ALLIANZGI-FONDS DFF DILLINGER PENSIONSFONDS MF	0	8.700	8.700
**D	ALLIANZGI-FONDS DUNHILL	0	100.000	100.000
**D	SUWE-COFONDS	0	4.420	4.420
**D	ALLIANZGI-FONDS REINVEST	0	479.068	479.068
**D	ALLIANZGI-FONDS PFI1 SEGMENT PFI1-AA2-E_EUA	0	15.000	15.000
**D	ALLIANZGI-FONDS DIN	0	1.942	1.942
**D	ALLIANZGI-FONDS SVKK	0	30.000	30.000
**D	KREBSHILFE-2-FONDS	0	63.206	63.206
**D	ALLIANZGI-FONDS DSFT	0		

Azionisti:

80 Teste:

12

Azionisti in proprio:

9

Azionisti in delega:

71

Pagina 71

LISTA ESITO DELLE VOTAZIONE

Oggetto: Relazione sulla politica di remunerazione e sui compensi corrisposti - Seconda Sezione: relazione sui compensi corrisposti nel 2022 (deliberazione non vincolante)
ASTENUTI

Badge	Ragione Sociale	Proprio	Delega	Totale
**D	KUMULAN WANG PERSARAAN DIPERBADANKAN	0	18.481	18.481
**D	ALLIANZ RETRAITE	0	106.714	106.714
**D	AIM EQUITY EUROPE CANTONS	0	854.808	854.808
**D	ALLIANZ IARD MULTI-ASSETS	0	426.904	426.904
**D	ALLIANZ	0	321.613	321.613
**D	ALLIANZ HOSPIRIT VAL DURABLES MA	0	750.000	750.000
**D	CHALLENGE FUNDS - CHALLENGE ITALIAN EQUITY	0	2.000.000	2.000.000
**D	THE MASTER TRUST BANK OF JAPAN LTD. AS TRUSTEE OF GREEN TEC	0	466.108	466.108
**D	MFAK83 ALLIANZ SUS MLTI AS FND	0	131.686	131.686
**D	ALLIANZ GLOBAL INVESTORS GLOBAL ECO TRENDS FUND	0	347.000	347.000
**D	GP2ZA	0	55.374	55.374
**D	ALLIANZ AZIONI ITALIA ALL STARS LL STARS	0	4.030.000	4.030.000
**D	ALLIANZ ITALIA 50 SPECIAL	0	97.000	97.000
**D	ALLIANZ VALEURS DURABLES	0	2.500.000	2.500.000
**D	ALLIANZ EPARGNE ACTIONS ISR SOLIDAIRE	0	148.360	148.360
**D	ALLIANZ EUROPEAN PENSION INVESTMENTS	0	7.421.687	7.421.687
**D	AZ BURO INVESTMENTS S.A.	0	1.305.330	1.305.330
**D	ALLIANZ GLOBAL INVESTORS GMBH FOR CONVEST 21 VL	0	72.388	72.388
**D	ALLIANZ GLOBAL INVESTORS GMBH FOR FONDIS	0	45.263	45.263
**D	ALLIANZ GLOBAL INVESTORS GMBH FOR ALLIANZIFONDS INDU	0	21.200	21.200
**D	ALLIANZ INTERNATIONAL INVESTMENT FUNDS - ALLIANZ THEMATICA FUND	0	41.649	41.649
**D	ALLIANZ GLOBAL INVESTORS GMBH FOR ALLIANZIFONDS HPT	0	26.978	26.978
**D	ALLIANZ GLOBAL INVESTORS GMBH FOR ALLIANZGI-FONDS SFT MASTER	0	109.908	109.908
**D	ALLIANZ GLOBAL INVESTORS FUND	0	10.220.534	10.220.534
**D	ALLIANZ STIFTUNGSFONDS NACHHALTIGKEIT	0	27.605	27.605
**D	ALLIANZ SUISSE - STRATEGY FUND	0	22.808	22.808
**D	ALLIANZ GLOBAL INVESTORS FUND	0	565.657	565.657
6475	D'AGNILLO GIULIANA	1.000	0	1.000
6728	DE MARIA COSIMO	1.000	0	1.000
6853	ROSTICA MASSIMO	0	0	0
**D	HARVEST GLOBAL VALUE OPPORTUNITIES EQUITY FUND	0	2.456	2.456
6966	VIGNOLI CLAUDIO	2.700	0	2.700
Totale voti				
			41.919.261	41.919.261
Percentuale votanti %			0,637134	0,637134
Percentuale Capitale %			0,412320	0,412320

Azionisti in proprio: 80

Testi: 9

Azionisti in delega: 71

Pagina 72

930

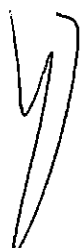


LISTA ESITO DELLE VOTAZIONE

Oggetto: Relazione sulla politica di remunerazione e sui compensi corrisposti - Seconda Sezione: relazione sui compensi corrisposti nel 2022 (deliberazione non vincolante)
NON VOTANTI E, PERTANTO ESCLUSI DAL QORUM DELIBERATIVO

Badge	Regione Sociale	Proprio	Delega	Totale
6421	TREVISAN DARIO	0	0	0
**D	MEDIOBANCA SICAV	0	334.000	334.000
**D	FONDO PENSIONE NAZIONALE PER IL PERSONALE DELLE BANCHE DI CREDITO COOPERATIVO CASSE RURALI ED ARTIGIANE	0	8.335	8.335
**D	MEDIOBANCA SGR - MEDIOBANCA ESG EUROPEAN EQUITY	0	450.300	450.300
**D	EPSILON SGR - EPSILON EUROPEAN EQUITY LARGE CAP INDEX	0	27.145	27.145
**D	EPSILON SGR - EPSILON QVALUE	0	11.421	11.421
**D	EPSILON SGR - EPSILON QRETURN	0	69.838	69.838
**D	EPSILON SGR - EPSILON DLONGRUN	0	1.999	1.999
**D	EPSILON SGR - EPSILON QEQUITY	0	10.058	10.058
**D	EURIZONCAPITALSGR-EURIZONGLOBALDIVIDENDESGS0LUGLIO2025	0	576.809	576.809
**D	EURIZONCAPITALSGR-EURIZON STEP 70 PIR ITALIA GIUGNO 2027	0	70.000	70.000
**D	EURIZONCAPITALSGR-EURIZONGLOBALDIVIDENDESG50-OTTOBRE2025	0	607.311	607.311
**D	EURIZON CAPITAL SGR - EURIZON AM FLEXIBLE TRILOGY	0	30.719	30.719
**D	EURIZON CAPITAL SGR - EURIZON AM GLOBAL MULTIASET 30	0	13.722	13.722
**D	EURIZON CAPITAL SGR - EURIZON AM GLOBAL MULTIASET II	0	7.941	7.941
**D	EURIZON CAPITAL SGR - EURIZON AM OBIETTIVO CONTROLLO	0	12.001	12.001
**D	EURIZON CAPITAL SGR - EURIZON AM OBIETTIVO STABILITA	0	3.803	3.803
**D	EURIZONCAPITALSGR-EURIZONHEMATICOPPORTUNITIES65007/2026	0	54.222	54.222
**D	EURIZONCAPITALSGR-EURIZONSTEP50BIETTIVONETZER012/2027	0	13.934	13.934
**D	EURIZON CAPITAL SGR - EURIZON AM TR MEGATREND II	0	202.957	202.957
**D	EURIZONCAPITALSGR-EURIZONTOPSELECTIONEQUILIBRIOMAGGIO2025	0	33.043	33.043
**D	EURIZON CAPITAL SGR - EURIZON GLOBAL DIVIDEND	0	298	298
**D	EURIZONCAPITALSGR-EURIZONGLOBALDIVIDENDESG50-MAGGIO2025	0	63.651	63.651
**D	EURIZON CAPITAL SGR - EURIZON PIR ITALIA AZIONI	0	95.604	95.604
**D	EURIZON CAPITAL SGR - EURIZON AZIONI EUROPA	0	446.690	446.690
**D	EURIZON CAPITAL SGR - EURIZON AZIONI ITALIA	0	798.216	798.216
**D	EURIZON CAPITAL SGR - EURIZON AZIONI INTERNAZIONALI	0	8.571.433	8.571.433
**D	EURIZON CAPITAL SGR - EURIZON RENDITA	0	617.103	617.103
**D	EURIZON CAPITAL SGR - EURIZON AZIONI INTERNAZIONALE ETICO	0	25.924	25.924
**D	EURIZON CAPITAL SGR - EURIZON AZIONI AREA EURO	0	425.000	425.000
**D	EURIZON CAPITAL SGR - EURIZON AZIONI PMI ITALIA	0	778.640	778.640
**D	EURIZONCAPITALSGR-EURIZONTOPSELECTIONESCITADICEMBRE2023	0	260.000	260.000
**D	EURIZONCAPITALSGR-EURIZONTOPSELECTIONEQUILIBRIOMARZO2024	0	408	408
**D	EURIZONCAPITALSGR-EURIZONTOPSELECTIONESCITAMARZO2024	0	911	911
**D	EURIZONCAPITALSGR-EURIZONMULTIASET TRENDICEMBRE2022	0	931	931
**D	EURIZONCAPITALSGR-EURIZONTOPSELECTIONEQUILIBRIOMAGGIO2024	0	1.261	1.261
**D	EURIZONCAPITALSGR-EURIZONTOPSELECTIONEQUILIBRIOGIUGNO2024	0	782	782
**D	EURIZONCAPITALSGR-EURIZONTOPSELECTIONEQUILIBRIOGIUGNO2024	0	1.289	1.289
**D	EURIZONCAPITALSGR-EURIZONTOPSELECTIONEQUILIBRI09/2024	0	1.543	1.543
**D	EURIZONCAPITALSGR-EURIZONTOPSELECTIONEQUILIBRI012/2024	0	1.133	1.133
**D	EURIZONCAPITALSGR-EURIZONTOPSELECTIONEQUILIBRIOMARZO2025	0	1.540	1.540
**D	EURIZON CAPITAL SGR - EURIZON PROGETTO ITALIA 70	0	2.498.949	2.498.949
**D	EURIZONCAPITALSGR-EURIZONSTEP50BIETTIVONETZER003/2028	0	2.144.685	2.144.685
**D	EURIZON FUND - TOP EUROPEAN RESEARCH	0	24.426	24.426
**D	EPSILON FUND - ENHANCED CONSTANT RISK CONTRIB	0	5.222.022	5.222.022
**D	EURIZON FUND - ITALIAN EQUITY OPPORTUNITIES	0	32.631	32.631
**D	EPSILON FUND - EUROPEAN Q-EQUITY	0	2.350.000	2.350.000
**D	EPSILON FUND - Q-FLEXIBLE	0	416.733	416.733
**D	EURIZON FUND - EQUITY EUROPE LTE	0	1.110.205	1.110.205
**D		0	630.254	630.254

Handwritten signature or mark at the bottom right of the page.



LISTA ESITO DELLE VOTAZIONE

Objetto: Relazione sulla politica di remunerazione e sui compensi corrisposti - Seconda Sezione: relazione sui compensi corrisposti nel 2022 (deliberazione non vincolante)
NON VOTANTI E, PERTANTO ESCLUSI DAL QUORUM DELIBERATIVO

Badge	Regione Sociale	Proprio	Delega	Totale
**D	EURIZON FUND - EQUITY EURO LTE	0	341.155	341.155
**D	EURIZON FUND - EQUITY ITALY SMART VOLATILITY	0	729.580	729.580
**D	EURIZON FUND - ACTIVE ALLOCATION	0	1.800.000	1.800.000
**D	EURIZON NEXT - STRATEGIA MEGATREND	0	967.593	967.593
**D	EURIZON FUND - EQUITY EUROPE ESG LTE	0	417.648	417.648
**D	EURIZON FUND - EQUITY WORLD EX-EUROPE ESG LEADERS LTE	0	94.160	94.160
**D	EDF - EQUITY PEOPLE	0	2.047.227	2.047.227
**D	ENEXT - STRATEGIA AZIONARIA DINAMICA	0	43.793	43.793
**D	ISFSIF -MONTECUCC.DIVERSIFIEDMULTI-ASSETFUND-SLEEVEIMAMONDI	0	31.730	31.730
**D	EDF - EQUITY HIGH DIVIDEND	0	438.624	438.624
**D	EURIZON AM SICAV - ITALIAN EQUITY	0	1.400.000	1.400.000
**D	EURIZON AM SICAV - LOW CARBON EURO	0	285.599	285.599
**D	EURIZON AM SICAV - OBIETTIVO CONTROLLO	0	55.995	55.995
**D	EURIZON AM SICAV - OBIETTIVO EQUILIBRIO	0	111.154	111.154
**D	EURIZON AM SICAV - OBIETTIVO STABILITA	0	6.652	6.652
**D	EURIZON AM SICAV - OBIETTIVO SVILUPPO	0	8.578	8.578
**D	EURIZON AM SICAV - EUROPEAN EQUITY	0	24.425	24.425
**D	EURIZON AM SICAV - GLOBAL DYNAMIC ALLOCATION	0	201.501	201.501
**D	EURIZON AM SICAV - GLOBAL EQUITY	0	40.801	40.801
**D	EURIZON AM SICAV - GLOBAL MULTIASSET 15	0	43.285	43.285
**D	EURIZON AM SICAV - GLOBAL MULTIASSET 30	0	48.562	48.562
**D	EURIZONINVESTMENT SICAV-EUROPEEQUITY NSURANCECAPITALLIGHT	0	73.172	73.172
**D	EURIZON INVESTMENT SICAV - MULTIASSET RISK OVERLAY	0	67.897	67.897
**D	EURIZON INVESTMENT SICAV - MULTIASSET RISK OVERLAY MODERATO	0	7.174	7.174
**D	EIS - DONATELLO 2	0	35.000	35.000
**D	ISFSIF - DIVERSIFIED ALLOCATION FUND 4 - SLEEVE IM AZIMUT	0	17.165	17.165
6934	FORLANI MATTEO	1.992	0	1.992
Totale voti			38.402.282	
Percentuale votanti %			0,583679	
Percentuale Capitale %			0,377727	

Handwritten signature at the bottom right of the page.

932



LISTA ESITO DELLE VOTAZIONE

Oggetto: **Relazione sulla politica di remunerazione e sui compensi corrisposti - Seconda Sezione: relazione sui compensi corrisposti nel 2022 (deliberazione non vincolante)**
VOTI NON COMPUTATI (Non Votati)

Badge	Ragione Sociale	Proprio	Delega	Totale
RA	COMPUTERSHARE SPA RAPPRESENTANTE DESIGNATO EX ART 135 UNDECIES TUF NELLA PERSONA DI CARUSO ENRICO	0	0	0
D**	BATTISTUTTI LORIS	0	6.000	6.000
D**	COLACCHIA ELISABETTA	0	10.700	10.700
Totale voti				
Percentuale votanti %				
Percentuale Capitale %				

933

Azionisti:	Teste:	Pagina 75
Azionisti in proprio:	2	1
Azionisti in delega:	0	2

Ugo Ricciarelli



ATLANTE - CERASI
STUDIO NOTARILE ASSOCIATO

AUTENTICA NOTARILE DI DICHIARAZIONE RESA AI SENSI DELL'ART.

46 DEL D.P.R. 445 DEL 28 DICEMBRE 2000 - ESENTE DA BOLLO AI

SENSI DELL'ART. 14 DELLA TABELLA ALLEGATA AL D.P.R. 642 DEL

26 OTTOBRE 1972

Roma, dieci maggio duemilaventitre

(10/5/2023)

Certifico io Dr. Nicola ATLANTE, Notaio in Roma iscritto al

Collegio Notarile di Roma che, dichiaratosi consapevole delle

sanzioni penali conseguenti a dichiarazioni mendaci, il

firmatario infraindicato - della cui identità personale io

Notaio sono certo - ha sottoscritto in mia presenza la


documentazione che precede:

- Veronica Ciciriello nata a Roma il 26 giugno 1970,

domiciliata per la carica in Milano, Via Lorenzo Mascheroni

n. 19, presso Computershare S.p.A., nell'interesse di detta

persona giuridica.



P34