

COMUNICATO  
STAMPA

Relazioni con i Media

T +39 06 8305 5699  
ufficiostampa@enel.com  
gnm@enel.com  
enel.com

Investor Relations

T +39 06 8305 7975  
investor.relations@enel.com  
enel.com

**ENEL PUBBLICA IL REPORT SUI DATI OPERATIVI DI GRUPPO DEL PRIMO TRIMESTRE 2022**

**Roma, 26 aprile 2022** – Enel S.p.A. ("Enel") ha pubblicato il "*Quarterly Bulletin*" ("*Report*") contenente i dati operativi del Gruppo del primo trimestre dell'anno 2022.

Il *Report*, pubblicato in anticipo rispetto all'approvazione da parte del Consiglio di Amministrazione di Enel e alla divulgazione dei dati economico-finanziari contenuti nei documenti contabili periodici, si pone l'obiettivo di rafforzare ulteriormente la trasparenza del Gruppo nei confronti della comunità finanziaria, in linea con le *best practice* dei mercati più evoluti.

Il *Report*, allegato al presente comunicato stampa, è a disposizione del pubblico presso la sede sociale, sul sito internet di Enel ([www.enel.com](http://www.enel.com)), e – unitamente al presente comunicato – presso il meccanismo di stoccaggio autorizzato "eMarket Storage" ([www.emarketstorage.com](http://www.emarketstorage.com)).



enel

**Q1 2022**  
Quarterly Bulletin

# Quarterly bulletin

Operating data Q1 2022



## Index

1. Enel Green Power & Conventional Generation



2. Global Infrastructure & Networks



3. Enel X Global Retail



4. Disclaimer

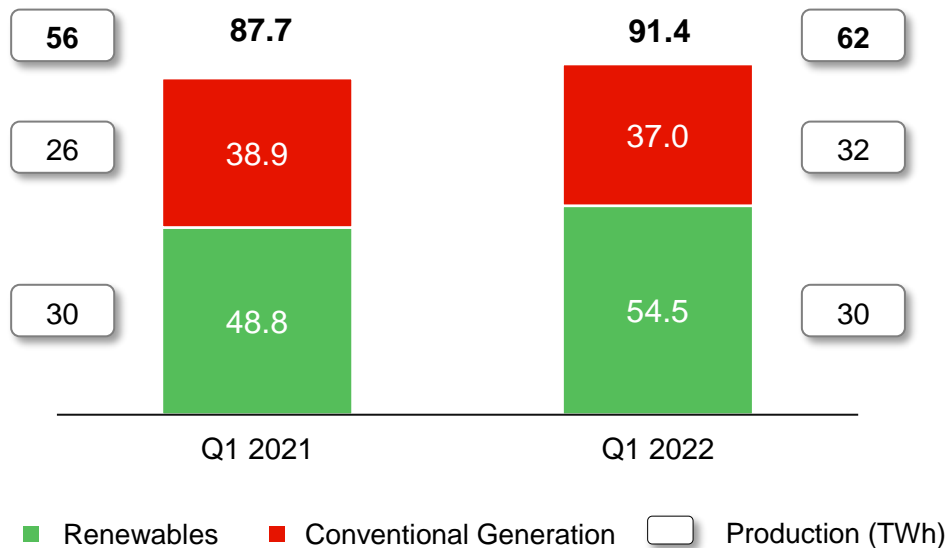


# Enel Green Power & Conventional Generation

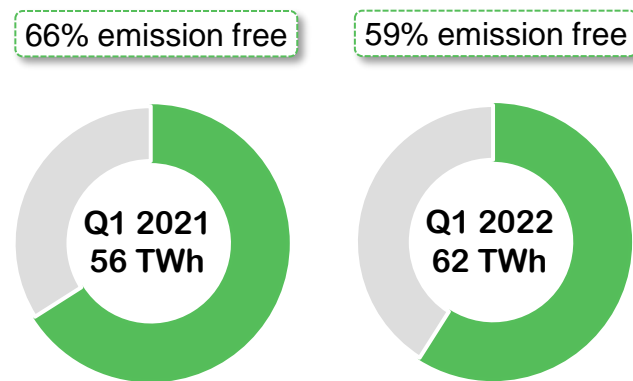
## Operating data Q1 2022



### Installed capacity (GW) and production evolution<sup>1</sup>



### Emission free share of production<sup>1,2</sup>



1. Rounded figures. Includes capacity and production from renewable managed assets and excludes BESS.  
2. Considers nuclear + renewable (consolidated & managed).

# Enel Green Power & Conventional Generation

## Installed capacity & production at Group level



Installed capacity (MW)

| Group                                | Q1 2022       | % Weight     | Q1 2021       | % Weight     | Δ yoy        | 2022 Add. Cap. |
|--------------------------------------|---------------|--------------|---------------|--------------|--------------|----------------|
| Hydro                                | 28,384        | 32.2%        | 27,826        | 33.0%        | 2.0%         | 542            |
| Wind                                 | 14,981        | 17.0%        | 12,513        | 14.8%        | 19.7%        | 78             |
| Solar & Others                       | 6,860         | 7.8%         | 4,260         | 5.0%         | 61.0%        | 459            |
| Geothermal                           | 915           | 1.0%         | 882           | 1.0%         | 3.7%         | -              |
| <b>Total Renewables</b>              | <b>51,140</b> | <b>58.0%</b> | <b>45,480</b> | <b>53.9%</b> | <b>12.4%</b> | <b>1,079</b>   |
| Nuclear                              | 3,328         | 3.8%         | 3,328         | 3.9%         | 0.0%         | -              |
| Coal                                 | 6,910         | 7.8%         | 8,893         | 10.5%        | -22.3%       | -              |
| CCGT                                 | 15,039        | 17.1%        | 15,007        | 17.8%        | 0.2%         | -              |
| Oil & Gas                            | 11,694        | 13.3%        | 11,711        | 13.9%        | -0.2%        | 3              |
| <b>Total Conventional Generation</b> | <b>36,971</b> | <b>42.0%</b> | <b>38,939</b> | <b>46.1%</b> | <b>-5.1%</b> | <b>3</b>       |
| <b>Total consolidated capacity</b>   | <b>88,111</b> | <b>100%</b>  | <b>84,419</b> | <b>100%</b>  | <b>4.4%</b>  | <b>1,082</b>   |
| <b>Managed capacity</b>              | <b>3,322</b>  |              | <b>3,325</b>  |              | <b>-0.1%</b> |                |
| <b>Total installed capacity</b>      | <b>91,433</b> |              | <b>87,744</b> |              | <b>4.2%</b>  |                |

Production (GWh)

| Group                                | Q1 2022       | % Weight     | Q1 2021       | % Weight     | Δ yoy        | Quarter prod. |
|--------------------------------------|---------------|--------------|---------------|--------------|--------------|---------------|
| Hydro                                | 12,166        | 20.5%        | 15,337        | 28.6%        | -20.7%       | 12,166        |
| Wind                                 | 10,690        | 18.0%        | 9,097         | 16.9%        | 17.5%        | 10,690        |
| Solar & Others                       | 2,408         | 4.1%         | 1,662         | 3.1%         | 44.9%        | 2,408         |
| Geothermal                           | 1,581         | 2.7%         | 1,511         | 2.8%         | 4.6%         | 1,581         |
| <b>Total Renewables</b>              | <b>26,846</b> | <b>45.3%</b> | <b>27,608</b> | <b>51.4%</b> | <b>-2.8%</b> | <b>26,846</b> |
| Nuclear                              | 7,113         | 12.0%        | 6,909         | 12.9%        | 3.0%         | 7,113         |
| Coal                                 | 5,160         | 8.7%         | 3,032         | 5.6%         | 70.2%        | 5,160         |
| CCGT                                 | 14,052        | 23.7%        | 10,834        | 20.2%        | 29.7%        | 14,052        |
| Oil & Gas                            | 6,077         | 10.3%        | 5,304         | 9.9%         | 14.6%        | 6,077         |
| <b>Total Conventional Generation</b> | <b>32,401</b> | <b>54.7%</b> | <b>26,079</b> | <b>48.6%</b> | <b>24.2%</b> | <b>32,401</b> |
| <b>Total consolidated production</b> | <b>59,247</b> | <b>100%</b>  | <b>53,687</b> | <b>100%</b>  | <b>10.4%</b> | <b>59,247</b> |
| <b>Managed production</b>            | <b>2,600</b>  |              | <b>2,467</b>  |              | <b>5.4%</b>  |               |
| <b>Total production</b>              | <b>61,847</b> |              | <b>56,153</b> |              | <b>10.1%</b> |               |

# Enel Green Power & Conventional Generation

## Consolidated capacity & production – Italy



Installed capacity (MW)

| Italy                                | Q1 2022       | % Weight     | Q1 2021       | % Weight     | Δ yoy        | 2022 Add. Cap. |
|--------------------------------------|---------------|--------------|---------------|--------------|--------------|----------------|
| Hydro                                | 12,981        | 49.6%        | 12,424        | 47.0%        | 4.5%         | 538            |
| Wind                                 | 794           | 3.0%         | 771           | 2.9%         | 2.9%         | -              |
| Solar & Others                       | 29            | 0.1%         | 29            | 0.1%         | -0.4%        | -              |
| Geothermal                           | 774           | 3.0%         | 769           | 2.9%         | 0.6%         | -              |
| <b>Total Renewables</b>              | <b>14,577</b> | <b>55.8%</b> | <b>13,994</b> | <b>53.0%</b> | <b>4.2%</b>  | <b>538</b>     |
| Coal                                 | 4,720         | 18.1%        | 5,583         | 21.1%        | -15.5%       | -              |
| CCGT                                 | 4,596         | 17.6%        | 4,583         | 17.4%        | 0.3%         | -              |
| Oil & Gas                            | 2,253         | 8.6%         | 2,248         | 8.5%         | 0.2%         | -              |
| <b>Total Conventional Generation</b> | <b>11,569</b> | <b>44.2%</b> | <b>12,414</b> | <b>47.0%</b> | <b>-6.8%</b> | -              |
| <b>Total</b>                         | <b>26,146</b> | <b>100%</b>  | <b>26,408</b> | <b>100%</b>  | <b>-1.0%</b> | <b>538</b>     |

Production (GWh)

| Italy                                | Q1 2022       | % Weight     | Q1 2021       | % Weight     | Δ yoy         | Quarter prod. |
|--------------------------------------|---------------|--------------|---------------|--------------|---------------|---------------|
| Hydro                                | 2,506         | 20.9%        | 4,233         | 40.2%        | -40.8%        | 2,506         |
| Wind                                 | 431           | 3.6%         | 407           | 3.9%         | 6.0%          | 431           |
| Solar & Others                       | 15            | 0.1%         | 15            | 0.1%         | 1.5%          | 15            |
| Geothermal                           | 1,378         | 11.5%        | 1,355         | 12.9%        | 1.6%          | 1,378         |
| <b>Total Renewables</b>              | <b>4,330</b>  | <b>36.1%</b> | <b>6,011</b>  | <b>57.0%</b> | <b>-28.0%</b> | <b>4,330</b>  |
| Coal                                 | 4,321         | 36.0%        | 2,164         | 20.5%        | 99.7%         | 4,321         |
| CCGT                                 | 3,329         | 27.7%        | 2,281         | 21.6%        | 46.0%         | 3,329         |
| Oil & Gas                            | 19            | 0.2%         | 84            | 0.8%         | -77.5%        | 19            |
| <b>Total Conventional Generation</b> | <b>7,670</b>  | <b>63.9%</b> | <b>4,528</b>  | <b>43.0%</b> | <b>69.4%</b>  | <b>7,670</b>  |
| <b>Total</b>                         | <b>12,000</b> | <b>100%</b>  | <b>10,538</b> | <b>100%</b>  | <b>13.9%</b>  | <b>12,000</b> |

# Enel Green Power & Conventional Generation

## Consolidated capacity & production – Iberia



Installed capacity (MW)

| Iberia                               | Q1 2022       | % Weight     | Q1 2021       | % Weight     | Δ yoy        | 2022 Add. Cap. |
|--------------------------------------|---------------|--------------|---------------|--------------|--------------|----------------|
| Hydro                                | 4,746         | 22.4%        | 4,748         | 21.9%        | 0.0%         | 5              |
| Wind                                 | 2,602         | 12.3%        | 2,422         | 11.2%        | 7.4%         | 57             |
| Solar & Others                       | 1,098         | 5.2%         | 610           | 2.8%         | 79.8%        | -              |
| <b>Total Renewables</b>              | <b>8,446</b>  | <b>39.8%</b> | <b>7,780</b>  | <b>35.9%</b> | <b>8.6%</b>  | <b>61</b>      |
| Nuclear                              | 3,328         | 15.7%        | 3,328         | 15.4%        | 0.0%         | -              |
| Coal                                 | 1,644         | 7.8%         | 2,764         | 12.8%        | -40.5%       | -              |
| CCGT                                 | 5,445         | 25.7%        | 5,445         | 25.1%        | 0.0%         | -              |
| Oil & Gas                            | 2,333         | 11.0%        | 2,334         | 10.8%        | 0.0%         | -              |
| <b>Total Conventional Generation</b> | <b>12,751</b> | <b>60.2%</b> | <b>13,871</b> | <b>64.1%</b> | <b>-8.1%</b> | <b>-</b>       |
| <b>Total</b>                         | <b>21,196</b> | <b>100%</b>  | <b>21,651</b> | <b>100%</b>  | <b>-2.1%</b> | <b>61</b>      |

Production (GWh)

| Iberia                               | Q1 2022       | % Weight     | Q1 2021       | % Weight     | Δ yoy         | Quarter prod. |
|--------------------------------------|---------------|--------------|---------------|--------------|---------------|---------------|
| Hydro                                | 1,137         | 7.4%         | 2,356         | 15.9%        | -51.8%        | 1,137         |
| Wind                                 | 1,551         | 10.0%        | 1,854         | 12.5%        | -16.3%        | 1,551         |
| Solar & Others                       | 292           | 1.9%         | 149           | 1.0%         | 95.4%         | 292           |
| <b>Total Renewables</b>              | <b>2,979</b>  | <b>19.3%</b> | <b>4,360</b>  | <b>29.5%</b> | <b>-31.7%</b> | <b>2,979</b>  |
| Nuclear                              | 7,113         | 46.0%        | 6,909         | 46.7%        | 3.0%          | 7,113         |
| Coal                                 | 250           | 1.6%         | 213           | 1.4%         | 17.5%         | 250           |
| CCGT                                 | 4,072         | 26.3%        | 2,352         | 15.9%        | 73.1%         | 4,072         |
| Oil & Gas                            | 1,048         | 6.8%         | 967           | 6.5%         | 8.3%          | 1,048         |
| <b>Total Conventional Generation</b> | <b>12,482</b> | <b>80.7%</b> | <b>10,441</b> | <b>70.5%</b> | <b>19.6%</b>  | <b>12,482</b> |
| <b>Total</b>                         | <b>15,462</b> | <b>100%</b>  | <b>14,800</b> | <b>100%</b>  | <b>4.5%</b>   | <b>15,462</b> |

# Enel Green Power & Conventional Generation

## Consolidated capacity & production – Latin America



Installed capacity (MW)

| Latin America                        | Q1 2022       | % Weight      | Q1 2021       | % Weight     | Δ yoy        | 2022 Add. Cap. |
|--------------------------------------|---------------|---------------|---------------|--------------|--------------|----------------|
| Hydro                                | 10,585        | 43.9%         | 10,582        | 47.7%        | 0.0%         | -              |
| Wind                                 | 2,930         | 12.2%         | 2,272         | 10.3%        | 28.9%        | -              |
| Solar & Others                       | 3,135         | 13.0%         | 1,876         | 8.5%         | 67.1%        | 213            |
| Geothermal                           | 69            | 0.3%          | 41            | 0.2%         | 69.0%        | -              |
| <b>Total Renewables</b>              | <b>16,720</b> | <b>69.4%</b>  | <b>14,772</b> | <b>66.6%</b> | <b>13.2%</b> | <b>213</b>     |
| Coal                                 | 546           | 2.3%          | 546           | 2.5%         | 0.0%         | -              |
| CCGT                                 | 4,168         | 17.3%         | 4,165         | 18.8%        | 0.1%         | -              |
| Oil & Gas                            | 2,661         | 11.0%         | 2,683         | 12.1%        | -0.8%        | 3              |
| <b>Total Conventional Generation</b> | <b>7,375</b>  | <b>30.6%</b>  | <b>7,394</b>  | <b>33.4%</b> | <b>-0.3%</b> | <b>3</b>       |
| <b>Total</b>                         | <b>24,095</b> | <b>100.0%</b> | <b>22,165</b> | <b>100%</b>  | <b>8.7%</b>  | <b>216</b>     |

Production (GWh)

| Latin America                        | Q1 2022       | % Weight      | Q1 2021       | % Weight     | Δ yoy        | Quarter prod. |
|--------------------------------------|---------------|---------------|---------------|--------------|--------------|---------------|
| Hydro                                | 8,472         | 46.5%         | 8,693         | 51.8%        | -2.5%        | 8,472         |
| Wind                                 | 2,313         | 12.7%         | 1,663         | 9.9%         | 39.1%        | 2,313         |
| Solar & Others                       | 1,115         | 6.1%          | 778           | 4.6%         | 43.3%        | 1,115         |
| Geothermal                           | 102           | 0.6%          | 62            | 0.4%         | 62.7%        | 102           |
| <b>Total Renewables</b>              | <b>12,001</b> | <b>65.8%</b>  | <b>11,196</b> | <b>66.7%</b> | <b>7.2%</b>  | <b>12,001</b> |
| Coal                                 | 589           | 3.2%          | 656           | 3.9%         | -10.2%       | 589           |
| CCGT                                 | 5,038         | 27.6%         | 4,530         | 27.0%        | 11.2%        | 5,038         |
| Oil & Gas                            | 606           | 3.3%          | 411           | 2.4%         | 47.3%        | 606           |
| <b>Total Conventional Generation</b> | <b>6,233</b>  | <b>34.2%</b>  | <b>5,597</b>  | <b>33.3%</b> | <b>11.4%</b> | <b>6,233</b>  |
| <b>Total</b>                         | <b>18,234</b> | <b>100.0%</b> | <b>16,793</b> | <b>100%</b>  | <b>8.6%</b>  | <b>18,234</b> |



# Enel Green Power & Conventional Generation

## Consolidated capacity & production – Rest of Europe



Installed capacity (MW)

| Rest of Europe                       | Q1 2022      | % Weight     | Q1 2021      | % Weight     | Δ yoy        | 2022 Add. Cap. |
|--------------------------------------|--------------|--------------|--------------|--------------|--------------|----------------|
| Hydro                                | 19           | 0.3%         | 19           | 0.3%         | 0.0%         | -              |
| Wind                                 | 1,120        | 17.1%        | 957          | 15.0%        | 17.1%        | 21             |
| Solar & Others                       | 130          | 2.0%         | 130          | 2.0%         | 0.0%         | -              |
| <b>Total Renewables</b>              | <b>1,269</b> | <b>19.4%</b> | <b>1,105</b> | <b>17.4%</b> | <b>14.8%</b> | <b>21</b>      |
| CCGT                                 | 830          | 12.7%        | 814          | 12.8%        | 2.0%         | -              |
| Oil & Gas                            | 4,447        | 67.9%        | 4,447        | 69.9%        | 0.0%         | -              |
| <b>Total Conventional Generation</b> | <b>5,276</b> | <b>80.6%</b> | <b>5,260</b> | <b>82.6%</b> | <b>0.3%</b>  | <b>-</b>       |
| <b>Total</b>                         | <b>6,545</b> | <b>100%</b>  | <b>6,366</b> | <b>100%</b>  | <b>2.8%</b>  | <b>21</b>      |

Production (GWh)

| Rest of Europe                       | Q1 2022      | % Weight     | Q1 2021      | % Weight     | Δ yoy        | Quarter prod. |
|--------------------------------------|--------------|--------------|--------------|--------------|--------------|---------------|
| Hydro                                | 13           | 0.2%         | 22           | 0.4%         | -39.3%       | 13            |
| Wind                                 | 701          | 10.4%        | 603          | 9.8%         | 16.3%        | 701           |
| Solar & Others                       | 34           | 0.5%         | 31           | 0.5%         | 10.0%        | 34            |
| <b>Total Renewables</b>              | <b>749</b>   | <b>11.1%</b> | <b>656</b>   | <b>10.6%</b> | <b>14.1%</b> | <b>749</b>    |
| CCGT                                 | 1,612        | 23.8%        | 1,672        | 27.1%        | -3.6%        | 1,612         |
| Oil & Gas                            | 4,404        | 65.1%        | 3,842        | 62.3%        | 14.6%        | 4,404         |
| <b>Total Conventional Generation</b> | <b>6,016</b> | <b>88.9%</b> | <b>5,513</b> | <b>89.4%</b> | <b>9.1%</b>  | <b>6,016</b>  |
| <b>Total</b>                         | <b>6,765</b> | <b>100%</b>  | <b>6,170</b> | <b>100%</b>  | <b>9.7%</b>  | <b>6,765</b>  |

# Enel Green Power & Conventional Generation

## Consolidated capacity & production – Rest of the World



Installed capacity (MW)

| North America  | Q1 2022      | % Weight    | Q1 2021      | % Weight    | Δ yoy        | 2022 Add. Cap. |
|----------------|--------------|-------------|--------------|-------------|--------------|----------------|
| Hydro          | 53           | 0.7%        | 53           | 0.8%        | 0.0%         | -              |
| Wind           | 6,262        | 78.8%       | 5,572        | 83.9%       | 12.4%        | -              |
| Solar & Others | 1,556        | 19.6%       | 948          | 14.3%       | 64.1%        | -              |
| Geothermal     | 72           | 0.9%        | 72           | 1.1%        | 0.0%         | -              |
| <b>Total</b>   | <b>7,941</b> | <b>100%</b> | <b>6,643</b> | <b>100%</b> | <b>19.5%</b> | <b>-</b>       |

| Africa, Asia & Oceania | Q1 2022      | % Weight    | Q1 2021      | % Weight    | Δ yoy        | 2022 Add. Cap. |
|------------------------|--------------|-------------|--------------|-------------|--------------|----------------|
| Wind                   | 1,274        | 58.3%       | 519          | 43.8%       | 145.3%       | -              |
| Solar & Others         | 912          | 41.7%       | 667          | 56.2%       | 36.8%        | 246            |
| <b>Total</b>           | <b>2,186</b> | <b>100%</b> | <b>1,186</b> | <b>100%</b> | <b>84.3%</b> | <b>246</b>     |

Production (GWh)

| North America  | Q1 2022      | % Weight    | Q1 2021      | % Weight    | Δ yoy        | Quarter prod. |
|----------------|--------------|-------------|--------------|-------------|--------------|---------------|
| Hydro          | 38           | 0.6%        | 33           | 0.7%        | 15.4%        | 38            |
| Wind           | 5,251        | 87.1%       | 4,320        | 89.6%       | 21.5%        | 5,251         |
| Solar & Others | 639          | 10.6%       | 376          | 7.8%        | 70.0%        | 639           |
| Geothermal     | 102          | 1.7%        | 93           | 1.9%        | 9.1%         | 102           |
| <b>Total</b>   | <b>6,030</b> | <b>100%</b> | <b>4,823</b> | <b>100%</b> | <b>25.0%</b> | <b>6,030</b>  |

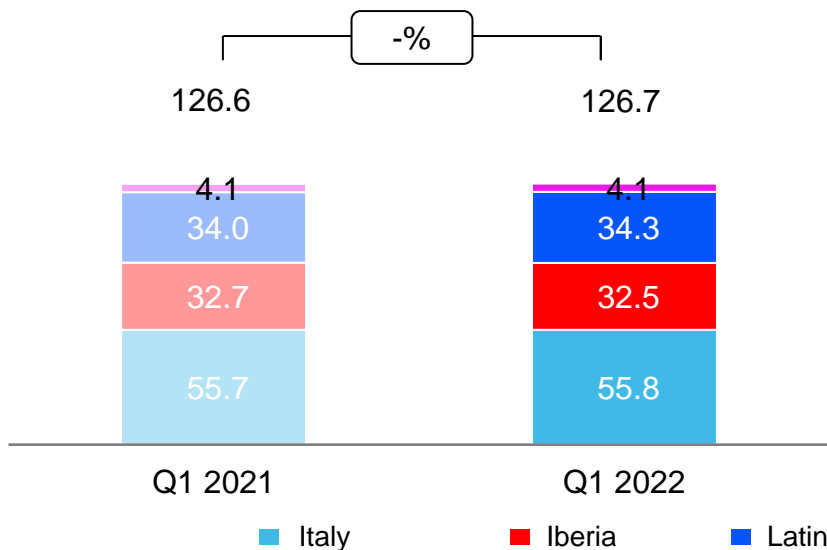
| Africa, Asia & Oceania | Q1 2022    | % Weight    | Q1 2021    | % Weight    | Δ yoy        | Quarter prod. |
|------------------------|------------|-------------|------------|-------------|--------------|---------------|
| Wind                   | 443        | 58.6%       | 250        | 44.4%       | 77.4%        | 443           |
| Solar & Others         | 313        | 41.4%       | 313        | 55.6%       | 0.2%         | 313           |
| <b>Total</b>           | <b>757</b> | <b>100%</b> | <b>563</b> | <b>100%</b> | <b>34.5%</b> | <b>757</b>    |

# Global Infrastructure & Networks

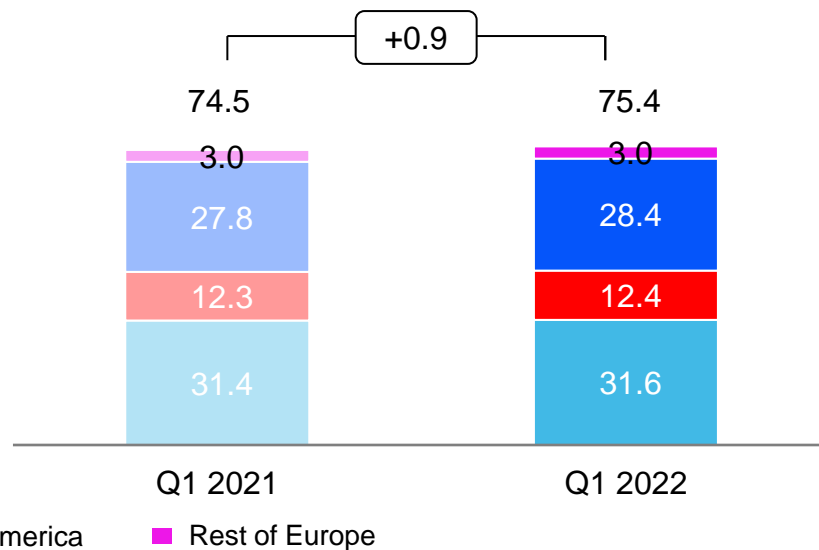
## Operating data Q1 2022



Electricity distributed (TWh)<sup>1,2</sup>



End users (mn)<sup>1,3</sup>



1. 2021 restated figures.

2. Latin America breakdown – Q1 2022: Argentina 4.2 TWh, Brazil: 20.3 TWh, Chile: 4.1 TWh, Colombia: 3.7 TWh and Peru: 2.1 TWh. Q1 2021: Argentina: 4.0 TWh, Brazil: 20.5 TWh, Chile: 4.0 TWh, Colombia: 3.5 TWh and Peru: 2.0 TWh.

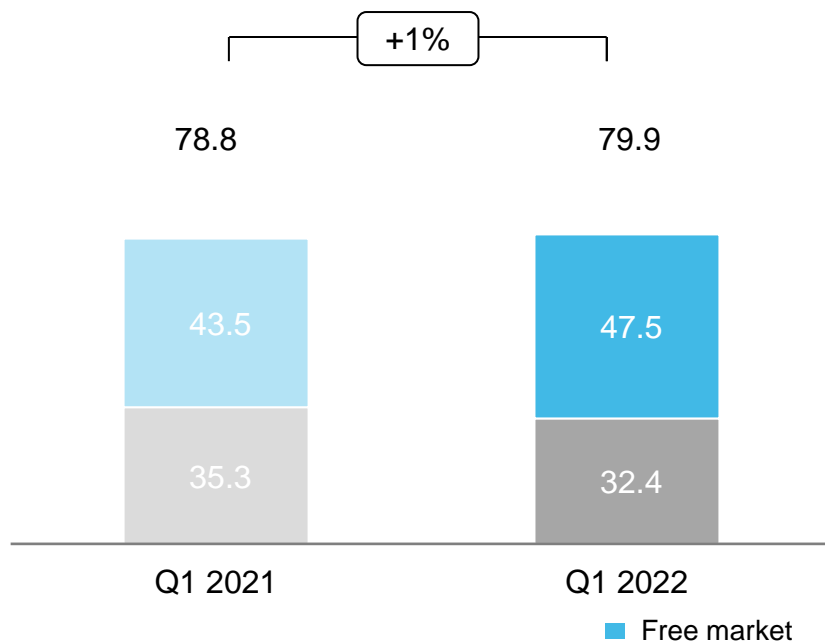
3. Latin America breakdown – Q1 2022: Argentina 2.6 mn, Brazil: 18.5 mn, Chile: 2.0 mn, Colombia: 3.7 mn and Peru: 1.5 mn. Q1 2021: Argentina: 2.5 mn, Brazil: 18.1 mn, Chile: 2.0 mn, Colombia: 3.6 mn and Peru: 1.5 mn.

# Retail at Group level

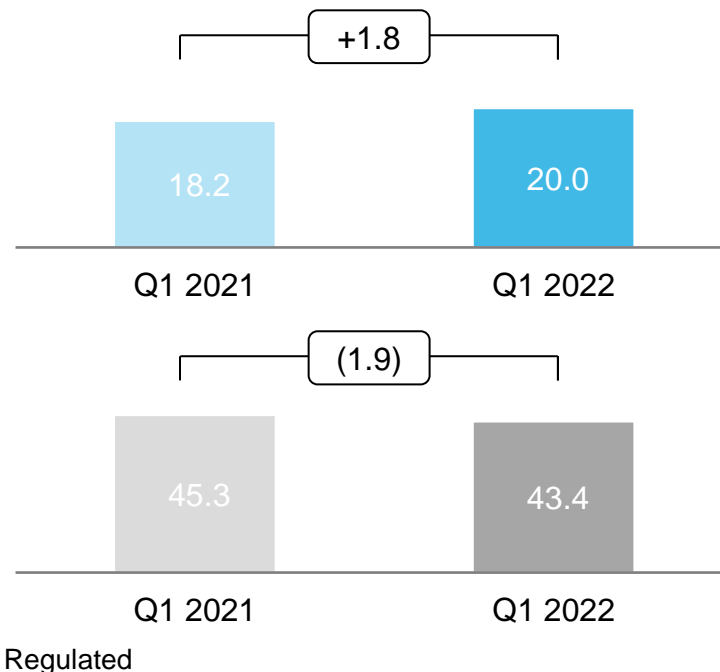
## Operating data Q1 2022



### Energy sold (TWh)



### Power customers (mn)

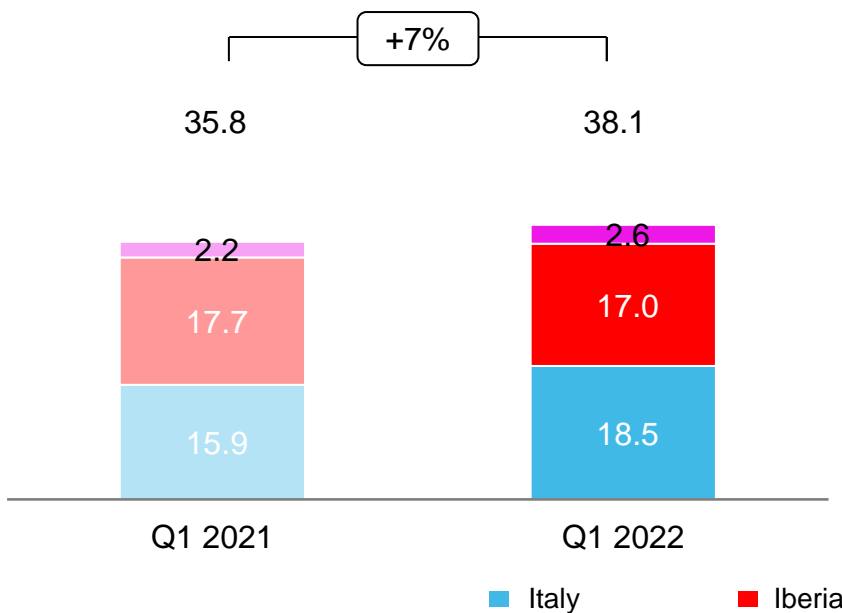


# Retail – Free power markets, Europe

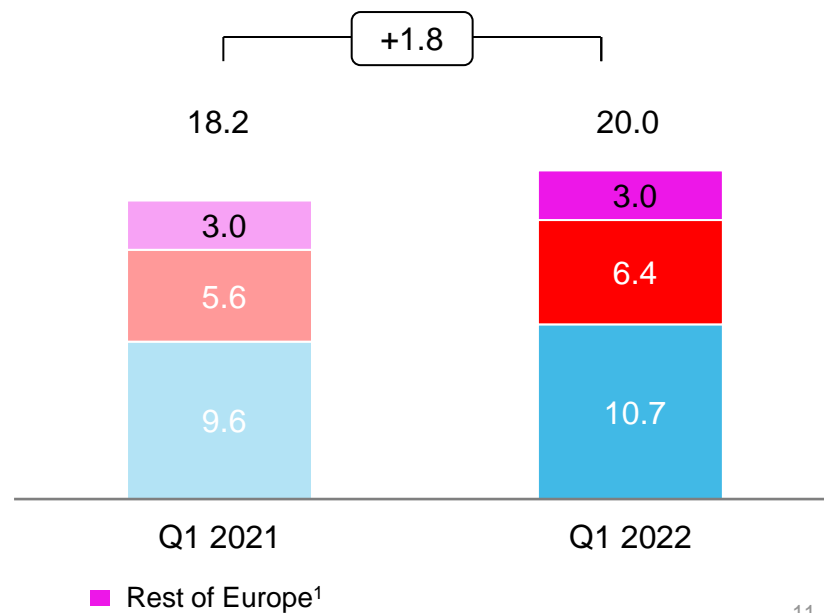
Operating data Q1 2022



Energy sold (TWh)



Power customers (mn)



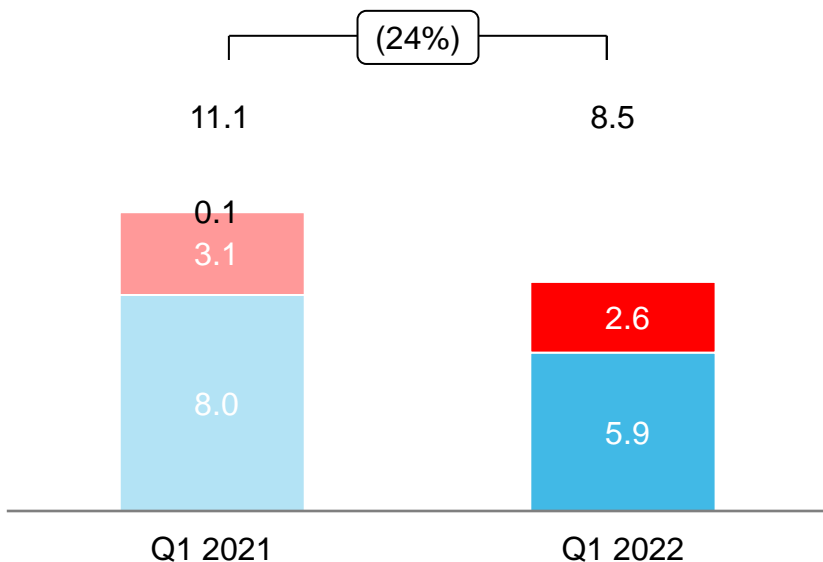
1. Market liberalization in Romania in 2021.

# Retail – Regulated power markets, Europe

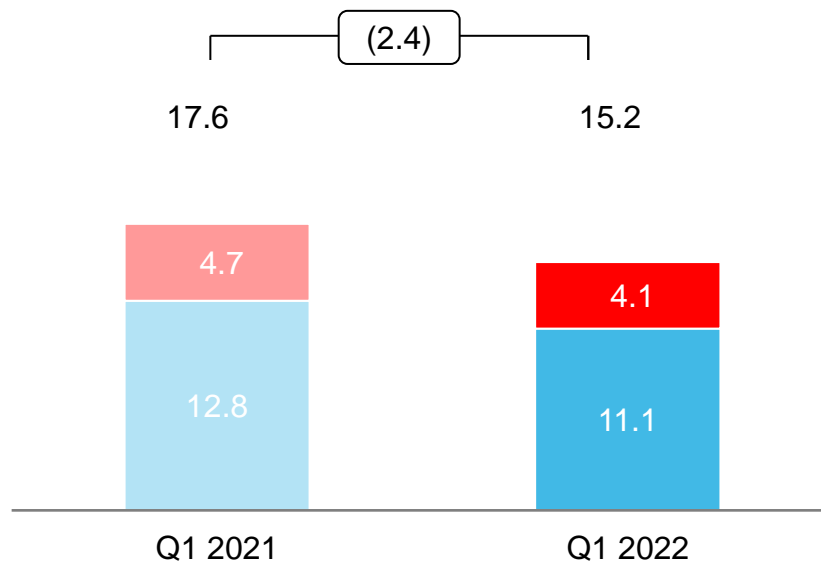
## Operating data Q1 2022



Energy sold (TWh)



Power customers (mn)



Italy

Iberia

Rest of Europe<sup>1</sup>

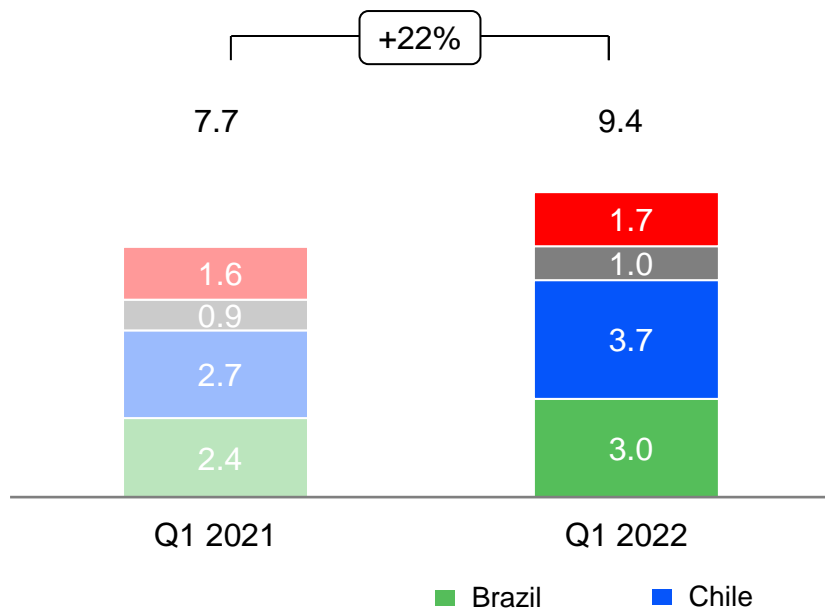
1. Market liberalization in Romania in 2021.

# Retail – Free power markets, Latin America

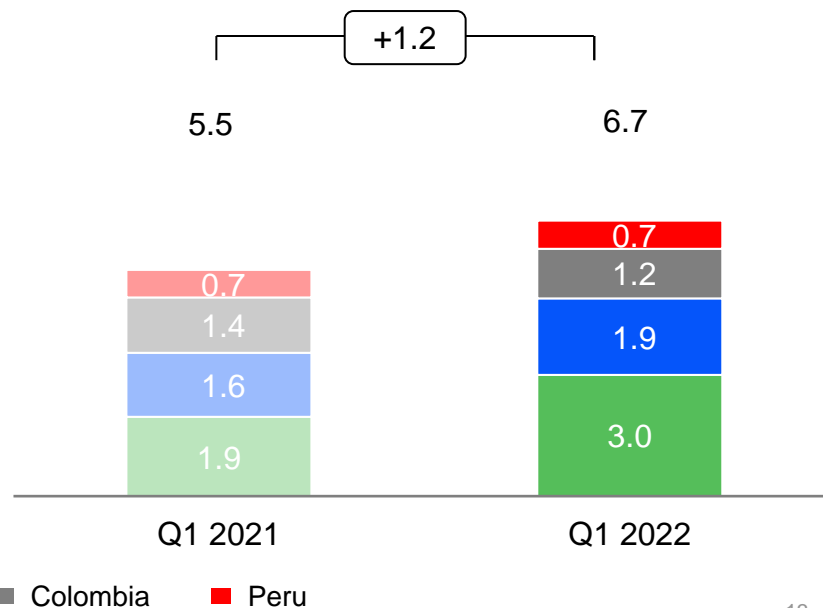
Operating data Q1 2022



Energy sold (TWh)



Power customers (000')



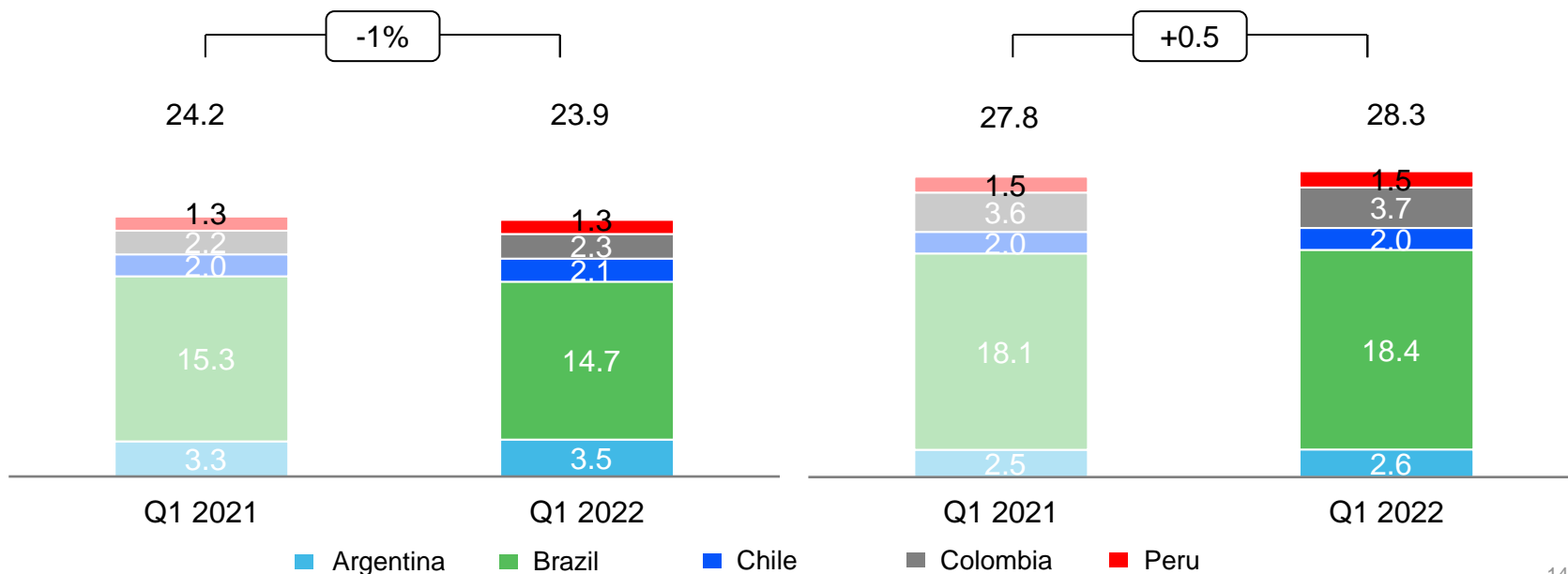
# Retail – Regulated power markets, Latin America

## Operating data Q1 2022



Energy sold (TWh)

Power customers (mn)





# Retail – Gas market

## Operating data Q1 2022

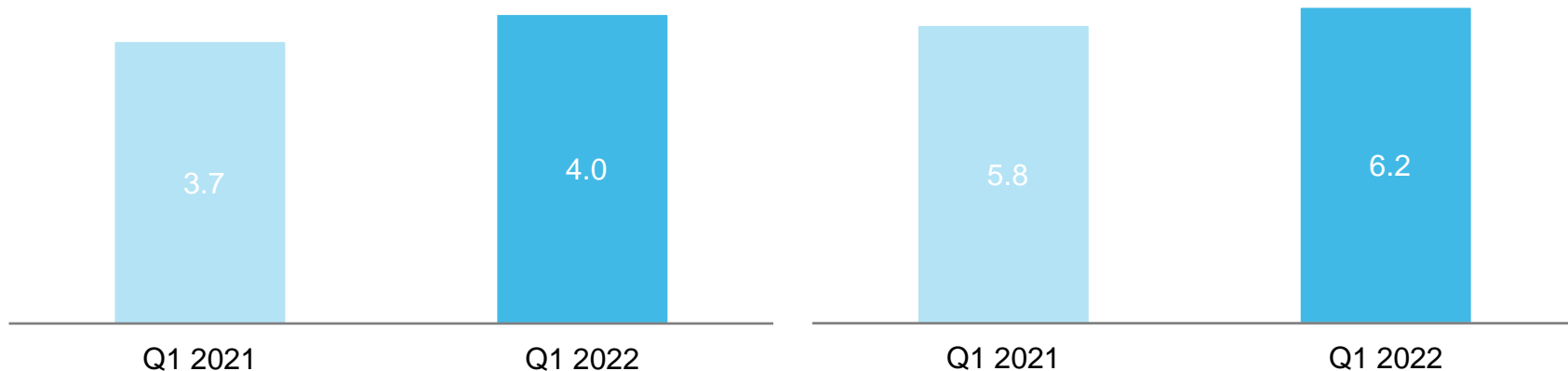


Gas sold (bcm)<sup>1</sup>

Gas customers (mn)<sup>2</sup>

+10%

+0.4



1. Q1 2022: Italy: 2.1 bcm, Iberia: 1.7 bcm, Rest of Europe 0.13 bcm, Latin America 0.07 bcm; Q1 2021: Italy: 2.0 bcm, Iberia: 1.6 bcm, Rest of Europe 0.05 bcm, Latin America 0.04 bcm.

2. Q1 2022: Italy: 4.3 mn, Iberia: 1.7 mn, Rest of Europe 0.14 mn; Q1 2021: Italy: 4.1 mn, Iberia: 1.7 mn, Rest of Europe 0.07 mn.

# Disclaimer



The information contained in this presentation does not purport to be comprehensive and has not been independently verified by any independent third party.

This presentation does not constitute a recommendation regarding the securities of the Company. This presentation does not contain an offer to sell or a solicitation of any offer to buy any securities issued by Enel S.p.A. or any of its subsidiaries.

# Quarterly bulletin Q1 2022

## Contact us



### Monica Girardi

Head of Group Investor Relations

### Investor Relations team

Federico Baroncelli

Serena Carioti

Federica Dori

Matteo Marengon

Federica Pozzi

Fabrizio Ragnacci

Noemi Tomassi

Emanuele Toppi



### Contacts

Email [investor.relations@enel.com](mailto:investor.relations@enel.com)

Phone +39 06 8305 7975

### Investor Relations App



*iOS*



*Android*



### Channels



Website  
[Enel.com](http://Enel.com)